

RESEARCH TABULATIONS

WOKING,

HOUSEHOLD TELEPHONE SURVEY

Prepared for

DTZ PEDA Consulting

July 2004

Contents

1. Background

2. Objectives

3. Methodology

- **Zone Definitions**
- **Questionnaire**
- **Sample Reliability**

4. Tabulations

1. Background

Q2a Marketing & Research have been commissioned by DTZ Pinda Consulting, to undertake a detailed household telephone market research survey covering a pre-defined catchment area in and around Woking.

2. Objectives

The main objectives of the research can be summarised as:

- ◆ To establish responses to a variety of questions relating specifically to respondents shopping/leisure destinations e.g. frequency of shop, mode of travel, average spends.
- ◆ To establish responses to a range of questions seeking views on reasons for selection of shopping destinations and potential improvements to the centre.

3. Methodology

The market research survey has been conducted via a quantitative telephone survey. Research interviews were conducted with the person responsible for the majority of food and non food shopping within their household. Interviews were conducted across 6 pre-defined postal sector zones (see Appendices). Respondents were sampled by Q2a's interviewers from a randomly generated list of telephone numbers. Interviews were conducted using an approved questionnaire, (see Appendices).

1000 respondents were interviewed between Friday 18th June and Monday 28th June 2004. The sample is representative of the people who are the main household shoppers living in the catchment area and contains a mix of ages, sex and social class. The data has been weighted to reflect the age and population of the catchment area.

Appendix 1 – Zone Definitions

GU21 2	1
GU21 3	
GU21 4	
GU21 5	
GU21 6	
GU21 7	
GU21 8	
GU22 0	
GU22 7	
GU22 8	
GU22 9	
KT14 6	2
KT14 7	
KT15 3	
GU1 1	3
GU1 2	
GU2 9	
GU3 2	
GU3 3	
GU4 7	
GU23 6	
GU23 7	
GU12 5	4
GU12 6	
GU15 1	
GU15 2	
GU16 6	
GU16 7	
GU16 8	
GU16 9	
GU18 5	5
GU24 0	
GU24 8	
GU24 9	
KT15 1	6
KT15 2	
KT16 0	
KT16 9	

STRICTLY CONFIDENTIAL
Q2a Marketing & Research, Trafalgar Road, Southport, PR8 2NJ
Tel: 01704 569200 Fax: 01704 569632
FINAL

WORKING TELEPHONE SURVEY
Job No 2099/34

Name: _____

Address: _____

Postcode: _____ Tel: No. _____

Area/Zone Code

Interviewer Name _____

Interviewer Tel. Number _____ Date of Interview _____

INTRODUCTION

Good morning/afternoon/evening. I'm calling from Q2A Marketing & Research and we are conducting a short survey investigating people's shopping and leisure habits. Do you have a few minutes to answer some questions?

Q1 Are you the person responsible for the majority of the food/grocery shopping in your household?

- Yes 1 GO TO Q2
- No 2 Ask to speak to person, if not available thank and close interview

Q2 As we need to speak to people across a number of areas, could you please tell me your full postcode? Enter full post code ('/' indicates where space falls).

/

Check postcode address against quota and check that respondent is eligible for interview – if not, thank and close.

FOOD SHOPPING

Q3 Where do you normally buy your MAIN food/grocery items?

(PROMPT FOR STORE AND LOCATION, FIRST ANSWER ONLY)

Addlestone	Safeway	Station Road	1	Leatherhead	Sainsbury's	The Swan Centre	30
	Tesco	Station Road	2		Tesco	Oxshott Road	31
Aldershot	Tesco	Wellington Av	3	Sandhurst	Tesco	The Meadows	32
Bagshot	Safeway	London Road	4		Marks and Spencer	The Meadows	33
Bracknell	Sainsbury's	Princess Sq.	5	Staines	Sainsbury's	The Causeway	34
	Sainsbury's	Bagshot Road	6		Tesco	Stanwell	35
	Safeway	Peel Centre	7		Waitrose	Two Rivers RP	36
	Tesco	County Lane	8	Sunbury	Tesco	Staines Rd West	37
	Tesco	Whitton Road	9	Sunningdale	Waitrose	London Road	38
Bracknell	Waitrose	Liscombe	10	Walton on Thames	Sainsbury's	New Zealand Av	39
Camberley	Sainsbury's	Cambridge Wk	11		Safeway	Church Street	40
	Sainsbury's	Watchmoor Pk	12	West Byfleet	Tesco		41
Chertsey	Sainsbury's	White Hart Row	13		Express	Old Woking Road	42
Cobham	Sainsbury's	Bridge Way	14	Weybridge	Waitrose	Station Approach	43
	Waitrose	Between Sts	15		Weybridge/ Brooklands	Tesco	Barnes Wallace
East Molesey	Tesco	Walton Road	16		Waitrose	High Street	44
Egham	Tesco	High Street	17		Woking	Marks and Spencer	
Esher	Waitrose	High Street	18		Safeway	Goldsworth Rd	46
Farnborough	Asda	Princes Mead	19		Sainsbury's	Knaphill / Brookwood	47
	Sainsbury's	Kingsmead C	20	Sainsbury's	Wolseley Walk	48	
	Safeway	Southwood	21	Waitrose	Goldsworth Park	49	
Feltham	Tesco	High Street	22	Maybury Foodstore	Princess Rd	50	
Godalming	Sainsbury's	Woolsack Way	23	Co-op	High St Knaphill	51	
	Waitrose	Bridge Street	24	Costcutters	Dartmouth Av.	52	
Guildford	Sainsbury's	High Street	25	Atif Superstore	Walton Rd	53	
	Sainsbury's	Burpham	26	Co-op	High St Horsell	54	
	Safeway	Merrow	27	Sood Supermkt	Oriental Rd	55	
	Marks and Spencer	Town Centre	28	Budgens	Knaphill	56	
Hersham	Safeway	Hersham Centre	29	Marks and Spencer	Town Centre	57	
				Don't visit (shop via Internet / telephone)			58

Other - please note store and location

Q4 On average, how often do you visit ... store named in Q3?

CIRCLE ONE CODE ONLY, DO NOT PROMPT

Everyday	1	4 times a week	4	Once a week	7
6 times a week	2	3 times a week	5	Once every two weeks	8
5 times a week	3	Twice a week	6	Once a month	9
				Less often than once a month	10

Q5 How do you normally travel to (store named in Q3)?

CIRCLE ONE CODE ONLY, DO NOT PROMPT (RECORD MAIN MODE)

Drive self in car/van	1	Train	4	Bicycle	7
Passenger in car/van	2	Taxi	5	Motorcycle	8
Bus	3	Walk	6	Don't visit (shop via P.C. Internet or telephone)	9
Other (please note) _____					

Q6 Where do you normally buy your more frequent daily 'top up' shopping (e.g. bread, milk etc)?

(PROMPT FOR STORE AND LOCATION, FIRST ANSWER ONLY)

Addlestone	Safeway	Station Road	1	Leatherhead	Sainsbury's	The Swan Centre	30	
	Tesco	Station Road	2		Tesco	Oxshott Road	31	
Aldershot	Tesco	Wellington Av	3	Sandhurst	Tesco	The Meadows	32	
Bagshot	Safeway	London Road	4		Marks and Spencer	The Meadows	33	
Bracknell	Sainsbury's	Princess Sq.	5	Staines	Sainsbury's	The Causeway	34	
	Sainsbury's	Bagshot Road	6		Tesco	Stanwell	35	
	Safeway	Peel Centre	7		Waitrose	Two Rivers RP	36	
	Tesco	County Lane	8	Sunbury	Tesco	Staines Rd West	37	
	Tesco	Whitton Road	9	Sunningdale	Waitrose	London Road	38	
Bracknell	Waitrose	Liscombe	10	Walton on Thames	Sainsbury's	New Zealand Av	39	
Camberley	Sainsbury's	Cambridge Wk	11		Safeway	Church Street	40	
	Sainsbury's	Watchmoor Pk	12	West Byfleet	Tesco Express	Old Woking Road	41	
Chertsey	Sainsbury's	White Hart Row	13		Waitrose	Station Approach	42	
Cobham	Sainsbury's	Bridge Way	14	Weybridge	Tesco	Barnes Wallace	43	
	Waitrose	Between Sts	15	Weybridge/ Brooklands	Waitrose	High Street	44	
East Molesey	Tesco	Walton Road	16		Marks and Spencer		45	
Egham	Tesco	High Street	17	Woking	Safeway	Goldsworth Rd	46	
Esher	Waitrose	High Street	18		Sainsbury's	Knaphill / Brookwood	47	
Farnborough	Asda	Princes Mead	19		Sainsbury's	Wolseley Walk	48	
	Sainsbury's	Kingsmead C	20		Waitrose	Goldsworth Park	49	
	Safeway	Southwood	21		Maybury Foodstore	Princess Rd	50	
Feltham	Tesco	High Street	22		Co-op	High St Knaphill	51	
Godalming	Sainsbury's	Woolsack Way	23		Costcutters	Dartmouth Av.	52	
	Waitrose	Bridge Street	24		Atif Superstore	Walton Rd	53	
Guildford	Sainsbury's	High Street	25		Co-op	High St Horsell	54	
	Sainsbury's	Burpham	26		Sood Supermkt	Oriental Rd	55	
	Safeway	Merrow	27	Budgens	Knaphill	56		
	Marks and Spencer	Town Centre	28	Marks and Spencer	Town Centre	57		
Hersham	Safeway	Hersham Centre	29	Don't visit (shop via Internet / telephone)			58	
							Don't do 'top up' shopping	59

Other - please note store and location

Q7 Where did you LAST buy clothing and footwear items?

CIRCLE ONE CODE ONLY, DO NOT PROMPT

Addlestone	1	Chertsey	6	Kingston	11	Staines	16
Aldershot	2	Farnborough	7	London (West End)	12	West Byfleet	17
Basingstoke	3	Farnham	8	Portsmouth	13	Walton On Thames	18
Bracknell	4	Guildford	9	Reading	14	Internet	19
Camberley	5	Godalming	10	Southampton	15	Mail Order	20

Other, please specify _____

Q8 On average, how often do you visit ... (centre named in Q7)?

CIRCLE ONE CODE ONLY, DO NOT PROMPT

Everyday	1	4 times a week	4	Once a week	7
6 times a week	2	3 times a week	5	Once every two weeks	8
5 times a week	3	Twice a week	6	Once a month	9
				Less often than once a month	10

Q9 Approximately how much did you spend on clothing and footwear on your LAST shopping trip?

CIRCLE AND RECORD AMOUNT £ _____

£1 - £10	1	£51 - £60	6	£101 - £110	11	£150 +	16
£11 - £20	2	£61 - £70	7	£111 - £120	12	Nothing	17
£21 - £30	3	£71 - £80	8	£121 - £130	13		
£31 - £40	4	£81 - £90	9	£131 - £140	14		
£41 - £50	5	£91 - £100	10	£141 - £150	15		

Q10 Where do you normally undertake most of your Christmas / special occasion shopping?

CIRCLE ONE CODE ONLY, DO NOT PROMPT

Addlestone	1	Chertsey	6	Kingston	11	Staines	16
Aldershot	2	Farnborough	7	London (West End)	12	West Byfleet	17
Basingstoke	3	Farnham	8	Portsmouth	13	Walton On Thames	18
Bracknell	4	Guildford	9	Reading	14	Internet	19
Camberley	5	Godalming	10	Southampton	15	Mail Order	20

Other, please specify _____

**Q11 What is the MAIN reason why you visited this centre in preference to any other?
UNPROMPTED, RECORD ONE RESPONSE**

Close to home	1	Choice of clothing/fashion shops	12
Close to work	2	Choice of larger chain stores	13
Easy to get to by bus	3	Choice of department stores	14
Easy to get to by train	4	Choice of value/discount stores	15
Easy to get to by car	5	Choice of specialist shops	16
Pedestrianised streets	6	Choice of street/covered markets	17
Easy to find parking	7	Covered shopping centre/s	18
Easy to park near shops	8	Choice of places to eat/drink	19
Free/cheap parking	9	Safe/secure centre	20
High quality shops	10	Don't know	21
Nice shopping environment	11	Nothing in particular	22

Other, 'named retailers' please note _____

Other, please note _____

Q12 Where did you LAST go to buy Furniture/Carpets?

Q13 Where did you LAST go to buy Large Electrical Goods (e.g. fridge, freezers) etc?

Q14 Where did you LAST go to buy Small Electrical Goods (e.g. TV, hi-fi, video, DVD) etc?

Q15 Where did you LAST go to buy bulky DIY goods?

RECORD ONE ANSWER for each question		Q12	Q13	Q14	Q15		
Byfleet	B & Q unit	Royston Rd	1	1	1	1	
	Halfords	Wey RP	2	2	2	2	
	MFI	Wey RP	3	3	3	3	
	Powerhouse	Wey RP	4	4	4	4	
Camberley	Interludes	The Meadows	5	5	5	5	
	Marks and Spencer	The Meadows	6	6	6	6	
Croydon	Ikea	Purley way	7	7	7	7	
Epsom	Halfords	Kiln Lane	8	8	8	8	
	Homebase	Kiln Lane	9	9	9	9	
	Focus DIY	Peel Centre	10	10	10	10	
Farnborough	Homebase	Invincible Rd	11	11	11	11	
	Focus DIY	Solartron Rd	12	12	12	12	
	B&Q Warehouse		13	13	13	13	
	Carpetright	Farnborough Gate RP	14	14	14	14	
	Comet	Farnborough Gate RP	15	15	15	15	
	Courts	Farnborough Gate RP	16	16	16	16	
	Currys	Farnborough Gate RP	17	17	17	17	
	Halfords	Farnborough Gate RP	18	18	18	18	
	Homestyle	Farnborough Gate RP	19	19	19	19	
	Harveys	Farnborough Gate RP	20	20	20	20	
	Wickes	Solartron Road	21	21	21	21	
	Feltham	Focus DIY	Air Park Way,	22	22	22	22
	Godalming	Homebase		23	23	23	23
Guildford	Allied Carpets	Ladymead RP	24	24	24	24	
	Carpetright	Ladymead RP	25	25	25	25	
	Furniture Village	Ladymead RP	26	26	26	26	
	Halfords	Ladymead RP	27	27	27	27	
Guildford	Homebase	Ladymead RP	28	28	28	28	
	ScS	Ladymead RP	29	29	29	29	
	B&Q	Woodbridge Rd	30	30	30	30	
	Comet	Woodbridge Rd	31	31	31	31	
	Currys	Woodbridge Rd	32	32	32	32	
	PC World	Woodbridge Rd	33	33	33	33	
	Homebase	Woodbridge Rd	34	34	34	34	
Leatherhead	Homebase	Woodbridge Corner	35	35	35	35	
Staines	Magnet	Magnet unit	36	36	36	36	
	Allied Carpets	Two Rivers RP	37	37	37	37	
	Carpetright	Two Rivers RP	38	38	38	38	
	Currys	Two Rivers RP	39	39	39	39	
	Electronics Boutique	Two Rivers RP	40	40	40	40	
	Furniture Village	Two Rivers RP	41	41	41	41	
	Sony Centre	Two Rivers RP	42	42	42	42	
Walton-on-Thames	B&Q	New Zealand Avenue	43	43	43	43	
Weybridge	Magnet	Monument Hill	44	44	44	44	
	Argos	Paddocks RP	45	45	45	45	
	Currys	Paddocks RP	46	46	46	46	
Woking / Brookwood	Homebase	Brookwood	47	47	47	47	
Woking	Carpetright	Lion RP	48	48	48	48	
	Currys	Lion RP	49	49	49	49	
	Focus DIY	Lion RP	50	50	50	50	
	Halfords	Lion RP	51	51	51	51	
	Harveys	Lion RP	52	52	52	52	

Other please specify store and location

Q12 _____ Q13 _____
 Q14 _____ Q15 _____

Q16 What MAIN improvement to Woking would encourage you to visit more often than you currently do?

Prompt / explain different categories e.g. shops / facilities / entertainment

RECORD ONE RESPONSE ONLY

Travel/Parking		Facilities	
Better/more frequent bus service	1	More facilities for children	17
Better/new train service	2	Crèche	18
Better access by car	3	Better (more) safety/security/CCTV/police presence	19
More parking provision	4	More facilities for disabled	20
Cheaper parking	5	More toilets	21
Free parking	6	More seating/benches	22
Better links from car parks to Centre	7	Entertainment	
More/better signage around Centre	8	More cafes	23
Shops		More restaurants	24
More (larger) covered shopping centres/malls	9	More bars/night-clubs	25
Improved market	10	More cash machines	26
More clothes & fashion shops	11	More promotions/events	27
More quality/designer shops	12	More / Better Cinemas	28
More dept. stores/larger stores	13	More / Better Health Clubs / Gyms	29
More discount stores/cheaper goods	14	Environment	
Fewer empty shops/vacancies	15	Nicer shopping environment	30
More independent shops	16	More pedestrianised streets	31
NOTHING	33	DON'T KNOW	32

Other named retailer (e.g. Next) please note _____
 Other named store type (e.g. shoes) _____
 Other please note _____

Q17 Where do you or members of your household most often go for an evening out, e.g. to eat and drink?

CIRCLE ONE CODE ONLY, DO NOT PROMPT

Woking Town Centre	1	Chertsey	6	Chobham	11	Farnham	16
Woking Other	2	Fleet	7	Camberley	12	London West End	17
Byfleet	3	Guildford	8	Frimley	13	Locally	18
West Byfleet	4	Reading	9	Farnborough	14	Don't Go	19
Addlestone	5	Kingston	10	Aldershot	15	Country Pub	20

Other, please specify _____

Q18 Where did you or members of your household last go to the cinema?

CIRCLE ONE CODE ONLY, DO NOT PROMPT

UCI Bracknell	1	Odeon, Esher	5
Robins Cinema Camberley	2	Odeon, Aldershot	6
Screen, Walton on Thames	3	Ambassadors Woking	7
Odeon, Guildford	4	London West End	8
		Don't go	9

Other, please specify _____

Q19 Where did you or members of your household last go to the health club / leisure centre / gym?

CIRCLE ONE CODE ONLY, DO NOT PROMPT

Horizones Health and Fitness	1	Dragons, Merrow, Guildford	11
LA Fitness Woking	2	Elmbridge leisure Centre, Walton on Thames	12
Winston Churchill Sports Centre Woking	3	Miss Fitness, Walton on Thames	13
Peak Fitness Woking	4	St Georges Hill tennis Club, Weybridge	14
Fil's Gym, Woking	5	Holmes Place, Farnborough	15
Cannons Woking	6	Farnborough Recreation Centre	16
Big Apple Leisure Centre	7	Lifestyles, Farnborough	17
Activzone Guildford	8	Woking Leisure centre	18
Bridges Guildford	9	David Lloyd Woking	19
Spectrum Guildford	10	Don't Go	20

Other, please specify _____

Q20 How often do you visit.....(READ OUT)

- a – The Ambassadors Cinema in Woking**
- b – The New Victoria / Rhoda Mcgraw Theatre, Woking**
- c – The Big Apple Leisure Centre, Woking**

CIRCLE ONE CODE ONLY FOR EACH, DO NOT PROMPT

	Q20 a	Q20 b	Q20 c
Once a week or More	1	1	1
Every two weeks	2	2	2
Once a month	3	3	3
Every two months	4	4	4
Twice a year	5	5	5
Once a year	6	6	6
Never	7	7	7

Other, please specify _____

CLASSIFICATION DETAILS

So that we can put your answers into context, and to make sure we are speaking to a representative cross section of people, I would like to ask you a few questions for classification purposes. The questions are for survey control only; your responses will never be revealed in connection with your name address.

Q21 How many cars are there in your household?

One	1	Two	2	Three	3	Four or more	4	None	5
-----	---	-----	---	-------	---	--------------	---	------	---

Q22 Which of the following age ranges do you fall in?

16 - 24	1	35 - 44	3	55 - 64	5
25 - 34	2	45 - 54	4	65 +	6

Q23 Sex, code as appropriate: Male 1 Female 2

Q24 What is the occupation of the 'CHIEF INCOME EARNER' in your household?

NOTE -not necessarily the same person as the Interviewee

(If retired ask for previous occupation)

Write in _____

Q25 Now assess social grade

A	1	C1	3	D	5	E2 Unemployed	7
B	2	C2	4	E1 Retired/State	6	Refused	8

CLOSE INTERVIEW - THANK RESPONDENT

INTERVIEWER'S DECLARATION

I declare that this interview was conducted in accordance with your instructions and within the code of conduct of the Market Research Society.

Interviewer Name _____ Date _____

Sampling Reliability

All survey samples vary slightly in their accuracy of representation of the population from which the sample is taken. Therefore, if we are to gauge the extent to which the survey represents the populations' view, it is necessary to calculate the standard error (s.e.) of the sample taken from the population in order to assess the precision of any derived statistics.

Percentages

The standard error on %'s, is calculated on the % response. The further away from 50% the figure is the lower the standard error.

The figure is calculated using the following formula: -

$$\text{s.e. (\%)} = \sqrt{\frac{p\% \times q\%}{n}} \quad \text{where } \begin{array}{l} p = \% \text{ sample value} \\ q = (100\% - p\%) \\ n = \text{sample size} \end{array}$$

Confidence Intervals

Using these s.e. calculations, these can then be applied to calculate confidence intervals to determine the precision of the arithmetic mean or percentage from the sample selected.

With 95% confidence limit, the mean or % will fall within the following intervals:

$$\pm 1.96 \times \text{s.e.}$$

e.g. Telephone survey, sample 1000

1. % of shoppers who stop for a drink or snack = 59%

$$\text{s.e. (\%)} = \sqrt{\frac{p\% \times q\%}{n}} = 1.56$$

$$\text{Confidence intervals} = \pm 1.96 \times 1.56 = \pm 3.06$$

i.e. we can be 95% confident that the 59% of respondents in the survey sample who stop for a drink represent between 55.9% and 62.1% of the entire population of the catchment area during the period of the survey.

CONFIDENCE LIMITS (Using a 95% Confidence Limit)

Sample Size	2% or 98%	5% or 95%	8% or 92%	10% or 90%	15% or 85%	25% or 75%	30% or 70%	35% or 65%	40% or 60%	45% or 55%	50%
400	1.37	2.14	2.66	2.94	3.50	4.24	4.49	4.67	4.80	4.88	4.90
500	1.23	1.91	2.38	2.63	3.13	3.80	4.02	4.18	4.29	4.36	4.38
1500	0.71	1.10	1.37	1.52	1.81	2.19	2.32	2.41	2.48	2.52	2.53

Use the top lines of the table to identify the percent affirmative replies and trace down the column to the figure that is in the row of the sample size that the percentile is taken. You can be "reasonably sure" (i.e. 95% certain) of the accuracy within plus or minus of that figure.

For example, with a sample of 1500 and a percent affirmation of 10%, you may be "reasonably sure" that the actual (population) figure would fall within plus or minus 1.5 points of 10% - i.e. between 8.5% to 11.5%

Q1. Main food shopper by C1 - Area / Zone weighting wt1 (v1)

Text.: Q1. Are you the person responsible for the majority of the food/grocery shopping in your household?

Absolute Break % Respondents	Weighted base	C1 - Area / Zone					
		1	2	3	4	5	6
Weighted base	1000	279	82	221	208	99	110
Q1. Main food shopper							
Yes	1000	279	82	221	208	99	110
	100.0%	100.0%	100.0%	100.0%	100.0%	100.0%	100.0%

Q3. Where buy main food/grocery items? by C1 - Area / Zone weighting wt1 (v1)

Text.: Q3. Where do you normally buy your main food/grocery items?

Absolute Break % Respondents	Weighted base	C1 - Area / Zone					
		1	2	3	4	5	6
Weighted base	1000	279	82	221	208	99	110
Missing							
No reply	1 0.1%	-	-	1 0.3%	-	-	-
Q3. Where buy main food/grocery items?							
Addlestone, Safeway, Station Road	4 0.4%	-	1 1.2%	-	-	-	3 2.7%
Addlestone, Tesco, Station Road	48 4.8%	1 0.3%	9 10.9%	2 1.0%	-	3 2.9%	34 30.5%
Addlestone, Waitrose	1 0.1%	-	-	-	-	-	1 0.7%
Aldershot, Tesco, Wellington Avenue	12 1.2%	2 0.6%	0 0.3%	2 0.7%	8 4.0%	-	-
Aldershot, Somerfield	3 0.3%	-	-	-	3 1.3%	-	-
Aldershot, Iceland	1 0.1%	-	-	1 0.5%	-	-	-
Bagshot, Safeway, London Road	1 0.1%	1 0.3%	-	-	-	-	-
Bagshot, Somerfield	1 0.1%	-	-	-	-	1 1.0%	-
Bracknell, Sainsburys, Princess Sq	1 0.1%	-	-	-	-	1 0.5%	-
Bracknell, Sainsburys, Bagshot Road	1 0.1%	-	-	-	-	-	1 1.0%
Bracknell, Safeway, Peel Centre	6 0.6%	-	-	-	-	1 1.5%	4 3.9%
Bracknell, Tesco, County Lane	2 0.2%	-	-	-	-	1 0.8%	1 1.0%
Bracknell, Tesco, Whitton Road	1 0.1%	-	-	-	-	1 0.7%	-
Bracknell, Waitrose, Liscombe	1 0.1%	-	-	-	-	-	1 1.0%
Brookwood, Sainsburys	10 1.0%	0 0.2%	-	6 2.9%	1 0.7%	1 0.9%	1 0.7%
Brooklands, Tesco	14 1.4%	10 3.4%	2 2.1%	1 0.3%	-	-	2 1.7%
Camberley, Sainsburys, Cambridge Wk	20 2.1%	-	-	-	19 9.3%	1 1.1%	-
Camberley, Sainsburys, Watchmoor Pk	54 5.4%	1 0.2%	-	-	51 24.6%	2 1.9%	-
Camberley, Tesco	7 0.7%	-	-	-	4 2.0%	3 3.0%	-
Camberley, Local shops	8 0.8%	-	-	-	7 3.5%	-	1 0.7%

Q3. Where buy main food/grocery items? by C1 - Area / Zone weighting wt1 (v1)

Text.: Q3. Where do you normally buy your main food/grocery items?

Absolute Break % Respondents	Weighted base	C1 - Area / Zone					
		1	2	3	4	5	6
Weighted base	1000	279	82	221	208	99	110
Chertsey, Sainsburys, White Hart Row	19 1.9%	-	-	-	-	1 1.1%	18 16.5%
Cobham, Sainsburys, Bridge Way	18 1.8%	-	0 0.4%	12 5.2%	4 2.0%	1 1.0%	1 0.9%
Cobham, Waitrose, Between Sts	7 0.7%	-	1 1.0%	1 0.6%	3 1.3%	-	2 1.9%
Cobham, Local shops	2 0.2%	-	-	-	-	2 2.2%	-
East Molesey, Tesco, Walton Road	2 0.2%	-	-	-	2 0.8%	-	-
Egham, Tesco, High Street	3 0.3%	-	-	-	2 0.7%	-	1 1.2%
Egerton, Tesco	1 0.1%	-	-	1 0.3%	-	-	-
Farnborough, Asda, Princes Mead	56 5.6%	5 1.9%	6 7.6%	-	29 13.8%	-	16 14.1%
Farnborough, Sainsburys, Kingsmead C	29 2.9%	-	-	5 2.1%	19 9.3%	4 3.6%	1 0.9%
Farnborough, Lidl	1 0.1%	-	-	1 0.3%	-	-	-
Feltham, Tesco, High Street	3 0.3%	-	-	-	3 1.3%	-	-
Frimley, Local shops	27 2.7%	-	-	-	27 12.8%	-	-
Guildford, Sainsburys, High Street	4 0.4%	-	-	4 2.0%	-	-	-
Guildford, Sainsburys, Burpham	80 8.0%	1 0.2%	-	76 34.1%	-	1 0.7%	3 3.1%
Guildford, Safeway, Merrow	22 2.2%	1 0.4%	1 1.0%	19 8.5%	-	-	1 1.2%
Guildford, Marks and Spencer, Town Centre	3 0.3%	-	1 1.0%	2 0.8%	-	-	-
Guilford, Tesco	60 6.0%	8 2.9%	-	52 23.7%	-	-	-
Guilford, Local shops	5 0.5%	-	-	4 2.0%	-	-	1 0.9%
Hammersmith, Tesco	0 0.0%	-	-	-	-	0 0.4%	-
Hersham, Safeway, Hersham Centre	2 0.2%	1 0.2%	-	1 0.4%	-	1 0.5%	-
Leatherhead, Sainsburys, The Swan Centre	7 0.7%	3 0.9%	4 5.0%	1 0.3%	-	-	-
Leatherhead, Tesco, Oxshott Road	1 0.1%	-	1 0.9%	-	-	-	-

Q3. Where buy main food/grocery items? by C1 - Area / Zone weighting wt1 (v1)

Text.: Q3. Where do you normally buy your main food/grocery items?

Absolute Break % Respondents	Weighted base	C1 - Area / Zone					
		1	2	3	4	5	6
Weighted base	1000	279	82	221	208	99	110
Lightwater, Budgens	2 0.2%	-	-	-	-	2 1.7%	-
Newhall, Co-op	8 0.8%	-	1 0.8%	5 2.3%	-	2 2.3%	-
Normandy, Budgens	1 0.1%	-	-	1 0.3%	-	-	-
Sandhurst, Tesco, The Meadows	21 2.1%	-	1 0.6%	-	18 8.8%	2 2.2%	-
Sandhurst, Marks and Spencer, The Meadows	1 0.1%	-	-	-	-	1 0.7%	-
Staines, Sainsburys, The Causeway	7 0.7%	-	1 1.5%	-	-	-	5 4.8%
Staines, Tesco, Stanwell	5 0.5%	-	2 1.9%	-	-	-	4 3.5%
Staines, Waitrose, Two Rivers RP	1 0.1%	0 0.2%	-	-	-	1 0.7%	-
Sunningdale, Waitrose, London Road	4 0.4%	-	-	-	-	4 4.0%	-
Surrey, Waitrose	0 0.0%	-	0 0.3%	-	-	-	-
Walton on Thames, Sainsburys, New Zealand Ave	0 0.0%	-	-	-	-	0 0.5%	-
Walton on Thames, Safeway, Church Street	3 0.3%	-	-	-	-	-	3 3.0%
West Byfleet, Tesco Express, Old Woking Road	5 0.5%	2 0.6%	2 2.3%	2 0.8%	-	-	-
West Byfleet, Waitrose, Station Approach	19 1.9%	10 3.6%	8 9.5%	2 0.7%	-	-	-
West Byfleet, Safeway	5 0.5%	-	5 5.8%	-	-	-	-
West Byfleet, Sainsburys	1 0.1%	-	1 0.6%	-	-	-	-
Weybridge, Tesco, Barnes Wallace	25 2.5%	5 1.9%	17 21.1%	-	-	-	2 2.1%
Weybridge/Brooklands, Waitrose, High Street	6 0.6%	3 1.3%	2 3.0%	-	-	0 0.4%	-
Weybridge/Brooklands, Marks and Spencer	4 0.4%	1 0.4%	2 2.4%	1 0.4%	-	-	-
Woking, Safeway, Goldsworth Road	50 5.0%	38 13.6%	4 4.6%	6 2.8%	-	3 2.6%	-
Woking, Sainsburys, Knaphill/Brookwood	93 9.3%	67 23.9%	7 8.7%	3 1.3%	-	17 16.8%	-
Woking, Sainsburys, Wolseley Walk	75 7.6%	43 15.3%	1 1.0%	1 0.7%	3 1.3%	27 27.1%	1 0.9%

Q3. Where buy main food/grocery items? by C1 - Area / Zone weighting wt1 (v1)

Text.: Q3. Where do you normally buy your main food/grocery items?

Absolute Break % Respondents	Weighted base	C1 - Area / Zone					
		1	2	3	4	5	6
Weighted base	1000	279	82	221	208	99	110
Woking, Waitrose, Goldsworth Park	57 5.7%	51 18.2%	1 1.6%	-	-	5 5.3%	-
Woking, Maybury Foodstore, Princess Road	13 1.3%	5 1.7%	-	1 0.4%	-	8 7.9%	-
Woking, Co-Op, High Street, Knaphill	2 0.2%	1 0.4%	1 1.2%	-	-	0 0.4%	-
Woking, Costcutters, Dartmouth Ave	0 0.0%	0 0.2%	-	-	-	-	-
Woking, Atif Superstore, Walton Road	5 0.5%	3 1.1%	1 1.2%	-	-	-	1 1.2%
Woking, Co-Op, High Street, Horsell	3 0.3%	2 0.6%	-	-	-	1 1.1%	-
Woking, Budgens, Knaphill	0 0.0%	-	-	-	-	0 0.5%	-
Woking, Marks and Spencer, Town Centre	3 0.3%	1 0.5%	-	1 0.3%	-	1 0.8%	-
Woking, Shaws	2 0.2%	2 0.8%	-	-	-	-	-
Woking, Local shops	11 1.1%	5 1.9%	-	6 2.6%	-	-	-
Don't visit (shop via Internet/telephone)	17 1.7%	7 2.4%	0 0.4%	3 1.4%	5 2.5%	1 1.4%	-

Q4. How often do you visit main food store? by C1 - Area / Zone weighting wt1 (v1)

Text.: Q4. On average, how often do you visitstore named in Q3?

Absolute Break % Respondents	Weighted base	C1 - Area / Zone					
		1	2	3	4	5	6
Weighted base	1000	279	82	221	208	99	110
Missing							
No reply	7 0.7%	2 0.7%	-	2 1.0%	3 1.3%	-	-
Q4. How often do you visit main food store?							
Everyday	17 1.7%	6 2.1%	2 3.0%	-	6 2.7%	1 1.3%	2 1.8%
6 times a week	1 0.1%	-	1 0.6%	-	-	-	-
5 times a week	11 1.1%	0 0.2%	2 2.2%	2 0.7%	-	-	7 6.3%
4 times a week	13 1.3%	4 1.3%	1 1.5%	1 0.5%	3 1.5%	2 2.0%	2 2.0%
3 times a week	94 9.4%	21 7.5%	8 10.0%	5 2.2%	39 18.5%	4 3.9%	18 16.5%
Twice a week	176 17.6%	57 20.4%	18 21.6%	31 14.2%	25 12.0%	16 16.5%	29 26.2%
Once a week	578 57.8%	161 57.8%	48 58.5%	154 69.5%	102 48.7%	62 62.8%	51 46.3%
Once every two weeks	69 6.9%	21 7.6%	2 2.2%	21 9.4%	16 7.5%	8 8.5%	1 0.9%
Once a month	33 3.3%	6 2.2%	-	6 2.6%	16 7.7%	5 5.1%	-
Less often than once a month	1 0.1%	1 0.3%	0 0.4%	-	-	-	-

Q5. How travel to main food store? by C1 - Area / Zone weighting wt1 (v1)

Text.: Q5. How do you normally travel to..... (store named in Q3)?

Absolute Break % Respondents	Weighted base	C1 - Area / Zone					
		1	2	3	4	5	6
Weighted base	1000	279	82	221	208	99	110
Missing							
No reply	1 0.1%	-	-	-	-	1 1.0%	-
Q5. How travel to main food store?							
Drive self in car/van	694 69.4%	191 68.3%	50 60.8%	177 80.1%	132 63.5%	66 67.2%	77 70.2%
Passenger in car/van	158 15.8%	40 14.4%	20 24.9%	25 11.4%	39 18.5%	17 17.0%	17 15.3%
Bus	28 2.8%	10 3.6%	1 1.5%	8 3.5%	-	5 5.0%	4 3.3%
Train	1 0.1%	-	-	-	-	-	1 0.7%
Taxi	3 0.3%	0 0.2%	-	-	3 1.5%	-	-
Walk	84 8.4%	29 10.4%	9 11.0%	3 1.2%	27 13.2%	5 4.7%	12 10.6%
Bicycle	2 0.2%	2 0.6%	1 0.6%	-	-	-	-
Don't visit (shop via PC Internet or telephone)	28 2.8%	7 2.5%	1 1.2%	8 3.7%	7 3.3%	5 5.1%	-

Q6. Where buy top up food? by C1 - Area / Zone weighting wt1 (v1)

Text.: Q6. Where do you normally buy your more frequent daily 'top up' shopping (e.g. bread, milk etc)?

Absolute Break % Respondents	Weighted base	C1 - Area / Zone					
		1	2	3	4	5	6
Weighted base	1000	279	82	221	208	99	110
Q6. Where buy top up food?							
Addlestone, Safeway, Station Road	3 0.3%	-	1 1.7%	-	-	-	1 1.2%
Addlestone, Tesco, Station Road	27 2.7%	-	3 3.6%	-	-	-	24 22.2%
Addlestone, Iceland	1 0.1%	-	-	-	-	-	1 1.0%
Addlestone, Waitrose	1 0.1%	-	-	-	-	-	1 0.7%
Aldershot, Tesco, Wellington Ave	0 0.0%	-	0 0.4%	-	-	-	-
Aldershot, Somerfield	3 0.3%	-	-	-	3 1.3%	-	-
Aldershot, Local shops	3 0.3%	-	-	3 1.3%	-	-	-
Bagshot, Safeway, London Road	1 0.1%	-	-	-	1 0.7%	-	-
Bagshot, Somerfield	0 0.0%	-	-	-	-	0 0.5%	-
Bracknell, Sainsburys, Princess Sq	2 0.2%	-	1 1.0%	-	-	-	1 1.2%
Bracknell, Sainsburys, Bagshot Road	0 0.0%	-	-	-	-	0 0.5%	-
Bracknell, Tesco, County Lane	1 0.1%	-	-	-	-	-	1 1.0%
Bracknell, Tesco, Whitton Road	1 0.1%	-	-	-	-	-	1 1.0%
Camberley, Sainsburys, Cambridge Wk	38 3.8%	-	0 0.4%	-	36 17.4%	1 1.1%	-
Camberley, Sainsburys, Watchmoor Pk	18 1.8%	-	-	-	18 8.6%	-	-
Camberley, Tesco	3 0.3%	-	-	-	3 1.3%	-	-
Camberley, Local shops	11 1.1%	-	-	-	11 5.4%	-	-
Chertsey, Sainsburys, White Hart Row	28 2.8%	-	-	-	3 1.3%	-	25 22.6%
Cobham, Sainsburys, Bridge Way	11 1.1%	-	-	8 3.5%	-	3 3.0%	-
Cobham, Waitrose, Between Sts	3 0.3%	-	-	3 1.5%	-	-	-
Cobham, Local shops	3 0.3%	-	-	-	-	3 2.7%	-

Q6. Where buy top up food? by C1 - Area / Zone weighting wt1 (v1)

Text.: Q6. Where do you normally buy your more frequent daily 'top up' shopping (e.g. bread, milk etc)?

Absolute Break % Respondents	Weighted base	C1 - Area / Zone					
		1	2	3	4	5	6
Weighted base	1000	279	82	221	208	99	110
Egham, Tesco, High Street	3 0.3%	-	-	-	2 0.7%	-	1 0.9%
Farnborough, Asda, Princes Mead	4 0.4%	-	-	1 0.5%	3 1.5%	-	-
Farnborough, Safeway, Southwood	4 0.4%	-	-	-	4 2.0%	-	-
Foxgrove, Lidl	1 0.1%	-	-	1 0.3%	-	-	-
Frimley, Local shops	33 3.3%	-	-	-	33 15.7%	-	-
Guildford, Sainsburys, High Street	4 0.4%	-	-	2 1.1%	-	1 0.7%	1 0.7%
Guildford, Sainsburys, Burpham	24 2.4%	3 1.0%	-	19 8.4%	-	-	3 2.4%
Guildford, Safeway, Merrow	23 2.3%	5 1.9%	-	7 3.2%	-	-	11 9.5%
Guildford, Marks and Spencer, Town Centre	8 0.8%	-	-	8 3.7%	-	-	-
Guildford, Tesco	15 1.5%	-	-	14 6.1%	-	-	1 1.2%
Guildford, Local shops	15 1.5%	-	-	14 6.2%	-	-	1 0.9%
Leatherhead, Sainsburys, The Swan Centre	2 0.2%	-	2 2.3%	-	-	-	-
Lightwater, Budgens	15 1.5%	-	-	-	-	15 15.2%	-
Merrow, Gateway	7 0.7%	-	-	7 3.0%	-	-	-
Newhall, Co-op	2 0.2%	1 0.3%	1 1.4%	-	-	-	-
Sandhurst, Tesco, The Meadows	3 0.3%	-	-	-	3 1.3%	0 0.5%	-
Sandhurst, Marks and Spencer, The Meadows	2 0.2%	-	-	-	2 0.8%	-	-
Staines, Sainsburys, The Causeway	0 0.0%	-	0 0.6%	-	-	-	-
Sunningdale, Waitrose, London Road	1 0.1%	-	-	-	-	1 1.2%	-
West Byfleet, Tesco Express, Old Woking Road	14 1.4%	5 1.7%	10 11.8%	-	-	-	-
West Byfleet, Waitrose, Station Approach	20 2.0%	3 1.1%	16 19.3%	1 0.5%	-	-	-
West Byfleet, Local shops	6 0.6%	-	5 6.7%	1 0.5%	-	-	-

Q6. Where buy top up food? by C1 - Area / Zone weighting wt1 (v1)

Text.: Q6. Where do you normally buy your more frequent daily 'top up' shopping (e.g. bread, milk etc)?

Absolute Break % Respondents	Weighted base	C1 - Area / Zone					
		1	2	3	4	5	6
Weighted base	1000	279	82	221	208	99	110
Weybridge, Tesco, Barnes Wallace	5 0.5%	3 1.0%	2 2.5%	-	-	-	-
Weybridge/Brooklands, Waitrose, High Street	7 0.7%	6 2.1%	2 2.0%	-	-	-	-
Weybridge/Brooklands, Marks and Spencer	5 0.5%	3 1.2%	1 1.6%	-	-	-	-
Woking, Safeway, Goldsworth Road	37 3.7%	31 11.3%	1 1.6%	2 0.7%	-	3 3.2%	-
Woking, Sainsburys, Knaphill/Brookwood	42 4.2%	24 8.5%	1 1.3%	-	-	17 16.9%	-
Woking, Sainsburys, Wolseley Walk	24 2.4%	20 7.0%	1 1.0%	1 0.4%	-	2 2.3%	-
Woking, Waitrose, Goldsworth Park	34 3.4%	31 11.1%	-	-	-	3 3.0%	-
Woking, Co-Op, High Street, Knaphill	5 0.5%	4 1.5%	-	-	-	1 0.7%	-
Woking, Costcutters, Dartmouth Ave	2 0.2%	2 0.6%	-	-	-	1 0.5%	-
Woking, Atif Superstore, Walton Road	3 0.3%	3 1.0%	-	-	-	-	-
Woking, Co-Op, High Street, Horsell	4 0.4%	3 1.1%	-	-	-	1 0.5%	-
Woking, Sood Supermarket, Oriental Road	3 0.3%	3 1.0%	-	-	-	-	-
Woking, Budgens, Knaphill	4 0.4%	4 1.4%	-	-	-	-	-
Woking, Marks and Spencer, Town Centre	6 0.6%	6 2.0%	-	1 0.3%	-	-	-
Woking, Local shops	7 0.7%	6 2.1%	-	1 0.3%	-	1 0.5%	-
Local shops	56 5.6%	10 3.6%	1 1.0%	24 11.0%	10 5.0%	10 10.3%	-
Don't visit (shop via Internet/telephone)	7 0.7%	1 0.5%	0 0.4%	5 2.1%	-	-	-
Don't do 'top up' shopping	386 38.6%	103 36.9%	32 39.4%	100 45.4%	77 37.1%	36 36.9%	37 33.5%

Q7. Where buy clothing/footwear items? by C1 - Area / Zone weighting wt1 (v1)

Text... Q7. Where did you last buy clothing and footwear items?

Absolute Break % Respondents	Weighted base	C1 - Area / Zone					
		1	2	3	4	5	6
Weighted base	1000	279	82	221	208	99	110
Missing							
No reply	4 0.4%	1 0.2%	1 0.6%	1 0.3%	-	3 2.6%	-
Q7. Where buy clothing/footwear items?							
Addlestone	7 0.7%	1 0.2%	2 2.8%	2 0.8%	-	-	2 1.9%
Aldershot	25 2.5%	1 0.4%	1 0.8%	2 1.1%	19 9.1%	2 1.7%	-
Basingstoke	10 1.0%	3 1.0%	-	-	4 2.0%	3 2.7%	-
Bracknell	8 0.8%	-	-	-	-	-	8 7.5%
Brooklands	4 0.4%	2 0.6%	1 1.1%	1 0.7%	-	-	-
Byfleet	2 0.2%	1 0.4%	-	1 0.5%	-	-	-
Camberley	127 12.7%	2 0.8%	1 0.6%	3 1.5%	100 48.0%	20 20.6%	1 0.7%
Charity Shops	1 0.1%	1 0.2%	-	-	-	-	-
Chertsey	16 1.6%	11 3.8%	1 1.2%	-	-	-	4 3.7%
Cobham	2 0.2%	-	-	-	-	2 2.5%	-
Cornwall	1 0.1%	-	-	-	1 0.7%	-	-
Crowthorne	0 0.0%	-	-	-	-	0 0.4%	-
Croydon	1 0.1%	-	-	-	-	0 0.5%	1 0.7%
Dover	1 0.1%	1 0.2%	-	-	-	-	-
Farnborough	38 3.8%	2 0.7%	4 4.6%	-	24 11.5%	5 5.5%	3 2.7%
Farnham	10 1.0%	2 0.9%	1 1.0%	1 0.5%	3 1.5%	1 0.7%	2 1.9%
Frimley	5 0.5%	-	-	-	5 2.2%	-	-
Godalming	9 0.9%	8 2.7%	1 1.5%	-	-	-	-
Gravesend	1 0.1%	-	-	1 0.3%	-	-	-
Guildford	310 31.0%	65 23.4%	14 17.0%	161 72.6%	28 13.2%	12 12.4%	30 27.6%
Internet	3 0.3%	-	-	3 1.2%	-	0 0.5%	-
It varies	1 0.1%	-	1 0.6%	-	-	1 0.8%	-

Q7. Where buy clothing/footwear items? by C1 - Area / Zone weighting wt1 (v1)

Text.: Q7. Where did you last buy clothing and footwear items?

Absolute Break % Respondents	Weighted base	C1 - Area / Zone					
		1	2	3	4	5	6
Weighted base	1000	279	82	221	208	99	110
Kingston	18 1.8%	12 4.3%	3 3.6%	1 0.3%	-	-	3 2.4%
Knaphill	0 0.0%	0 0.2%	-	-	-	-	-
Leatherhead	5 0.5%	3 1.0%	0 0.3%	-	-	2 1.7%	-
Leeds	1 0.1%	-	-	-	-	-	1 1.2%
Lightwater	1 0.1%	-	-	-	-	1 0.9%	-
London (West End)	53 5.3%	14 5.1%	5 5.7%	12 5.2%	8 4.0%	2 2.3%	12 10.5%
Mail Order	24 2.4%	5 1.9%	3 3.1%	9 4.2%	3 1.5%	3 3.0%	1 1.0%
Maybury	0 0.0%	0 0.2%	-	-	-	-	-
Norwich	1 0.1%	-	-	1 0.3%	-	-	-
Nottingham	9 0.9%	9 3.1%	1 0.6%	-	-	-	-
Portsmouth	1 0.1%	-	1 1.5%	-	-	-	-
Reading	3 0.3%	-	-	2 0.8%	-	-	1 1.0%
Sandhurst	6 0.6%	-	-	-	6 2.8%	-	-
Solihull	1 0.1%	-	-	-	-	1 0.5%	-
Southampton	3 0.3%	3 1.0%	-	-	-	-	-
Staines	31 3.1%	0 0.2%	7 8.9%	-	-	1 0.5%	23 21.0%
Walton On Thames	6 0.6%	-	1 1.5%	-	-	-	5 4.4%
West Byfleet	15 1.5%	4 1.4%	11 14.0%	-	-	-	-
Weybridge	3 0.3%	0 0.2%	-	-	-	1 0.7%	2 1.9%
Weymouth	1 0.1%	-	-	1 0.5%	-	-	-
Woking	230 23.0%	129 46.3%	23 28.8%	20 9.2%	7 3.5%	39 39.8%	11 9.9%

Q8. How often visit clothing/footwear store? by C1 - Area / Zone weighting wt1 (v1)

Text.: Q8. On average, how often do you visitcentre named in Q7?

Absolute Break % Respondents	Weighted base	C1 - Area / Zone					
		1	2	3	4	5	6
Weighted base	1000	279	82	221	208	99	110
Missing							
No reply	14 1.4%	3 1.1%	2 2.5%	6 2.9%	2 0.7%	0 0.5%	- -
Q8. How often visit clothing/footwear store?							
Everyday	50 5.0%	0 0.2%	5 5.7%	- -	9 4.5%	2 2.5%	33 30.1%
5 times a week	22 2.2%	8 2.8%	5 5.9%	5 2.2%	1 0.7%	1 0.9%	2 2.1%
4 times a week	16 1.6%	2 0.6%	0 0.4%	4 1.8%	8 3.8%	2 1.7%	1 0.9%
3 times a week	39 3.9%	7 2.6%	- -	3 1.6%	24 11.4%	1 0.5%	4 3.5%
Twice a week	72 7.2%	10 3.6%	11 13.8%	15 6.7%	19 9.0%	8 8.6%	9 8.0%
Once a week	234 23.4%	46 16.4%	18 22.4%	51 23.2%	68 32.9%	28 28.8%	22 20.1%
Once every two weeks	166 16.6%	56 20.0%	17 21.2%	44 20.1%	21 9.9%	10 10.5%	17 15.4%
Once a month	159 15.9%	64 23.1%	10 12.7%	26 11.9%	26 12.3%	17 17.7%	15 13.6%
Less often than once a month	228 22.8%	83 29.8%	13 15.3%	66 29.7%	31 14.8%	28 28.5%	7 6.3%

Q9a. Approx spend on clothing/footwear last trip? by C1 - Area / Zone showing q9a * 1.00 weighting wt1 (v1)

Text.: Q9a. Approximately how much did you spend on clothing and footwear on your last shopping trip? (quantity)

Absolute Break % Respondents	Weighted base	C1 - Area / Zone					
		1	2	3	4	5	6
Weighted base	54282.80	20213.23	3733.99	10841.16	9678.52	4448.49	5367.41
Missing							
No reply	0.00 0.0%	0.00 0.0%	0.00 0.0%	0.00 0.0%	0.00 0.0%	0.00 0.0%	0.00 0.0%
Q9a. Approx spend on clothing/footwear last trip?							
Valid	54282.80 100.0%	20213.23 100.0%	3733.99 100.0%	10841.16 100.0%	9678.52 100.0%	4448.49 100.0%	5367.41 100.0%

Q9b. Approx spend on clothing/footwear last trip? by C1 - Area / Zone weighting wt1(v1)

Text.: Q9b. Approximately how much did you spend on clothing and footwear on your last shopping trip?

Absolute Break % Respondents	Weighted base	C1 - Area / Zone					
		1	2	3	4	5	6
Weighted base	1000	279	82	221	208	99	110
Missing							
No reply	51 5.1%	20 7.2%	5 5.8%	12 5.6%	5 2.3%	9 9.3%	- -
Q9b. Approx spend on clothing/footwear last trip?							
£1 - £10	31 3.1%	5 1.7%	1 1.8%	4 1.7%	12 5.7%	7 7.2%	2 1.7%
£11 - £20	106 10.6%	16 5.6%	9 11.0%	26 11.7%	22 10.7%	11 11.2%	22 20.3%
£21 - £30	116 11.6%	21 7.7%	13 15.5%	30 13.4%	27 13.1%	12 12.3%	12 11.3%
£31 - £40	120 12.0%	30 10.7%	17 20.3%	17 7.5%	18 8.5%	22 22.7%	17 15.7%
£41 - £50	124 12.4%	28 10.2%	14 17.1%	36 16.4%	24 11.6%	13 13.0%	9 8.2%
£51 - £60	72 7.2%	27 9.6%	6 7.9%	16 7.0%	10 4.8%	4 4.3%	9 7.8%
£61 - £70	54 5.4%	18 6.3%	3 4.2%	7 3.4%	10 4.6%	5 4.7%	12 10.7%
£71 - £80	64 6.4%	33 11.9%	4 4.4%	10 4.6%	7 3.5%	3 2.8%	7 6.6%
£81 - £90	41 4.1%	10 3.5%	2 1.9%	2 1.0%	23 10.8%	2 2.3%	2 1.9%
£91 - £100	48 4.8%	20 7.0%	3 3.2%	8 3.7%	11 5.4%	4 4.5%	2 1.9%
£101 - £110	5 0.5%	- -	1 1.0%	1 0.5%	2 0.8%	- -	2 1.6%
£111 - £120	12 1.2%	7 2.4%	1 1.4%	- -	- -	1 1.1%	3 2.6%
£121 - £130	15 1.5%	5 1.9%	0 0.4%	1 0.5%	6 2.8%	0 0.5%	2 1.8%
£131 - £140	5 0.5%	4 1.3%	- -	2 0.7%	- -	- -	- -
£141 - £150	7 0.7%	3 1.0%	1 0.6%	3 1.2%	- -	1 0.7%	1 0.9%
£151 +	45 4.5%	23 8.1%	0 0.3%	14 6.3%	3 1.5%	3 2.7%	2 1.9%
Nothing	82 8.2%	11 3.8%	3 3.3%	33 14.8%	29 14.0%	1 0.8%	6 5.3%

Q10. Where buy Christmas/Occasion shopping? by C1 - Area / Zone weighting wt1(v1)

Text.: Q10. Where do you normally undertake most of your Christmas / special occasion shopping?

Absolute Break % Respondents	Weighted base	C1 - Area / Zone					
		1	2	3	4	5	6
Weighted base	1000	279	82	221	208	99	110
Missing							
No reply	3 0.3%	2 0.6%	-	1 0.5%	-	-	-
Q10. Where buy Christmas/Occasion shopping?							
Addlestone	6 0.6%	-	3 3.4%	-	2 0.8%	-	2 1.9%
Aldershot	14 1.4%	0 0.2%	2 2.0%	2 0.7%	10 4.6%	1 1.0%	-
Basingstoke	24 2.4%	5 1.9%	-	-	16 7.8%	2 2.2%	-
Bracknell	3 0.3%	-	-	-	-	1 0.5%	2 1.9%
Brooklands	1 0.1%	-	0 0.3%	1 0.3%	-	-	-
Byfleet	4 0.4%	1 0.4%	-	-	3 1.3%	-	-
Camberley	106 10.6%	13 4.6%	0 0.3%	-	76 36.2%	16 16.6%	1 0.7%
Chertsey	1 0.1%	-	-	-	-	-	1 0.7%
Devizes	1 0.1%	1 0.2%	-	-	-	-	-
Do not buy	5 0.5%	1 0.5%	1 1.0%	2 0.9%	-	1 0.9%	-
Farnborough	23 2.3%	7 2.4%	1 0.6%	2 1.1%	6 3.0%	5 5.2%	2 1.8%
Farnham	5 0.5%	3 1.0%	1 0.6%	1 0.5%	-	0 0.5%	-
Godalming	2 0.2%	-	-	2 0.8%	-	-	-
Guildford	389 38.9%	80 28.8%	21 25.2%	153 69.2%	70 33.4%	32 32.8%	33 29.6%
Internet	9 0.9%	1 0.3%	-	7 3.3%	-	1 0.9%	-
It Varies	11 1.1%	1 0.2%	4 5.5%	6 2.7%	-	0 0.4%	-
Kingston	33 3.3%	21 7.4%	3 4.0%	5 2.3%	-	-	4 3.8%
Leeds	1 0.1%	-	-	-	-	-	1 1.2%
London	5 0.5%	5 1.7%	1 0.6%	-	-	-	-
London (West End)	95 9.5%	24 8.5%	11 13.9%	16 7.4%	13 6.3%	8 8.6%	22 20.1%
Mail Order	19 1.9%	7 2.5%	1 1.2%	2 1.0%	6 3.0%	3 2.9%	-
Maybury	0 0.0%	0 0.2%	-	-	-	-	-

Q10. Where buy Christmas/Occasion shopping? by C1 - Area / Zone weighting wt1(v1)

Text.: Q10. Where do you normally undertake most of your Christmas / special occasion shopping?

Absolute Break % Respondents	Weighted base	C1 - Area / Zone					
		1	2	3	4	5	6
Weighted base	1000	279	82	221	208	99	110
Nottingham	1 0.1%	-	1 0.6%	-	-	-	-
Reading	4 0.4%	1 0.3%	-	-	-	2 2.2%	1 0.9%
Sandhurst	1 0.1%	-	-	-	1 0.7%	-	-
Staines	46 4.6%	4 1.6%	12 15.0%	-	-	1 0.5%	28 25.8%
Truro	1 0.1%	-	-	1 0.3%	-	-	-
West Byfleet	1 0.1%	-	1 1.0%	-	-	-	-
Weybridge	6 0.6%	3 1.1%	1 0.8%	-	-	-	2 1.9%
Windsor	1 0.1%	0 0.2%	-	-	-	1 1.0%	-
Woking	179 17.9%	99 35.6%	19 23.8%	20 9.0%	6 3.0%	24 23.9%	11 9.7%

Q11. Main reason why you visit this centre? by C1 - Area / Zone weighting wt1(v1)

Text.: Q11. What is the main reason why you visit this centre in preference to any other?

Absolute Break % Respondents	Weighted base	C1 - Area / Zone					
		1	2	3	4	5	6
Weighted base	1000	279	82	221	208	99	110
Missing							
No reply	13 1.3%	4 1.6%	2 1.9%	6 2.8%	-	1 0.5%	-
Q11. Main reason why you visit this centre?							
Close to home	416 41.6%	89 32.0%	29 36.1%	125 56.2%	84 40.1%	37 36.9%	52 47.4%
Close to work	56 5.6%	8 2.8%	5 6.1%	-	25 11.9%	5 5.5%	13 12.0%
Easy to get to by bus	12 1.2%	2 0.6%	1 0.6%	4 2.0%	3 1.4%	2 2.4%	-
Easy to get to by train	28 2.8%	1 0.4%	1 1.6%	-	22 10.8%	-	3 2.6%
Easy to get to by car	26 2.6%	11 3.9%	3 4.1%	4 1.8%	5 2.5%	1 1.0%	1 0.9%
Pedestrianised streets	2 0.2%	-	1 1.4%	1 0.3%	-	-	-
Easy to find parking	8 0.8%	5 1.8%	1 0.6%	1 0.4%	-	1 1.3%	-
Easy to park near shops	8 0.8%	0 0.2%	-	5 2.2%	3 1.3%	0 0.5%	-
Free/cheap parking	2 0.2%	1 0.4%	-	1 0.5%	-	-	-
High quality shops	48 4.8%	14 4.9%	4 4.5%	6 2.7%	15 7.3%	4 3.6%	6 5.7%
Nice shopping environment	81 8.1%	14 4.9%	8 9.5%	13 6.0%	18 8.5%	11 11.0%	18 16.0%
Choice of clothing/fashion shops	30 3.0%	9 3.3%	2 2.2%	5 2.1%	-	11 11.3%	3 2.8%
Choice of larger chain stores	47 4.7%	12 4.4%	4 4.3%	9 4.1%	8 4.0%	7 7.6%	6 5.8%
Choice of department stores	93 9.3%	47 16.9%	6 7.5%	21 9.4%	11 5.1%	6 6.3%	3 2.3%
Choice of value/discount stores	7 0.7%	4 1.4%	1 0.6%	-	2 0.7%	-	1 0.7%
Choice of specialist shops	24 2.4%	17 5.9%	3 3.5%	-	3 1.3%	2 1.7%	-
Covered shopping centre/s	2 0.2%	1 0.4%	-	-	-	1 0.7%	-
Choice of places to eat/drink	0 0.0%	-	0 0.3%	-	-	-	-
Safe/secure centre	0 0.0%	-	-	-	-	0 0.4%	-
Don't know	15 1.5%	10 3.4%	2 2.9%	2 0.7%	-	1 1.1%	-
Nothing in particular	41 4.1%	21 7.6%	8 9.6%	11 5.0%	-	1 0.9%	-

Q11. Main reason why you visit this centre? by C1 - Area / Zone weighting wt1(v1)

Text.: Q11. What is the main reason why you visit this centre in preference to any other?

Absolute Break % Respondents	Weighted base	C1 - Area / Zone					
		1	2	3	4	5	6
Weighted base	1000	279	82	221	208	99	110
Convenience	16 1.6%	3 1.2%	1 1.2%	3 1.3%	6 3.0%	3 3.0%	-
Visit / close to family	10 1.0%	2 0.6%	0 0.4%	3 1.3%	2 0.7%	2 2.2%	1 1.2%
I meet friends there	2 0.2%	-	-	-	-	-	2 1.4%
When I am on holiday	1 0.1%	-	1 0.6%	1 0.3%	-	-	-
Marks & Spencer	1 0.1%	1 0.4%	-	-	-	-	-
John Lewis	2 0.2%	1 0.4%	-	-	-	1 0.7%	-
Familiar with it	3 0.3%	-	-	2 0.7%	-	-	1 1.2%
As a change/somewhere different	2 0.2%	-	-	1 0.3%	-	1 1.1%	-
Debenhams	0 0.0%	-	0 0.3%	-	-	-	-
Free delivery	0 0.0%	-	-	-	-	0 0.5%	-
Alders	1 0.1%	1 0.4%	-	-	-	-	-
Toys R Us	2 0.2%	-	-	-	2 0.7%	-	-
Better choice of shops for teenagers	2 0.2%	-	-	-	2 0.8%	-	-

Q12. Where buy Furniture/Carpets? by C1 - Area / Zone weighting wt1(v1)

Text.: Q12. Where did you last go to buy Furniture/Carpets?

Absolute Break % Respondents	Weighted base	C1 - Area / Zone					
		1	2	3	4	5	6
Weighted base	1000	279	82	221	208	99	110
Missing							
No reply	6 0.6%	3 1.0%	-	1 0.5%	-	1 0.7%	2 1.9%
Q12. Where buy Furniture/Carpets?							
Addlestone, Tesco	4 0.4%	-	0 0.4%	-	-	3 3.3%	-
Addlestone, Local shops	4 0.4%	1 0.3%	1 0.6%	-	-	-	3 2.7%
Aldershot, Local shops	5 0.5%	-	-	1 0.3%	4 2.0%	-	-
Ashvale, Local shops	4 0.4%	-	-	-	3 1.3%	1 0.9%	-
Bagshot, Angles	3 0.3%	3 1.0%	-	-	-	-	-
Basingstoke, Local shops	9 0.9%	1 0.3%	-	-	7 3.3%	2 1.7%	-
Bluewater, John Lewis	2 0.2%	-	1 0.6%	2 0.7%	-	-	-
Bracknell, Local shops	0 0.0%	-	-	-	-	0 0.4%	-
Brooklands, Argos	1 0.1%	1 0.3%	-	-	-	-	-
Byfleet, B & Q Unit, Royston Road	1 0.1%	-	-	1 0.5%	-	-	-
Byfleet, MFI, Wey RP	10 1.0%	8 2.8%	1 1.7%	-	-	0 0.5%	-
Camberley, Marks & Spencer, The Meadows	10 1.0%	2 0.6%	1 1.5%	-	7 3.2%	0 0.4%	-
Camberley, Alders	11 1.1%	-	-	-	10 4.9%	1 0.9%	-
Camberley, Local shops	23 2.3%	-	-	-	20 9.7%	3 2.5%	-
Chobham, SCS	0 0.0%	-	-	-	-	0 0.4%	-
Croydon, Ikea, Purley Way	37 3.7%	17 6.2%	3 4.0%	5 2.3%	4 2.0%	4 4.2%	3 2.6%
Farnborough, B & Q Warehouse	1 0.1%	-	-	-	-	1 0.7%	-
Farnborough, Carpetright, Farnborough Gate RP	20 2.0%	2 0.6%	2 1.9%	1 0.5%	10 4.7%	3 2.6%	3 2.8%
Farnborough, Comet, Farnborough Gate RP	2 0.2%	-	-	-	2 0.7%	-	-
Farnborough, Courts, Farnborough Gate RP	22 2.2%	8 3.0%	1 1.6%	3 1.4%	5 2.5%	2 2.5%	1 0.9%

Q12. Where buy Furniture/Carpets? by C1 - Area / Zone weighting wt1(v1)

Text.: Q12. Where did you last go to buy Furniture/Carpets?

Absolute Break % Respondents	Weighted base	C1 - Area / Zone					
		1	2	3	4	5	6
Weighted base	1000	279	82	221	208	99	110
Farnborough, Homestyle, Farnborough Gate RP	20 2.0%	-	-	1 0.5%	18 8.8%	-	-
Farnborough, Local shops	9 0.9%	-	-	-	9 4.1%	-	-
Farnborough, Harveys, Farnborough Gate RP	11 1.1%	-	-	1 0.5%	7 3.3%	2 1.7%	1 0.9%
Feltham, Focus DIY, Air Park Way	1 0.1%	1 0.3%	0 0.4%	-	-	-	-
Frimley, Local shops	1 0.1%	-	-	-	1 0.7%	-	-
Guildford, Allied Carpets, Ladymead RP	57 5.7%	11 4.1%	2 2.8%	15 6.9%	23 11.1%	3 2.7%	2 1.9%
Guildford, Carpetright, Ladymead RP	28 2.8%	2 0.7%	1 1.2%	10 4.6%	2 0.8%	10 10.2%	3 2.7%
Guildford, DFS	3 0.3%	2 0.8%	-	-	-	0 0.5%	-
Guildford, Furniture Village, Ladymead RP	15 1.5%	1 0.3%	1 1.6%	6 2.9%	3 1.5%	1 1.5%	2 2.1%
Guildford, Homepage, Ladymead RP	9 0.9%	0 0.2%	0 0.3%	7 3.4%	-	-	1 0.9%
Guildford, SCS, Ladymead RP	48 4.8%	11 4.0%	9 11.5%	8 3.8%	4 2.0%	6 5.8%	9 8.3%
Guildford, B&Q, Woodbridge Road	1 0.1%	-	0 0.4%	1 0.3%	-	-	-
Guildford, Courts	2 0.2%	-	-	2 0.7%	-	-	-
Guildford, Currys, Woodbridge Road	3 0.3%	-	-	-	3 1.3%	-	-
Guildford, Debenhams	1 0.1%	-	-	1 0.4%	-	-	-
Guildford, Heales	1 0.1%	1 0.2%	-	-	-	-	-
Guildford, House of Fraser	4 0.4%	1 0.4%	0 0.3%	1 0.3%	1 0.7%	-	-
Guildford, John Lewis	1 0.1%	1 0.3%	-	-	-	-	-
Guildford, PC World, Woodbridge Road	1 0.1%	1 0.2%	-	-	-	-	-
Guildford, Homepage, Woodbridge Road	6 0.6%	-	0 0.4%	3 1.2%	2 0.8%	-	1 1.0%
Guildford, Local shops	50 5.0%	6 2.0%	3 3.3%	28 12.7%	3 1.5%	6 6.1%	4 3.9%

Q12. Where buy Furniture/Carpets? by C1 - Area / Zone weighting wt1(v1)

Text.: Q12. Where did you last go to buy Furniture/Carpets?

Absolute Break % Respondents	Weighted base	C1 - Area / Zone					
		1	2	3	4	5	6
Weighted base	1000	279	82	221	208	99	110
Kingston, John Lewis	5 0.5%	2 0.8%	0 0.4%	2 0.7%	-	-	1 0.7%
Kingston, Local shops	3 0.3%	1 0.3%	0 0.4%	1 0.3%	-	1 0.7%	-
Knaphill, Local shops	2 0.2%	1 0.4%	-	-	-	1 0.9%	-
Leatherhead, Homebase, Woodbridge Corner	1 0.1%	-	-	-	-	-	1 0.9%
Leatherhead, Local shops	2 0.2%	-	-	2 1.0%	-	-	-
Lightwater, Local shops	1 0.1%	-	-	-	-	1 0.5%	-
London, John Lewis	2 0.2%	1 0.3%	-	1 0.4%	-	-	-
London	19 1.9%	6 2.2%	1 1.3%	10 4.6%	1 0.7%	-	-
Maybury, Focus	0 0.0%	0 0.2%	-	-	-	-	-
New Malden, Courts	1 0.1%	-	1 1.0%	-	-	-	-
Poole, DFS	1 0.1%	-	-	1 0.4%	-	-	-
Purley, Ikea	5 0.5%	-	-	5 2.1%	-	0 0.4%	-
Reading, John Lewis	2 0.2%	-	-	-	1 0.7%	0 0.4%	-
Reading, Local shops	2 0.2%	1 0.4%	-	1 0.4%	-	-	-
Ripley, Local shops	2 0.2%	-	-	2 0.8%	-	-	-
Staines, Magnet, Magnet Unit	9 0.9%	0 0.2%	2 1.9%	-	-	3 2.8%	5 4.1%
Staines, Allied Carpets, Two Rivers RP	20 2.0%	3 1.0%	4 4.6%	-	3 1.5%	-	10 9.2%
Staines, Carpetsright Two Rivers RP	15 1.5%	-	3 4.1%	-	-	-	12 10.5%
Staines, Currys, Two Rivers RP	1 0.1%	-	-	-	-	1 1.0%	-
Staines, Furniture Village, Two Rivers RP	4 0.4%	-	0 0.6%	-	-	-	4 3.5%
Weybridge, Magnet, Monument Hill	7 0.7%	5 1.9%	1 0.7%	-	-	-	1 1.0%
Weybridge, Argos, Paddocks RP	3 0.3%	0 0.2%	-	-	-	-	2 2.0%
Windsor, Local shops	13 1.3%	-	5 6.1%	5 2.2%	2 0.8%	1 1.0%	-

Q12. Where buy Furniture/Carpets? by C1 - Area / Zone weighting wt1(v1)

Text.: Q12. Where did you last go to buy Furniture/Carpets?

Absolute Break % Respondents	Weighted base	C1 - Area / Zone					
		1	2	3	4	5	6
Weighted base	1000	279	82	221	208	99	110
Woking, Alders	47 4.7%	31 11.1%	3 4.3%	3 1.3%	2 0.8%	3 3.2%	5 4.4%
Woking, Argos	4 0.4%	1 0.2%	-	2 0.7%	-	2 1.7%	-
Woking/Brookwood, Homebase, Brookwood	3 0.3%	1 0.3%	2 2.6%	-	-	-	-
Woking, Carpetright, Lion RP	55 5.5%	43 15.3%	4 5.0%	3 1.5%	-	3 3.4%	2 1.6%
Woking, CMS	3 0.3%	3 0.9%	-	-	-	-	-
Woking, Currys, Lion RP	3 0.3%	-	-	-	-	3 2.5%	-
Woking, Courts	1 0.1%	-	-	1 0.4%	-	1 0.5%	-
Woking, Harveys, Lion RP	23 2.3%	19 6.6%	1 0.8%	1 0.4%	-	3 2.5%	-
Woking, Local shops	27 2.7%	17 6.2%	2 2.5%	3 1.3%	-	4 3.8%	1 0.7%
Woking, Wickes	2 0.2%	-	-	1 0.4%	-	-	1 1.2%
Don't buy	42 4.2%	15 5.3%	7 8.8%	13 6.1%	3 1.3%	4 3.6%	-
Don't know / can't remember	194 19.5%	31 11.2%	13 15.4%	64 28.8%	42 20.2%	14 14.1%	31 27.9%
Mail Order/Internet	33 3.3%	15 5.3%	2 1.9%	4 1.7%	6 3.0%	6 6.5%	-
No particular store	3 0.3%	1 0.4%	1 1.4%	-	-	1 0.8%	-
Auction Rooms	1 0.1%	-	1 1.4%	-	-	-	-
Abroad	0 0.0%	-	0 0.3%	-	-	-	-

Q13. Where buy large electrical goods? by C1 - Area / Zone weighting wt1(v1)

Text.: Q13. Where did you last go to buy large electrical goods (e.g. fridge, freezers) etc?

Absolute Break % Respondents	Weighted base	C1 - Area / Zone					
		1	2	3	4	5	6
Weighted base	1000	279	82	221	208	99	110
Missing							
No reply	6 0.6%	3 1.2%	-	1 0.5%	-	0 0.4%	1 0.9%
Q13. Where buy large electrical goods?							
Addlestone, Currys	1 0.1%	-	-	-	-	-	1 0.7%
Addlestone, Tesco	1 0.1%	-	0 0.4%	-	-	-	1 1.0%
Addlestone, Local Shops	14 1.4%	3 1.0%	3 3.8%	2 0.8%	1 0.7%	-	5 4.1%
Aldershot, Local shops	4 0.4%	-	1 0.6%	1 0.3%	3 1.3%	-	-
Basingstoke, Local shops	5 0.5%	-	-	-	5 2.5%	-	-
Bluewater, John Lewis	2 0.2%	-	-	2 0.7%	-	-	-
Brent Cross, John Lewis	1 0.1%	-	-	1 0.4%	-	0 0.4%	-
Brooklands, Argos	1 0.1%	1 0.3%	0 0.3%	-	-	-	-
Brooklands, Comet	1 0.1%	-	-	1 0.3%	-	-	-
Brooklands, Currys	2 0.2%	-	1 1.0%	-	-	-	1 0.7%
Brooklands, Local shops	2 0.2%	-	1 0.8%	1 0.4%	-	-	-
Byfleet, B & Q Unit, Royston Road	1 0.1%	-	1 0.6%	-	-	-	-
Byfleet, Comet	2 0.2%	-	1 1.5%	-	-	0 0.4%	-
Byfleet, MFI, Wey RP	3 0.3%	3 1.2%	-	-	-	-	-
Byfleet, Powerhouse, Wey RP	8 0.8%	3 1.1%	5 6.5%	-	-	-	-
Camberley, Alders	15 1.5%	-	-	-	14 6.9%	1 1.0%	-
Camberley, Comet	2 0.2%	-	-	-	2 0.7%	0 0.5%	-
Camberley, Currys	4 0.4%	-	-	-	3 1.5%	0 0.5%	-
Camberley, Marks & Spencer, The Meadows	3 0.3%	-	-	-	3 1.3%	-	-
Camberley, Local shops	16 1.6%	-	-	-	16 7.7%	-	-
Cobham, Local shops	0 0.0%	-	-	-	-	0 0.4%	-

Q13. Where buy large electrical goods? by C1 - Area / Zone weighting wt1(v1)

Text.: Q13. Where did you last go to buy large electrical goods (e.g. fridge, freezers) etc?

Absolute Break % Respondents	Weighted base	C1 - Area / Zone					
		1	2	3	4	5	6
Weighted base	1000	279	82	221	208	99	110
Croydon, Ikea, Purley Way	1 0.1%	-	-	-	-	-	1 0.9%
Epsom, Homebase, Kiln Lane	0 0.0%	0 0.2%	-	-	-	-	-
Farnborough, Focus DIY, Solartron Road	2 0.2%	-	-	-	2 0.8%	-	-
Farnborough, B & Q Warehouse	15 1.5%	-	5 6.1%	5 2.2%	5 2.3%	-	-
Farnborough, Carpetright, Farnborough Gate RP	0 0.0%	-	0 0.3%	-	-	-	-
Farnborough, Comet, Farnborough Gate RP	67 6.7%	9 3.3%	4 5.5%	6 2.9%	31 15.0%	4 4.2%	12 10.7%
Farnborough, Courts, Farnborough Gate RP	3 0.3%	-	-	-	3 1.5%	-	-
Farnborough, Currys, Farnborough Gate RP	37 3.7%	-	0 0.3%	4 1.9%	21 10.3%	10 9.7%	1 1.2%
Farnborough, Iceland	2 0.2%	-	-	1 0.3%	-	-	1 0.7%
Farnborough, Powerhouse	1 0.1%	1 0.2%	-	-	-	-	-
Farnborough, Wickes, Solartron Road	3 0.3%	-	-	-	3 1.3%	-	-
Farnborough, Locals shops	9 0.9%	-	-	-	9 4.2%	0 0.5%	-
Feltham, Focus DIY, Air Park Way	3 0.3%	-	-	-	3 1.3%	-	-
Frimley, Local shops	4 0.4%	-	-	-	3 1.3%	1 1.3%	-
Godalming, Homebase	2 0.2%	-	-	-	-	2 1.7%	-
Guildford, Homebase, Ladymead RP	2 0.2%	-	1 1.5%	1 0.4%	-	-	-
Guildford, B&Q, Woodbridge Road	14 1.4%	3 1.0%	-	5 2.4%	4 2.0%	0 0.5%	1 1.0%
Guildford, Comet, Woodbridge Road	195 19.5%	34 12.2%	13 16.3%	107 48.3%	14 6.9%	7 6.9%	19 17.3%
Guildford, Currys, Woodbridge Road	46 4.6%	6 2.1%	2 2.5%	16 7.0%	6 3.0%	14 14.1%	2 2.2%
Guildford, Dyas	2 0.2%	-	-	2 0.7%	-	-	-
Guildford, John Lewis	2 0.2%	1 0.3%	-	2 0.7%	-	-	-
Guildford, PC World, Woodbridge Road	8 0.8%	1 0.4%	-	5 2.1%	2 0.8%	-	-

Q13. Where buy large electrical goods? by C1 - Area / Zone weighting wt1(v1)

Text.: Q13. Where did you last go to buy large electrical goods (e.g. fridge, freezers) etc?

Absolute Break % Respondents	Weighted base	C1 - Area / Zone					
		1	2	3	4	5	6
Weighted base	1000	279	82	221	208	99	110
Guildford, Local shops	14 1.4%	1 0.5%	1 0.8%	6 2.7%	3 1.4%	3 2.6%	-
High Wycombe, John Lewis	1 0.1%	-	-	-	-	1 0.5%	-
Kingston, John Lewis	5 0.5%	1 0.4%	0 0.3%	2 0.7%	-	1 0.7%	2 1.4%
Kingston, Local shops	2 0.2%	1 0.4%	-	1 0.3%	-	-	-
Knaphill, Local shops	4 0.4%	3 0.9%	-	-	-	1 1.4%	-
Ladymead RP, Comet	2 0.2%	1 0.3%	-	1 0.4%	-	-	-
Leatherhead, Homebase, Woodbridge Corner	1 0.1%	-	1 1.0%	-	-	-	-
Leatherhead, Local shops	0 0.0%	-	0 0.4%	-	-	-	-
London, John Lewis	1 0.1%	1 0.3%	1 0.6%	-	-	-	-
London	5 0.5%	5 1.9%	-	-	-	-	-
Nottingham, Comet	1 0.1%	-	1 0.6%	-	-	-	-
Reading, John Lewis	0 0.0%	-	-	-	-	0 0.4%	-
Sandhurst, Tesco	2 0.2%	-	-	-	2 0.8%	-	-
Staines, Allied Carpets, Two Rivers RP	0 0.0%	-	0 0.3%	-	-	-	-
Staines, Carpetsright Two Rivers RP	2 0.2%	-	0 0.4%	-	-	-	2 1.9%
Staines, Currys, Two Rivers RP	40 4.0%	1 0.3%	7 8.7%	-	2 0.8%	1 1.3%	29 26.7%
Staines, Comet	2 0.2%	-	0 0.4%	-	-	-	1 1.2%
Staines, Electronics Boutique, Two Rivers RP	0 0.0%	-	-	-	-	0 0.5%	-
Weybridge, Argos, Paddocks RP	16 1.6%	10 3.5%	2 2.0%	-	-	-	4 3.8%
Weybridge, Currys, Paddocks RP	8 0.8%	2 0.8%	3 3.2%	1 0.4%	-	-	2 2.0%
Woking, Alders	33 3.3%	22 7.9%	1 1.0%	1 0.3%	-	4 4.3%	5 4.4%
Woking/Brookwood, Homebase, Brookwood	2 0.2%	1 0.4%	-	-	-	0 0.5%	-
Woking, Carpetright, Lion RP	1 0.1%	1 0.4%	-	-	-	-	-

Q13. Where buy large electrical goods? by C1 - Area / Zone weighting wt1(v1)

Text.: Q13. Where did you last go to buy large electrical goods (e.g. fridge, freezers) etc?

Absolute Break % Respondents	Weighted base	C1 - Area / Zone					
		1	2	3	4	5	6
Weighted base	1000	279	82	221	208	99	110
Woking, Currys, Lion RP	116 11.6%	74 26.6%	8 10.0%	8 3.5%	6 2.8%	18 18.2%	2 1.6%
Woking, Dixons	2 0.2%	2 0.9%	- -	- -	- -	- -	- -
Woking, Focus DIY, Lion RP	4 0.4%	4 1.4%	- -	- -	- -	- -	- -
Woking, Halfords, Lion RP	3 0.3%	3 0.9%	- -	- -	- -	- -	- -
Woking, Wickes	2 0.2%	- -	- -	1 0.4%	- -	- -	1 1.2%
Woking, Local shops	28 2.8%	20 7.1%	2 2.0%	1 0.4%	- -	5 5.5%	- -
Woodham, Hayes	0 0.0%	- -	0 0.3%	- -	- -	- -	- -
Don't buy	33 3.3%	10 3.6%	6 7.0%	12 5.6%	3 1.3%	3 2.6%	- -
Don't know / can't remember / No particular store	123 12.3%	31 11.1%	6 7.0%	25 11.5%	35 16.9%	10 10.4%	15 13.5%
Mail Order/Internet	40 4.0%	16 5.9%	4 5.3%	3 1.4%	6 2.9%	9 8.7%	1 1.0%
Auction Rooms	1 0.1%	- -	0 0.4%	- -	- -	1 0.5%	- -

Q14. Where buy small electrical goods? by C1 - Area / Zone weighting wt1(v1)

Text.: Q14. Where did you last go to buy small electrical goods (e.g. TV, hi-fi, DVD) etc?

Absolute Break % Respondents	Weighted base	C1 - Area / Zone					
		1	2	3	4	5	6
Weighted base	1000	279	82	221	208	99	110
Missing							
No reply	8 0.8%	4 1.3%	-	2 0.8%	2 0.8%	-	1 0.9%
Q14. Where buy small electrical goods?							
Addlestone, Currys	1 0.1%	-	-	-	-	-	1 0.7%
Addlestone, Tesco	0 0.0%	-	0 0.4%	-	-	-	-
Addlestone, Local shops	14 1.4%	-	3 3.9%	2 0.8%	1 0.7%	1 0.5%	7 6.0%
Aldershot, Local shops	3 0.3%	1 0.3%	-	-	3 1.3%	-	-
Basingstoke, Local shops	3 0.3%	-	-	-	3 1.3%	-	-
Bracknell, Powerhouse	1 0.1%	-	1 1.0%	-	-	1 0.5%	-
Brent Cross, John Lewis	0 0.0%	-	-	-	-	0 0.4%	-
Brooklands, Argos	2 0.2%	1 0.4%	1 1.0%	-	-	-	-
Brooklands, Comet	1 0.1%	-	-	1 0.3%	-	-	-
Brooklands, Currys	2 0.2%	-	1 1.4%	-	-	-	1 0.7%
Brooklands, Local shops	2 0.2%	0 0.2%	0 0.4%	1 0.4%	-	-	-
Brookwood, Sainsburys	6 0.6%	6 2.1%	-	-	-	-	-
Byfleet, Argos	0 0.0%	-	0 0.6%	-	-	-	-
Byfleet, B & Q Unit, Royston Road	2 0.2%	-	2 2.2%	-	-	-	-
Byfleet, Currys	1 0.1%	-	1 0.6%	-	-	-	-
Byfleet, Halfords, Wey RP	1 0.1%	-	0 0.3%	-	-	1 1.1%	-
Byfleet, MFI, Wey RP	0 0.0%	-	0 0.6%	-	-	-	-
Byfleet, Powerhouse, Wey RP	2 0.2%	-	2 2.7%	-	-	-	-
Camberley, Alders	10 1.0%	-	-	-	10 4.9%	-	-
Camberley, Currys	5 0.5%	-	-	-	5 2.2%	0 0.5%	-
Camberley, Interludes, The Meadows	3 0.3%	-	-	-	3 1.3%	-	-

Q14. Where buy small electrical goods? by C1 - Area / Zone weighting wt1(v1)

Text.: Q14. Where did you last go to buy small electrical goods (e.g. TV, hi-fi, DVD) etc?

Absolute Break % Respondents	Weighted base	C1 - Area / Zone					
		1	2	3	4	5	6
Weighted base	1000	279	82	221	208	99	110
Camberley, Marks & Spencer, The Meadows	1 0.1%	1 0.4%	-	-	-	-	-
Camberley, Local shops	23 2.3%	-	-	-	21 10.2%	2 2.0%	-
Cobham, Local shops	0 0.0%	-	-	-	-	0 0.4%	-
Croydon, Ikea, Purley Way	1 0.1%	-	-	-	-	-	1 0.9%
Farnborough, Asda	5 0.5%	-	2 2.2%	-	2 0.8%	1 1.2%	-
Farnborough, Homebase, Invincible Road	2 0.2%	-	-	2 0.7%	-	-	-
Farnborough, B & Q Warehouse	14 1.4%	-	5 5.8%	5 2.2%	2 0.8%	0 0.5%	2 2.1%
Farnborough, Carpetright, Farnborough Gate RP	0 0.0%	-	0 0.3%	-	-	-	-
Farnborough, Comet, Farnborough Gate RP	51 5.1%	4 1.6%	2 2.8%	4 1.9%	32 15.2%	5 5.1%	3 2.6%
Farnborough, Courts, Farnborough Gate RP	3 0.3%	-	-	-	3 1.3%	-	-
Farnborough, Currys, Farnborough Gate RP	26 2.6%	-	1 0.7%	4 2.0%	14 6.5%	6 6.0%	1 1.2%
Farnborough, Halfords, Farnborough Gate RP	2 0.2%	-	-	-	2 0.8%	-	-
Farnborough, Iceland	2 0.2%	-	-	1 0.3%	-	-	1 0.7%
Farnborough, Wickes, Solartron Road	6 0.6%	-	-	-	3 1.3%	-	3 2.7%
Farnborough, Local shops	16 1.6%	-	-	-	16 7.7%	-	-
Frimley, Local shops	5 0.5%	-	-	-	4 2.0%	1 0.8%	-
Godalming, Homebase	2 0.2%	-	-	1 0.4%	2 0.7%	-	-
Guildford, Alders	2 0.2%	-	-	2 0.8%	-	-	-
Guildford, Carpetright, Ladymead RP	0 0.0%	-	0 0.3%	-	-	-	-
Guildford, Halfords, Ladymead RP	1 0.1%	-	-	-	-	-	1 0.9%

Q14. Where buy small electrical goods? by C1 - Area / Zone weighting wt1(v1)

Text...: Q14. Where did you last go to buy small electrical goods (e.g. TV, hi-fi, DVD) etc?

Absolute Break % Respondents	Weighted base	C1 - Area / Zone					
		1	2	3	4	5	6
Weighted base	1000	279	82	221	208	99	110
Guildford, Homebase, Ladymead RP	1 0.1%	-	-	1 0.4%	-	-	-
Guildford, John Lewis	1 0.1%	1 0.3%	-	-	-	-	-
Guildford, B&Q, Woodbridge Road	18 1.8%	1 0.3%	0 0.4%	10 4.4%	6 2.8%	0 0.5%	1 1.0%
Guildford, Comet, Woodbridge Road	169 16.9%	30 10.6%	10 12.4%	93 41.9%	12 5.6%	5 5.3%	19 17.5%
Guildford, Currys, Woodbridge Road	65 6.5%	5 1.9%	2 2.9%	33 15.1%	9 4.3%	12 11.7%	3 3.1%
Guildford, PC World, Woodbridge Road	17 1.7%	3 0.9%	2 1.9%	-	4 2.0%	4 4.1%	4 4.0%
Guildford, Homebase, Woodbridge Road	0 0.0%	-	0 0.3%	-	-	-	-
Guildford, Local shops	19 1.9%	1 0.5%	1 1.8%	11 4.9%	3 1.4%	3 2.6%	-
Kingston, John Lewis	5 0.5%	1 0.3%	0 0.3%	1 0.3%	-	1 1.1%	2 1.4%
Kingston, Local shops	1 0.1%	1 0.3%	-	-	-	-	-
Knaphill, Local shops	3 0.3%	3 1.0%	-	-	-	1 0.5%	-
Ladymead RP, Comet	1 0.1%	-	-	1 0.4%	-	-	-
Leatherhead, Homebase, Woodbridge Corner	1 0.1%	-	1 1.0%	-	-	-	-
Leatherhead, Local shops	0 0.0%	-	0 0.4%	-	-	-	-
London, John Lewis	4 0.4%	1 0.3%	1 0.6%	-	3 1.3%	-	-
London	5 0.5%	5 1.9%	-	-	-	-	-
Nottingham, Comet	1 0.1%	-	1 0.6%	-	-	-	-
Reading, John Lewis	1 0.1%	-	-	-	-	1 1.0%	-
Sandhurst, Tesco	3 0.3%	-	-	-	3 1.5%	-	-
Staines, Carpetsright Two Rivers RP	2 0.2%	-	-	-	-	-	2 1.9%
Staines, Currys, Two Rivers RP	22 2.2%	0 0.2%	2 2.6%	-	2 0.8%	-	18 15.9%
Staines, Electronics Boutique, Two Rivers RP	5 0.5%	-	1 0.9%	-	-	-	4 4.0%
Staines, Furniture Village, Two Rivers RP	1 0.1%	1 0.3%	-	-	-	-	-

Q14. Where buy small electrical goods? by C1 - Area / Zone weighting wt1(v1)

Text.: Q14. Where did you last go to buy small electrical goods (e.g. TV, hi-fi, DVD) etc?

Absolute Break % Respondents	Weighted base	C1 - Area / Zone					
		1	2	3	4	5	6
Weighted base	1000	279	82	221	208	99	110
Staines, Sony Centre, Two Rivers RP	7 0.7%	1 0.3%	1 1.5%	- -	- -	- -	5 4.3%
Staines, Local shops	1 0.1%	- -	0 0.4%	- -	- -	0 0.5%	- -
Walton-On-Thames, B & Q, New Zealand Avenue	2 0.2%	- -	0 0.6%	- -	- -	- -	1 1.0%
Weybridge, Argos, Paddocks RP	32 3.2%	22 7.9%	3 3.6%	1 0.5%	- -	1 0.5%	5 4.9%
Weybridge, Currys, Paddocks RP	7 0.7%	2 0.7%	2 2.5%	- -	- -	- -	3 2.9%
Windsor, Sony	1 0.1%	- -	- -	- -	- -	1 0.5%	- -
Woking, Alders	33 3.3%	22 7.9%	2 1.9%	1 0.3%	- -	5 5.0%	4 3.3%
Woking, Argos	15 1.5%	12 4.3%	- -	- -	- -	2 1.5%	1 1.0%
Woking/Brookwood, Homebase, Brookwood	2 0.2%	1 0.3%	- -	- -	- -	1 0.9%	- -
Woking, Carpetright, Lion RP	2 0.2%	1 0.4%	- -	- -	- -	0 0.5%	- -
Woking, Currys, Lion RP	108 10.9%	72 25.7%	8 9.3%	8 3.6%	3 1.5%	16 16.2%	2 1.6%
Woking, Dixons	4 0.4%	3 1.1%	0 0.3%	- -	- -	0 0.4%	- -
Woking, Dyas	9 0.9%	8 2.9%	1 0.6%	1 0.5%	- -	- -	- -
Woking, Focus DIY, Lion RP	4 0.4%	3 1.1%	0 0.4%	- -	- -	- -	- -
Woking, Harveys, Lion RP	1 0.1%	1 0.4%	- -	- -	- -	- -	- -
Woking, Market	1 0.1%	- -	1 0.6%	- -	- -	- -	- -
Woking, Local shops	24 2.4%	16 5.6%	1 1.2%	- -	- -	7 7.4%	- -
Woodham, Hayes	0 0.0%	- -	0 0.3%	- -	- -	- -	- -
Don't buy	27 2.7%	9 3.1%	6 7.4%	10 4.3%	- -	3 2.6%	- -
Don't know / can't remember / No particular store	111 11.1%	20 7.3%	8 9.3%	25 11.4%	34 16.2%	11 11.5%	13 11.6%
Mail Order/Internet	38 3.8%	16 5.8%	5 6.3%	3 1.4%	6 3.0%	7 6.6%	1 1.0%
Charity Shops/Auction rooms	1 0.1%	0 0.2%	0 0.4%	- -	- -	- -	- -

Q15. Where buy bulky DIY goods? by C1 - Area / Zone weighting wt1(v1)

Text.: Q15. Where did you last go to buy bulky DIY goods?

Absolute Break % Respondents	Weighted base	C1 - Area / Zone					
		1	2	3	4	5	6
Weighted base	1000	279	82	221	208	99	110
Missing							
No reply	5 0.5%	3 1.0%	-	1 0.5%	-	-	1 0.9%
Q15. Where buy bulky DIY goods?							
Addlestone, Local shops	6 0.6%	1 0.2%	2 2.6%	-	-	-	3 2.6%
Aldershot, Local shops	3 0.3%	-	-	1 0.3%	3 1.3%	-	-
Basingstoke, Local shops	0 0.0%	-	0 0.6%	-	-	-	-
Byfleet, B & Q Unit, Royston Road	21 2.1%	6 2.2%	12 14.7%	-	3 1.3%	0 0.5%	-
Byfleet, MFI, Wey RP	8 0.8%	-	5 6.5%	1 0.4%	2 0.8%	-	-
Byfleet, Local shops	0 0.0%	-	0 0.3%	-	-	-	-
Bracknell, Focus	1 0.1%	-	-	-	-	1 0.5%	-
Camberley, Focus	3 0.3%	-	-	-	3 1.5%	0 0.5%	-
Camberley, Homebase	2 0.2%	-	-	-	-	2 2.2%	-
Camberley, Interludes, The Meadows	3 0.3%	-	-	-	3 1.5%	-	-
Camberley, Local shops	13 1.3%	-	-	-	13 6.0%	0 0.5%	-
Croydon, Ikea, Purley Way	4 0.4%	-	-	-	4 2.0%	-	-
Epsom, Homebase, Kiln Lane	1 0.1%	1 0.3%	-	-	-	-	-
Farnborough, Homebase, Invincible Road	11 1.1%	-	-	-	10 4.8%	-	1 1.0%
Farnborough, Focus DIY, Solartron Road	5 0.5%	1 0.3%	-	-	2 0.8%	-	2 2.2%
Farnborough, B & Q Warehouse	79 7.9%	7 2.4%	-	6 2.9%	40 19.2%	19 19.0%	7 6.2%
Farnborough, Carpentry, Farnborough Gate RP	20 2.0%	-	-	1 0.5%	17 8.3%	1 1.1%	-
Farnborough, Harveys, Farnborough Gate RP	3 0.3%	-	-	-	3 1.3%	-	-
Farnborough, Wickes, Solartron Road	14 1.4%	-	2 2.0%	-	8 3.7%	-	5 4.5%
Farnborough, Local shops	7 0.7%	-	-	-	6 2.9%	1 0.9%	-

Q15. Where buy bulky DIY goods? by C1 - Area / Zone weighting wt1(v1)

Text... Q15. Where did you last go to buy bulky DIY goods?

Absolute Break % Respondents	Weighted base	C1 - Area / Zone					
		1	2	3	4	5	6
Weighted base	1000	279	82	221	208	99	110
Feltham, Focus DIY, Air Park Way	3 0.3%	-	-	-	3 1.3%	-	-
Fleet, Local shops	3 0.3%	-	-	-	3 1.3%	-	-
Frimley, Do it all	3 0.3%	-	-	-	3 1.3%	-	-
Frimley, Homebase	14 1.4%	-	-	-	14 6.8%	-	-
Godalming, Homebase	1 0.1%	-	-	-	-	-	1 0.9%
Guildford, Alders	0 0.0%	-	0 0.4%	-	-	-	-
Guildford, Allied Carpets, Ladymead RP	14 1.4%	-	-	5 2.1%	-	-	9 8.5%
Guildford, Carpentry, Ladymead RP	1 0.1%	-	-	1 0.4%	-	-	-
Guildford, Halfords, Ladymead RP	1 0.1%	-	-	1 0.3%	-	-	-
Guildford, Homebase, Ladymead RP	66 6.6%	5 1.9%	2 2.9%	50 22.5%	4 1.7%	-	5 4.6%
Guildford, SCS, Ladymead RP	1 0.1%	-	-	1 0.4%	-	-	-
Guildford, B&Q, Woodbridge Road	117 11.7%	20 7.2%	6 7.2%	60 26.9%	15 7.1%	6 6.1%	10 9.3%
Guildford, Comet, Woodbridge Road	3 0.3%	-	-	2 0.7%	-	-	1 1.0%
Guildford, PC World, Woodbridge Road	3 0.3%	1 0.4%	-	2 0.7%	-	-	-
Guildford, Homebase, Woodbridge Road	27 2.7%	2 0.8%	2 2.5%	16 7.0%	2 0.8%	3 3.0%	3 2.7%
Guildford, John Lewis	1 0.1%	1 0.3%	-	-	-	-	-
Knaphill, Wickes	1 0.1%	-	-	-	-	1 1.0%	-
Knaphill, Local shops	2 0.2%	1 0.4%	-	-	-	1 1.0%	-
Ladymead RP, B&Q	1 0.1%	-	-	1 0.4%	-	-	-
Leatherhead, B&Q	1 0.1%	-	-	-	-	-	1 0.7%
Leatherhead, Homebase, Woodbridge Corner	5 0.5%	-	-	-	-	0 0.5%	5 4.6%
London, John Lewis	1 0.1%	1 0.3%	-	-	-	-	-
Sandhurst, Tesco	3 0.3%	-	-	-	3 1.5%	-	-

Q15. Where buy bulky DIY goods? by C1 - Area / Zone weighting wt1(v1)

Text...: Q15. Where did you last go to buy bulky DIY goods?

Absolute Break % Respondents	Weighted base	C1 - Area / Zone					
		1	2	3	4	5	6
Weighted base	1000	279	82	221	208	99	110
Staines, Electronics Boutique, Two Rivers RP	2 0.2%	-	0 0.3%	2 0.7%	-	-	-
Staines, Furniture Village, Two Rivers RP	3 0.3%	-	-	3 1.5%	-	-	-
Staines, Homebase	1 0.1%	-	-	-	-	-	1 0.9%
Staines, Sony Centre, Two Rivers RP	1 0.1%	-	-	-	-	-	1 1.2%
St Johns, Wickes	2 0.2%	1 0.4%	-	1 0.3%	-	0 0.5%	-
Walton-On-Thames, B & Q, New Zealand Avenue	34 3.4%	1 0.2%	4 5.0%	-	2 0.8%	-	28 25.2%
Walton-On-Thames, Homebase	3 0.3%	-	0 0.4%	-	-	-	3 2.4%
Weybridge, Magnet, Monument Hill	5 0.5%	5 1.9%	-	-	-	-	-
Weybridge, Argos, Paddocks RP	2 0.2%	1 0.3%	-	-	-	-	1 0.9%
Weybridge, Currys, Paddocks RP	1 0.1%	-	-	-	-	1 1.0%	-
Weybridge, Do it all	1 0.1%	-	-	-	-	-	1 1.0%
Weybridge, Focus	5 0.5%	-	-	-	-	-	5 4.5%
Woking, Alders	2 0.2%	1 0.4%	1 0.6%	-	-	-	-
Woking/Brookwood, Homebase, Brookwood	82 8.2%	45 16.0%	6 7.3%	1 0.5%	-	30 29.9%	1 0.9%
Woking, Carpetright, Lion RP	1 0.1%	1 0.3%	-	-	-	-	-
Woking, Dyas	2 0.2%	2 0.6%	-	-	-	-	-
Woking, Focus DIY, Lion RP	103 10.3%	76 27.3%	8 10.3%	5 2.2%	3 1.5%	6 5.6%	5 4.1%
Woking, Harveys, Lion RP	1 0.1%	1 0.4%	-	-	-	-	-
Woking, Wickes	3 0.3%	-	0 0.4%	-	-	2 2.3%	-
Woking, Local shops	8 0.8%	5 1.8%	1 1.0%	1 0.3%	-	2 1.8%	-
Don't buy	153 15.3%	40 14.4%	16 19.1%	45 20.5%	28 13.6%	15 15.1%	9 7.8%
Don't know / can't remember / No particular store	84 8.4%	38 13.7%	10 12.7%	18 7.9%	12 5.7%	4 4.1%	2 1.4%
Mail Order/Internet	22 2.2%	13 4.7%	3 3.1%	-	3 1.5%	3 3.1%	-

Q16. Main improvements to Woking to encourage more visits? by C1 - Area / Zone weighting wt1(v1)

Text.: Q16. What main improvement to Woking would encourage you to visit more often than you currently do?

Absolute Break % Respondents	Weighted base	C1 - Area / Zone					
		1	2	3	4	5	6
Weighted base	1000	279	82	221	208	99	110
Missing							
No reply	3 0.3%	-	-	3	-	-	-
Q16. Main improvements to Woking to encourage more visits?							
Better/more frequent bus service	17 1.7%	2 0.8%	3 3.3%	9 4.2%	3 1.5%	-	-
Better/new train service	1 0.1%	0 0.2%	-	1 0.3%	-	-	-
Better access by car	26 2.6%	0 0.2%	-	7 3.0%	18 8.5%	0 0.5%	1 0.7%
More parking provision	53 5.3%	20 7.1%	3 3.3%	11 5.2%	4 2.0%	8 8.3%	7 6.3%
Cheaper parking	51 5.1%	17 6.1%	4 5.3%	8 3.8%	17 8.2%	4 3.8%	-
Free parking	22 2.2%	5 1.9%	1 1.0%	3 1.5%	12 5.6%	0 0.4%	1 0.7%
Better links from car parks to Centre	4 0.4%	0 0.2%	-	1 0.3%	2 0.8%	-	1 1.0%
More (larger) covered shopping centres/malls	15 1.5%	3 1.0%	2 2.3%	2 0.9%	2 0.8%	1 1.0%	6 5.6%
Improved market	24 2.4%	13 4.7%	2 2.7%	-	3 1.5%	3 2.8%	3 2.5%
More clothes & fashion shops	23 2.3%	12 4.5%	1 0.8%	2 0.7%	4 2.0%	2 2.5%	1 1.2%
More quality/designer shops	52 5.2%	24 8.6%	1 1.8%	14 6.5%	5 2.5%	7 6.8%	-
More dept. stores/larger stores	68 6.8%	13 4.7%	6 7.8%	14 6.4%	8 4.0%	4 4.1%	22 19.8%
More discount stores/cheaper goods	7 0.7%	-	1 0.6%	-	3 1.3%	2 1.7%	2 1.6%
Fewer empty shops/vacancies	12 1.2%	4 1.3%	1 1.6%	1 0.4%	1 0.5%	2 2.3%	3 2.3%
More independent shops	14 1.4%	6 2.0%	3 3.1%	1 0.3%	4 2.0%	1 0.8%	-
Creche	1 0.1%	-	-	-	-	1 0.7%	-
Better (more) safety/security/CCTV/police presence	5 0.5%	4 1.6%	1 1.0%	-	-	-	-
More facilities for disabled	9 0.9%	2 0.6%	1 1.6%	3 1.5%	2 0.8%	0 0.5%	1 0.9%
More toilets	8 0.8%	2 0.8%	-	1 0.3%	5 2.5%	-	-

Q16. Main improvements to Woking to encourage more visits? by C1 - Area / Zone weighting wt1(v1)

Text.: Q16. What main improvement to Woking would encourage you to visit more often than you currently do?

Absolute Break % Respondents	Weighted base	C1 - Area / Zone					
		1	2	3	4	5	6
Weighted base	1000	279	82	221	208	99	110
More seating/benches	1 0.1%	1 0.4%	-	-	-	-	-
More cafes	2 0.2%	1 0.4%	1 1.0%	-	-	-	-
More restaurants	5 0.5%	3 1.2%	1 1.0%	-	-	1 0.5%	-
More bars/night clubs	2 0.2%	1 0.4%	1 1.0%	-	-	-	-
More promotions/events	0 0.0%	-	0 0.4%	-	-	-	-
More/Better Cinemas	1 0.1%	-	-	-	-	-	1 1.0%
Nicer shopping environment	46 4.6%	7 2.7%	6 7.5%	9 3.9%	5 2.5%	4 3.6%	15 13.3%
More pedestrianised streets	6 0.6%	1 0.3%	5 6.2%	-	-	-	-
DONT KNOW	143 14.3%	23 8.3%	12 14.5%	53 24.0%	26 12.6%	9 8.9%	20 18.1%
NOTHING	310 31.0%	79 28.2%	25 30.1%	64 28.9%	83 39.7%	32 32.6%	28 24.9%
Do not move County Hall, will make parking harder	0 0.0%	-	0 0.3%	-	-	-	-
Make Marks & Spencer bigger	18 1.8%	11 4.1%	0 0.3%	3 1.5%	1 0.7%	1 1.2%	-
John Lewis	1 0.1%	-	-	-	-	1 0.7%	-
Mens Stores	3 0.3%	3 1.0%	-	-	-	-	-
House of Fraser	1 0.1%	1 0.4%	-	-	-	-	-
Tesco	2 0.2%	2 0.6%	-	-	-	-	-
DIY Shops	2 0.2%	0 0.2%	0 0.3%	2 0.7%	-	-	-
Less of the loud music	1 0.1%	-	-	1 0.3%	-	-	-
Matalan	1 0.1%	-	-	-	-	1 0.5%	-
Subway lights	1 0.1%	0 0.2%	-	1 0.4%	-	-	-
More shoe shops	1 0.1%	1 0.2%	0 0.4%	-	-	-	-
Get rid of high rise buildings	0 0.0%	0 0.2%	-	-	-	-	-
Laura Ashley	1 0.1%	1 0.4%	-	-	-	-	-
Selfridges	3 0.3%	3 1.2%	-	-	-	-	-

Q16. Main improvements to Woking to encourage more visits? by C1 - Area / Zone weighting wt1(v1)

Text.: Q16. What main improvement to Woking would encourage you to visit more often than you currently do?

Absolute Break % Respondents	Weighted base	C1 - Area / Zone					
		1	2	3	4	5	6
Weighted base	1000	279	82	221	208	99	110
More large size clothing shops	0 0.0%	0 0.2%	-	-	-	-	-
Furniture Store	0 0.0%	0 0.2%	-	-	-	-	-
Littlewoods	1 0.1%	1 0.4%	-	-	-	-	-
More local shops	3 0.3%	1 0.5%	0 0.3%	1 0.5%	-	0 0.4%	-
Late night opening	0 0.0%	0 0.2%	-	-	-	-	-
Deli shops	1 0.1%	1 0.4%	-	-	-	-	-
More specialised shops/craft shops	1 0.1%	1 0.2%	-	-	-	-	-
Redevelop market area	2 0.2%	-	-	2 0.7%	-	1 0.5%	-
Childrens clothes shops	8 0.8%	3 1.0%	-	3 1.5%	-	2 1.7%	-
Move Market back to where it was	4 0.4%	1 0.4%	-	1 0.7%	-	1 1.2%	-
More lifts needed for prams etc	1 0.1%	-	-	-	-	1 0.7%	-
Wilkinsons	1 0.1%	-	-	-	-	1 0.7%	-
Gap	1 0.1%	-	-	-	-	1 1.0%	-
More shops for older people	1 0.1%	1 0.4%	0 0.3%	-	-	-	-
Cafes too spaced out	0 0.0%	-	-	-	-	0 0.4%	-
Swimming pool	9 0.9%	-	-	-	-	9 9.5%	-
Freezer store	1 0.1%	1 0.2%	-	-	-	-	-

Q17. Where do you/family eat out in evening? by C1 - Area / Zone weighting wt1(v1)

Text.: Q17. Where do you or members of your household most often go for an evening out, e.g. to eat and drink?

Absolute Break % Respondents	Weighted base	C1 - Area / Zone					
		1	2	3	4	5	6
Weighted base	1000	279	82	221	208	99	110
Missing							
No reply	6 0.6%	-	1 0.6%	3 1.4%	3 1.3%	-	-
Q17. Where do you/family eat out in evening?							
Addlestone	15 1.5%	1 0.4%	6 7.9%	-	-	-	7 6.6%
Aldershot	22 2.2%	-	-	-	22 10.3%	-	-
Ascot	0 0.0%	-	-	-	-	0 0.4%	-
Bagshot	1 0.1%	-	-	1 0.5%	-	0 0.4%	-
Bagshot	1 0.1%	-	-	-	-	1 0.5%	-
Bracknell	3 0.3%	-	-	1 0.4%	-	0 0.4%	2 2.0%
Byfleet	8 0.8%	1 0.4%	3 3.3%	-	3 1.3%	-	1 1.2%
Camberley	46 4.6%	3 1.2%	0 0.6%	-	37 17.6%	5 5.5%	-
Chertsey	18 1.8%	0 0.2%	0 0.6%	-	-	1 1.0%	16 14.4%
Chobham	16 1.6%	2 0.6%	-	1 0.5%	3 1.3%	8 8.2%	3 2.6%
Country Pub	40 4.0%	15 5.5%	9 10.5%	13 6.0%	-	1 1.0%	2 1.8%
Don't go	194 19.4%	50 18.1%	12 15.0%	39 17.8%	48 23.0%	20 20.0%	24 22.0%
Farnborough	6 0.6%	1 0.4%	-	-	4 1.7%	-	2 1.6%
Farnham	2 0.2%	-	1 1.2%	-	-	-	1 0.9%
Fleet	5 0.5%	-	5 5.8%	-	-	-	-
Frimley	10 1.0%	2 0.7%	0 0.4%	-	7 3.2%	0 0.5%	-
Godalming	1 0.1%	-	-	1 0.3%	-	-	-
Guildford	135 13.5%	20 7.2%	2 2.0%	81 36.4%	14 6.5%	4 3.7%	16 14.2%
Hook	1 0.1%	-	-	-	-	1 0.5%	-
Kingston	4 0.4%	1 0.4%	0 0.6%	2 1.1%	-	-	-
Lightwater	0 0.0%	-	-	-	-	0 0.4%	-
Locally	250 25.0%	67 24.0%	20 23.9%	49 22.3%	56 26.9%	43 43.9%	14 13.1%

Q17. Where do you/family eat out in evening? by C1 - Area / Zone weighting wt1(v1)

Text.: Q17. Where do you or members of your household most often go for an evening out, e.g. to eat and drink?

Absolute Break % Respondents	Weighted base	C1 - Area / Zone					
		1	2	3	4	5	6
Weighted base	1000	279	82	221	208	99	110
London West End	51 5.1%	12 4.4%	5 6.1%	11 5.0%	8 4.0%	2 2.1%	12 11.2%
Milford	1 0.1%	-	-	1 0.5%	-	-	-
Newham	1 0.1%	-	1 1.0%	-	-	-	-
Norwich	1 0.1%	-	-	1 0.3%	-	-	-
Reading	4 0.4%	-	-	-	-	-	4 3.9%
Ripley	2 0.2%	-	-	2 0.7%	-	-	-
Staines	11 1.1%	-	1 1.0%	7 3.0%	-	2 2.1%	1 0.9%
Sunbury	1 0.1%	-	-	-	-	-	1 1.0%
Sunningdale	1 0.1%	-	-	-	-	1 1.1%	-
Surbiton	1 0.1%	1 0.3%	-	-	-	-	-
Surrey Hills	2 0.2%	-	-	2 0.7%	-	-	-
West Byfleet	14 1.4%	1 0.4%	12 14.6%	1 0.4%	-	-	-
Weybridge	7 0.7%	2 0.6%	1 1.5%	1 0.3%	-	1 1.0%	2 1.7%
Windlesham	1 0.1%	-	-	-	-	1 0.7%	-
Woking Other	40 4.0%	28 10.0%	-	3 1.5%	6 2.8%	3 2.8%	-
Woking Town Centre	80 8.0%	70 25.1%	3 3.6%	2 0.8%	-	4 3.9%	1 0.9%

Q18. Where did you/family last visit cinema? by C1 - Area / Zone weighting wt1(v1)

Text.: Q18. Where did you or members of your household last go to the cinema?

Absolute Break % Respondents	Weighted base	C1 - Area / Zone					
		1	2	3	4	5	6
Weighted base	1000	279	82	221	208	99	110
Missing							
No reply	5 0.5%	1 0.2%	1 1.4%	1 0.5%	2 0.8%	-	1 1.0%
Q18. Where did you/family last visit cinema?							
Aldershot, Odeon	11 1.1%	1 0.4%	1 0.6%	-	10 4.6%	-	-
Bracknell, UCI	70 7.0%	19 6.8%	2 2.1%	-	30 14.4%	5 5.4%	13 12.1%
Buckinghamshire, Pinewood Studio	1 0.1%	-	-	-	-	1 0.5%	-
Camberley, Robins Cinema	60 6.0%	2 0.6%	3 4.0%	-	43 20.6%	12 12.0%	-
Esher, Odeon	9 0.9%	-	1 0.9%	2 0.8%	-	-	6 5.5%
Feltham, Warner Bros	3 0.3%	-	-	-	1 0.7%	-	1 1.0%
Guildford, Odeon	180 18.0%	24 8.5%	4 4.7%	112 50.8%	11 5.3%	9 9.2%	19 17.7%
London West End	25 2.5%	10 3.5%	2 2.5%	2 0.8%	7 3.2%	1 1.5%	3 3.1%
Staines Cinema	6 0.6%	0 0.2%	2 2.0%	-	1 0.7%	3 2.6%	-
Sherwood Forest, Centre Parcs	0 0.0%	0 0.2%	-	-	-	-	-
Walton on Thames, Screen	29 2.9%	4 1.4%	8 9.3%	-	-	-	18 16.0%
Woking, Ambassadors	266 26.6%	140 50.0%	27 32.8%	24 10.8%	31 14.8%	33 33.3%	12 10.8%
Woking, New Victoria	5 0.5%	1 0.3%	-	2 0.8%	-	1 1.3%	1 1.2%
Woking, Peacocks	9 0.9%	-	1 1.0%	6 2.8%	-	2 1.7%	-
Woking, The New Victoria	1 0.1%	1 0.3%	-	-	-	-	-
Don't go	321 32.1%	77 27.6%	32 38.7%	72 32.6%	73 34.9%	32 32.6%	35 31.7%

Q19. Where did you/family last vist gym/leisure club? by C1 - Area / Zone weighting wt1(v1)

Text.: Q19. Where did you or members of your household last go to the health club/leisure centre/gym?

Absolute Break % Respondents	Weighted base	C1 - Area / Zone					
		1	2	3	4	5	6
Weighted base	1000	279	82	221	208	99	110
Missing							
No reply	9 0.9%	2 0.8%	1 0.6%	2 1.1%	-	2 2.3%	1 1.2%
Q19. Where did you/family last vist gym/leisure club?							
Addlestone, Abbeyland	1 0.1%	-	-	-	-	-	1 1.0%
Bracknell, Rackets Club	1 0.1%	-	-	-	-	1 1.5%	-
Byfleet, Camberley Tennis Club	0 0.0%	0 0.2%	-	-	-	-	-
Camberley, Fitness First	7 0.7%	-	-	-	5 2.5%	2 2.1%	-
Camberley, Arena	21 2.1%	-	-	-	20 9.6%	1 1.3%	-
Camberley, Leisure Centre	3 0.3%	-	-	-	3 1.5%	-	-
Chertsey, Shepardton Leisure Centre	1 0.1%	-	-	-	-	-	1 0.9%
Chertsey, Riverbourne	2 0.2%	-	0 0.3%	-	-	-	1 1.2%
Farnborough, Holmes Place	1 0.1%	-	1 1.2%	-	-	-	-
Farnborough, Recreation Centre	6 0.6%	-	-	1 0.3%	4 2.0%	1 0.7%	-
Farnborough, Lifes tyles	6 0.6%	-	-	1 0.3%	6 2.8%	-	-
Godalming, 'T'	2 0.2%	-	1 1.0%	2 0.7%	-	-	-
Guildford, Activzone	42 4.2%	24 8.4%	3 3.6%	-	3 1.3%	1 1.1%	12 11.1%
Guildford, Bridges	6 0.6%	0 0.2%	1 0.6%	-	4 2.0%	0 0.4%	-
Guildford, Spectrum	19 1.9%	1 0.4%	-	13 5.8%	3 1.5%	-	2 1.7%
Guildford, Dragons, Merrow	25 2.5%	-	0 0.3%	22 10.1%	-	0 0.5%	2 1.9%
Guildford, Spirit Holiday Inn	2 0.2%	-	-	2 0.7%	-	-	-
Guildford, Aquarama	1 0.1%	-	-	1 0.3%	-	-	-
Lightwater, Local	2 0.2%	-	-	-	-	2 1.6%	-
London, Tower 42	1 0.1%	1 0.4%	-	-	-	-	-
Ottershore, Foxhills	1 0.1%	-	-	-	-	1 1.1%	-

Q19. Where did you/family last vist gym/leisure club? by C1 - Area / Zone weighting wt1(v1)

Text...: Q19. Where did you or members of your household last go to the health club/leisure centre/gym?

Absolute Break % Respondents	Weighted base	C1 - Area / Zone					
		1	2	3	4	5	6
Weighted base	1000	279	82	221	208	99	110
Purford, Cannons	1 0.1%	0 0.2%	0 0.3%	- -	- -	- -	- -
Walton on Thames, Elmbridge Leisure Centre	4 0.4%	- -	- -	3 1.5%	- -	- -	1 0.7%
Walton on Thames, Miss Fitness	5 0.5%	- -	- -	- -	1 0.7%	1 0.5%	3 3.0%
West Byfleet, Cannons	3 0.3%	- -	3 4.2%	- -	- -	- -	- -
Weybridge, St Georges Hill Tennis Club	1 0.1%	- -	- -	- -	- -	- -	1 1.0%
Woking, Cannons	2 0.2%	0 0.2%	0 0.3%	- -	- -	- -	1 1.0%
Woking, Fil's Gym	16 1.6%	8 3.0%	0 0.6%	- -	- -	6 6.5%	1 1.0%
Woking, David Lloyd	45 4.5%	32 11.3%	3 3.8%	5 2.1%	- -	6 5.6%	- -
Woking Leisure Centre	47 4.7%	42 15.2%	1 1.7%	- -	4 1.7%	- -	- -
Woking, LA Fitness	22 2.2%	12 4.4%	1 1.7%	1 0.5%	7 3.3%	1 0.8%	- -
Woking, Peak Fitness	5 0.5%	- -	5 6.7%	- -	- -	- -	- -
Woking, Pool in the park	2 0.2%	- -	- -	2 0.7%	- -	- -	- -
Horizones Health & Fitness	2 0.2%	1 0.4%	- -	- -	- -	- -	1 0.7%
Big Apple Leisure Centre	17 1.7%	4 1.5%	5 5.6%	- -	8 3.8%	- -	- -
St Peters Day Centre	434 43.4%	79 28.3%	24 28.8%	118 53.2%	109 52.3%	52 52.8%	52 47.3%
Pitfarm Tennis Club	1 0.1%	- -	- -	1 0.4%	- -	- -	- -
Don't know name	4 0.4%	- -	- -	2 0.7%	3 1.3%	- -	- -
Surrey Hills, Cranleigh	2 0.2%	- -	- -	2 0.7%	- -	- -	- -
Works Fitness Centre	2 0.2%	- -	1 1.0%	- -	- -	- -	1 0.7%
Don't go	225 22.5%	70 25.1%	31 37.7%	46 20.9%	28 13.6%	21 21.3%	28 25.6%

Q20a. How often visit Ambassadors Cinema Woking? by C1 - Area / Zone weighting wt1(v1)

Text.: Q20a. How often do you visit The Ambassadors Cinema in Woking?

Absolute Break % Respondents	Weighted base	C1 - Area / Zone					
		1	2	3	4	5	6
Weighted base	1000	279	82	221	208	99	110
Missing							
No reply	2 0.2%	-	0 0.4%	2 0.7%	-	0 0.5%	-
Q20a. How often visit Ambassadors Cinema Woking?							
Every two weeks	18 1.8%	12 4.2%	1 1.6%	2 0.8%	3 1.3%	1 0.8%	-
Once a month	50 5.0%	17 5.9%	5 5.9%	12 5.4%	3 1.3%	5 4.9%	9 8.5%
Every two months	163 16.3%	69 24.6%	15 18.7%	16 7.5%	28 13.6%	19 18.7%	15 13.8%
Twice a year	150 15.0%	65 23.4%	14 17.5%	21 9.5%	23 11.1%	14 13.7%	13 11.7%
Once a year	142 14.2%	30 10.8%	15 18.2%	24 11.0%	36 17.4%	14 14.1%	22 20.0%
Never	475 47.5%	87 31.0%	31 37.8%	144 65.2%	115 55.4%	47 47.3%	51 46.0%

Q20b. How often visit Victoria/Rhoda Megraw Theatre Woking? by C1 - Area / Zone weighting wt1(v1)

Text...: Q20b. How often do you visit The New Victoria/Rhoda Megraw Theatre, Woking?

Absolute Break % Respondents	Weighted base	C1 - Area / Zone					
		1	2	3	4	5	6
Weighted base	1000	279	82	221	208	99	110
Missing							
No reply	3 0.3%	1 0.4%	-	2 0.7%	-	0 0.5%	-
Q20b. How often visit Victoria/Rhoda Megraw Theatre Woking?							
Every two weeks	7 0.7%	6 2.1%	0 0.4%	-	-	0 0.5%	-
Once a month	14 1.4%	4 1.4%	3 4.0%	2 1.1%	3 1.5%	2 1.7%	-
Every two months	88 8.9%	30 10.8%	6 7.2%	18 8.0%	13 6.1%	3 3.1%	19 17.4%
Twice a year	162 16.2%	55 19.8%	15 18.0%	36 16.3%	25 12.1%	13 13.2%	18 16.4%
Once a year	205 20.5%	69 24.7%	20 24.6%	26 11.8%	50 24.1%	24 23.8%	16 14.6%
Never	520 52.0%	114 40.8%	37 45.8%	137 62.1%	117 56.4%	57 57.3%	57 51.7%

Q20c. How often visit Big Apple Leisure Centre Woking? by C1 - Area / Zone weighting wt1(v1)

Text.: Q20c. How often do you visit The Big Apple Leisure Centre, Woking?

Absolute Break % Respondents	Weighted base	C1 - Area / Zone					
		1	2	3	4	5	6
Weighted base	1000	279	82	221	208	99	110
Missing							
No reply	3 0.3%	-	0 0.4%	3 1.2%	-	0 0.5%	-
Q20c. How often visit Big Apple Leisure Centre Woking?							
Once a week or more	24 2.4%	11 4.0%	3 4.1%	-	3 1.3%	-	7 6.1%
Every two weeks	16 1.6%	8 3.0%	0 0.4%	-	-	1 1.1%	6 5.4%
Once a month	24 2.4%	19 6.9%	2 2.9%	-	-	0 0.5%	2 2.1%
Every two months	32 3.2%	13 4.5%	5 6.4%	1 0.7%	10 4.6%	1 1.1%	2 2.0%
Twice a year	34 3.4%	9 3.1%	4 4.4%	1 0.5%	8 3.8%	13 12.9%	-
Once a year	67 6.7%	21 7.4%	6 7.7%	8 3.8%	20 9.7%	8 8.3%	3 3.1%
Never	799 79.9%	198 71.0%	60 73.7%	208 93.9%	168 80.6%	75 75.7%	90 81.4%

Q21. No. cars by C1 - Area / Zone weighting wt1(v1)

Text...: Q21. How many cars are there in your household?

Absolute Break % Respondents	Weighted base	C1 - Area / Zone					
		1	2	3	4	5	6
Weighted base	1000	279	82	221	208	99	110
Missing							
No reply	1 0.1%	1 0.4%	-	-	-	-	-
Q21. No. cars							
One	399 39.9%	127 45.4%	32 39.0%	79 35.6%	77 36.8%	43 43.4%	42 38.3%
Two	348 34.8%	93 33.3%	36 44.4%	69 31.3%	73 35.2%	32 32.5%	44 40.1%
Three	97 9.7%	13 4.6%	2 2.9%	38 17.0%	26 12.5%	6 6.0%	12 11.3%
Four or more	13 1.3%	1 0.5%	1 1.3%	9 3.9%	-	2 1.7%	-
None	125 12.5%	39 13.9%	10 11.8%	22 9.9%	31 15.0%	14 14.0%	9 8.5%
Refused	16 1.6%	5 1.9%	0 0.6%	5 2.3%	1 0.5%	3 2.5%	2 1.8%

Q22. Age by C1 - Area / Zone weighting wt1(v1)

Text.: Q22. Which of the following age ranges do you fall in?

Absolute Break % Respondents	Weighted base	C1 - Area / Zone					
		1	2	3	4	5	6
Weighted base	1000	279	82	221	208	99	110
Q22. Age							
16 - 24	122 12.2%	37 13.3%	9 11.5%	28 12.7%	28 13.5%	9 9.5%	9 8.5%
25 - 34	174 17.4%	55 19.7%	9 11.5%	37 16.7%	37 17.8%	18 18.2%	18 16.3%
35 - 44	183 18.3%	55 19.7%	18 22.1%	37 16.7%	37 17.8%	18 18.2%	18 16.3%
45 - 54	165 16.5%	46 16.5%	9 11.5%	37 16.7%	37 17.8%	18 18.2%	18 16.3%
55 - 64	121 12.1%	28 10.1%	9 11.5%	28 12.7%	28 13.5%	9 9.5%	18 16.3%
65 +	174 17.4%	46 16.5%	18 22.1%	37 16.7%	37 17.8%	18 18.2%	18 16.3%
Refused	60 6.0%	12 4.3%	8 9.8%	17 7.7%	4 1.9%	8 8.1%	11 10.0%

Text.: Q23. Sex

Q23. Sex by C1 - Area / Zone weighting wt1(v1)

Absolute Break % Respondents	Weighted base	C1 - Area / Zone					
		1	2	3	4	5	6
Weighted base	1000	279	82	221	208	99	110
Q23. Sex							
Male	306 30.6%	98 35.0%	20 24.9%	81 36.7%	65 31.0%	17 17.4%	25 22.9%
Female	693 69.4%	181 65.0%	61 75.1%	140 63.3%	144 69.0%	82 82.6%	85 77.1%

Q25. Social Grade by C1 - Area / Zone weighting wt1(v1)

Text.: Q25. Social Grade

Absolute Break % Respondents	Weighted base	C1 - Area / Zone					
		1	2	3	4	5	6
Weighted base	1000	279	82	221	208	99	110
Missing							
No reply	1 0.1%	1 0.2%	-	-	-	-	-
Q25. Social Grade							
A	12 1.2%	3 0.9%	0 0.3%	3 1.5%	3 1.4%	0 0.4%	3 2.4%
B	168 16.8%	51 18.4%	10 12.0%	49 22.2%	27 13.1%	18 18.6%	12 10.6%
C1	307 30.7%	93 33.5%	31 37.6%	72 32.4%	51 24.6%	37 37.1%	23 20.9%
C2	183 18.3%	48 17.1%	12 15.2%	37 16.8%	46 22.2%	14 14.2%	25 23.0%
D	100 10.0%	19 6.7%	10 12.3%	21 9.7%	28 13.3%	8 7.9%	14 12.6%
E1 Retired/State Pension	56 5.6%	16 5.6%	7 8.8%	6 2.8%	15 7.2%	7 6.9%	5 4.8%
E2 Unemployed	40 4.0%	9 3.2%	1 1.1%	4 2.0%	13 6.2%	6 5.6%	7 6.3%
Refused	134 13.4%	41 14.5%	10 12.7%	28 12.6%	25 12.0%	9 9.4%	21 19.4%

Basic Pop Woking Area Profile Report

Project: Census and Expenditure
Prepared For: Woking
Prepared By: KEB



Area: Woking
Comparison Area: Great Britain

Description	Value	Area %	Comparison Area %	Index
2001 Census Great Britain				
Population counts				
Population summary				
Usually resident population 2001	89,840	100.00	100.00	100
Private households 2001	37,943	100.00	100.00	100
Social Grade (MRS Approximated)				
All people aged 16 to 64 in households				
All people aged 16 to 64 in households	58,002	100.00	100.00	100
AB Higher and intermediate managerial/administrative/professional	22,348	38.53	24.89	155
C1 Supervisory, clerical, junior managerial/administrative/professional	18,336	31.61	29.56	107
C2 Skilled manual workers	7,405	12.77	18.29	70
D Semi-skilled and unskilled manual workers	8,155	14.06	20.51	69
E On state benefit, unemployed, lowest grade workers	1,758	3.03	6.75	45
Household and family				
Cars or vans				
All households	36,942	100.00	100.00	100
No car or van	5,572	15.08	27.47	55
1 car or van	15,550	42.09	43.75	96
2 cars or vans	12,342	33.41	23.08	145
3 cars or vans	2,631	7.12	4.37	163
4 or more cars or vans	847	2.29	1.33	172
Age				
Resident population by 10-year bands				
All people	89,840	100.00	100.00	100
Age 0 - 4 years	5,679	6.32	5.90	107
Age 5 - 14 years	11,719	13.04	12.89	101
Age 15 - 24 years	9,687	10.78	12.21	88
Age 25 - 34 years	13,971	15.55	14.22	109
Age 35 - 44 years	14,584	16.23	14.94	109
Age 45 - 54 years	12,269	13.66	13.27	103
Age 55 - 64 years	8,830	9.83	10.61	93
Age 65 - 74 years	6,794	7.56	8.43	90
Age 75+ years	6,307	7.02	7.54	93

© MapInfo Corporation. Crown Copyright Reserved.

Area: Woking
Comparison Area: Great Britain

Description	Value	Area %	Comparison Area %	Index
Ethnic Group				
England, Wales and Scotland				
All people	89,840	100.00	100.00	100
White	82,001	91.27	91.90	99
Mixed	1,228	1.37	1.18	116
Indian	961	1.07	1.84	58
Pakistani	3,517	3.91	1.31	299
Bangladeshi	288	0.32	0.50	65
Black	447	0.50	2.01	25
Caribbean	170	38.03	49.29	77
African	222	49.66	42.24	118
Other Black	55	12.30	8.47	145
Chinese	424	0.47	0.43	111
Other Ethnic Group	974	1.08	0.83	130

Per Cap Exp Woking Area Profile Report



Project: Census and Expenditure
Prepared For: Woking
Prepared By: KEB

Area: Woking
Comparison Area: Great Britain

Description	Value	Area %	Comparison Area %	Index
2001 Expenditure Estimates				
Population and household counts				
Usually resident population 2001	90,098	100.00	100.00	100
Consumer retail expenditure estimates				
Per person				
Food - expenditure per person	1,170	24.68	25.70	96
Alcoholic drink - expenditure per person	181	3.82	4.62	83
Tobacco - expenditure per person	228	4.81	6.18	78
Books, newspapers and magazines - expenditure per person	160	3.38	3.11	108
Books - expenditure per person	60	1.27	1.18	107
Newspapers and magazines - expenditure per person	99	2.09	1.93	108
Clothing and footwear - expenditure per person	720	15.19	15.60	97
Footwear - expenditure per person	91	1.92	1.96	98
Clothing - expenditure per person	629	13.27	13.64	97
Furniture, floor coverings and household textiles - expenditure per person	395	8.33	8.36	100
Furniture and floor coverings - expenditure per person	285	6.01	6.36	95
Household textiles and soft furnishings - expenditure per person	110	2.32	2.01	115
Audio-visual equipment and other durables - expenditure per person	464	9.79	10.25	96
Domestic appliances - expenditure per person	104	2.19	2.31	95
Audio-visual, photographic and optical goods - expenditure per person	347	7.32	7.64	96
Telephone and fax equipment - expenditure per person	13	0.27	0.30	91
Hardware and DIY supplies - expenditure per person	288	6.08	5.93	102
China, glass and hardware - expenditure per person	179	3.78	3.27	116
DIY and decorators' supplies - expenditure per person	109	2.30	2.66	86
Other goods - expenditure per person	1,134	23.92	20.25	118
Chemists' goods - expenditure per person	417	8.80	7.06	125
Jewellery, watches and clocks - expenditure per person	87	1.84	1.58	116
Non-durable household goods - expenditure per person	69	1.46	1.26	116
Bicycles - expenditure per person	20	0.42	0.40	105
Recreational and other miscellaneous goods - expenditure per person	540	11.39	9.95	115
Convenience goods - expenditure per person	1,747	36.86	39.69	93
Comparison goods - expenditure per person	2,993	63.14	60.31	105
Total goods - expenditure per person	4,740	100.00	100.00	119

House Exp Woking Area Profile Report



Project: Census and Expenditure
Prepared For: Woking
Prepared By: KEB

Area: Woking
Comparison Area: Great Britain

Description	Value	Area %	Comparison Area %	Index
2001 Expenditure Estimates				
Population and household counts				
Private households 2001	37,916	100.00	100.00	100
Consumer retail expenditure estimates				
Per household				
Food - expenditure per household	2,779	24.68	25.69	96
Alcoholic drink - expenditure per household	430	3.82	4.62	83
Tobacco - expenditure per household	541	4.80	6.19	78
Books, newspapers and magazines - expenditure per household	379	3.37	3.12	108
Books - expenditure per household	143	1.27	1.19	107
Newspapers and magazines - expenditure per household	236	2.10	1.94	108
Clothing and footwear - expenditure per household	1,711	15.19	15.59	97
Footwear - expenditure per household	215	1.91	1.96	97
Clothing - expenditure per household	1,496	13.28	13.63	97
Furniture, floor coverings and household textiles - expenditure per household	939	8.34	8.34	100
Furniture and floor coverings - expenditure per household	678	6.02	6.34	95
Household textiles and soft furnishings - expenditure per household	261	2.32	2.00	116
Audio-visual equipment and other durables - expenditure per household	1,103	9.79	10.27	95
Domestic appliances - expenditure per household	248	2.20	2.32	95
Audio-visual, photographic and optical goods - expenditure per household	824	7.32	7.65	96
Telephone and fax equipment - expenditure per household	32	0.28	0.30	93
Hardware and DIY supplies - expenditure per household	685	6.08	5.92	103
China, glass and hardware - expenditure per household	426	3.78	3.26	116
DIY and decorators' supplies - expenditure per household	259	2.30	2.65	87
Other goods - expenditure per household	2,695	23.93	20.26	118
Chemists' goods - expenditure per household	991	8.80	7.06	125
Jewellery, watches and clocks - expenditure per household	207	1.84	1.59	116
Non-durable household goods - expenditure per household	164	1.46	1.26	115
Bicycles - expenditure per household	48	0.43	0.40	106
Recreational and other miscellaneous goods - expenditure per household	1,284	11.40	9.94	115
Convenience goods - expenditure per household	4,151	36.86	39.70	93
Comparison goods - expenditure per household	7,112	63.15	60.30	105
Total goods - expenditure per household	11,262	100.00	100.00	123

Total Exp Woking

Area Profile Report



Project: Census and Expenditure
 Prepared For: Woking
 Prepared By: KEB

Area: Woking
 Comparison Area: Great Britain

Description	Value	Area %	Comparison Area %	Index
2001 Expenditure Estimates				
Population and household counts				
Usually resident population 2001	90,098	100.00	100.00	100
Consumer retail expenditure estimates				
Total				
Food - total expenditure	105,384,900	24.68	25.69	96
Alcoholic drink - total expenditure	16,293,980	3.82	4.62	83
Tobacco - total expenditure	20,526,700	4.81	6.19	78
Books, newspapers and magazines - total expenditure	14,378,110	3.37	3.12	108
Books - total expenditure	5,439,132	1.27	1.18	108
Newspapers and magazines - total expenditure	8,938,981	2.09	1.94	108
Clothing and footwear - total expenditure	64,871,730	15.19	15.59	97
Footwear - total expenditure	8,164,806	1.91	1.96	97
Clothing - total expenditure	56,706,930	13.28	13.63	97
Furniture, floor coverings and household textiles - total expenditure	35,608,490	8.34	8.35	100
Furniture and floor coverings - total expenditure	25,694,720	6.02	6.34	95
Household textiles and soft furnishings - total expenditure	9,913,773	2.32	2.01	116
Audio-visual equipment and other durables - total expenditure	41,827,610	9.80	10.27	95
Domestic appliances - total expenditure	9,389,207	2.20	2.32	95
Audio-visual, photographic and optical goods - total expenditure	31,227,060	7.31	7.64	96
Telephone and fax equipment - total expenditure	1,211,345	0.28	0.31	93
Hardware and DIY supplies - total expenditure	25,967,010	6.08	5.92	103
China, glass and hardware - total expenditure	16,140,380	3.78	3.27	116
DIY and decorators' supplies - total expenditure	9,826,629	2.30	2.66	87
Other goods - total expenditure	102,167,100	23.93	20.25	118
Chemists' goods - total expenditure	37,575,930	8.80	7.06	125
Jewellery, watches and clocks - total expenditure	7,863,495	1.84	1.59	116
Non-durable household goods - total expenditure	6,233,852	1.46	1.26	116
Bicycles - total expenditure	1,820,518	0.43	0.41	105
Recreational and other miscellaneous goods - total expenditure	48,673,300	11.40	9.94	115
Convenience goods - total expenditure	157,378,500	36.85	39.70	93
Comparison goods - total expenditure	269,647,200	63.15	60.30	105
Total goods - total expenditure	427,025,700	100.00	100.00	100

Goad Centre Category Report

(Floorspace sq ft)



Centre: Aldershot
 Base: All UK Centres
 Centre Selection: All Outlets
 Survey Date: 19/03/2003

Category	Floorspace sq ft	Area %	Base %	Index
Retail				
Convenience				
Bakers & Confectioners	3,700	0.36	0.67	54
Butchers	0	0.00	0.30	0
Confectionery, Tobacco & News	1,000	0.10	0.49	20
Convenience Stores	8,200	0.81	0.33	245
Fishmongers	0	0.00	0.04	0
Frozen Foods	7,900	0.78	0.61	127
Greengrocers	0	0.00	0.16	0
Grocers & Delicatessens	2,100	0.21	0.38	55
Health Foods	3,500	0.34	0.20	172
Markets	36,300	3.57	0.84	423
Off Licences	600	0.06	0.31	19
Shoe Repairs & Key Cutting	500	0.05	0.10	47
Supermarkets	14,500	1.43	6.37	22
Total Convenience	78,300	7.71	10.82	71
Comparison				
Antique Shops	1,000	0.10	0.26	38
Art & Art Dealers	1,700	0.17	0.31	54
Booksellers	3,600	0.35	0.49	73
Carpets & Flooring	2,700	0.27	0.49	54
Catalogue Showrooms	8,100	0.80	0.58	139
Charity Shops	8,000	0.79	0.88	90
Chemist & Drugstores	15,700	1.55	1.28	120
Childrens & Infants Wear	13,100	1.29	0.54	240
Clothing General	56,200	5.53	2.47	224
Crafts, Gifts, China & Glass	2,900	0.29	0.60	47
Cycles & Accessories	0	0.00	0.13	0
Department & Variety Stores	27,500	2.71	5.21	52
DIY & Home Improvement	6,600	0.65	1.04	62
Electrical & Other Durable Goods	5,400	0.53	1.24	43
Florists	2,300	0.23	0.25	90
Footwear	7,200	0.71	0.94	75
Furniture Fitted	0	0.00	0.24	0
Furniture General	11,200	1.10	1.73	64
Gardens & Equipment	0	0.00	0.06	0
Greeting Cards	5,100	0.50	0.62	81
Hardware & Household Goods	37,600	3.70	1.83	202
Jewellery, Watches & Silver	3,400	0.33	0.65	52
Ladies & Mens Wear & Acc.	0	0.00	0.50	0
Ladies Wear & Accessories	14,600	1.44	2.46	58
Leather & Travel Goods	0	0.00	0.11	0
Mens Wear & Accessories	5,200	0.51	0.72	71
Music & Musical Instruments	1,800	0.18	0.11	164
Music & Video Recordings	4,000	0.39	0.42	94
Newsagents & Stationers	10,500	1.03	0.62	166
Office Supplies	0	0.00	0.11	0
Other Comparison Goods	2,300	0.23	0.51	45
Photographic & Optical	700	0.07	0.10	70
Secondhand Goods, Books, etc.	0	0.00	0.14	0
Sports, Camping & Leisure Goods	19,900	1.96	1.01	193
Telephones & Accessories	10,000	0.98	0.42	233

Goad Centre Category Report

(Floorspace sq ft)



Centre: Aldershot
 Base: All UK Centres
 Centre Selection: All Outlets
 Survey Date: 19/03/2003

Category	Floorspace sq ft	Area %	Base %	Index
Textiles & Soft Furnishings	12,800	1.26	0.63	200
Toiletries, Cosmetics & Beauty Products	7,300	0.72	0.62	116
Toys, Games & Hobbies	6,900	0.68	0.55	123
Vehicle & Motorcycle Sales	18,500	1.82	0.65	280
Vehicle Accessories	3,800	0.37	0.26	145
Total Comparison	337,600	33.23	31.78	105

Retail Service

Clothing & Fancy Dress Hire	0	0.00	0.02	0
Dry Cleaners & Launderettes	3,500	0.34	0.31	111
Filling Stations	0	0.00	0.07	0
Health & Beauty	9,500	0.94	1.89	50
Opticians	6,200	0.61	0.63	97
Other Retail Services	6,200	0.61	0.26	239
Photo Processing	0	0.00	0.13	0
Photo Studio	1,500	0.15	0.06	242
Post Offices	34,700	3.42	0.81	423
Repairs, Alterations & Restoration	0	0.00	0.07	0
Travel Agents	4,600	0.45	0.68	67
TV, Cable & Video Rental	1,000	0.10	0.03	307
Vehicle Rental	1,500	0.15	0.04	361
Vehicle Repairs & Services	0	0.00	0.57	0
Video Tape Rental	2,500	0.25	0.28	89
Total Retail Service	71,200	7.01	5.85	120

Other Retail

Other Retail Outlets	0	0.00	0.01	0
Total Other Retail	0	0.00	0.01	0

Total Retail	487,100	47.94		
---------------------	----------------	--------------	--	--

Service

Leisure Services

Bars & Wine Bars	0	0.00	1.57	0
Bingo & Amusements	18,600	1.83	0.88	208
Cafes	11,200	1.10	1.02	108
Casinos & Betting Offices	5,600	0.55	0.55	101
Cinemas, Theatres & Concert Halls	6,300	0.62	1.19	52
Clubs	5,700	0.56	1.23	45
Disco, Dance & Nightclubs	6,700	0.66	0.36	185
Fast Food & Take Away	20,500	2.02	1.64	123
Hotels & Guest Houses	0	0.00	1.25	0
Public Houses	31,700	3.12	3.61	86
Restaurants	11,800	1.16	2.52	46
Sports & Leisure Facilities	0	0.00	1.12	0
Total Leisure Services	118,100	11.62	16.94	69

Financial & Business Services

Building Societies	1,400	0.14	0.37	37
Building Supplies & Services	11,000	1.08	0.53	205
Business Goods & Services	0	0.00	0.06	0
Employment & Careers	3,100	0.31	0.30	103
Financial Services	14,400	1.42	0.81	176
Legal Services	6,700	0.66	0.70	94

Goad Centre Category Report

(Floorspace sq ft)



Centre: Aldershot
 Base: All UK Centres
 Centre Selection: All Outlets
 Survey Date: 19/03/2003

Category	Floorspace sq ft	Area %	Base %	Index
Other Business Services	4,600	0.45	0.28	164
Printing & Copying	3,700	0.36	0.20	178
Property Services	16,400	1.61	1.38	117
Retail Banks	21,700	2.14	2.72	79
Total Financial & Business Services	83,000	8.17	7.35	111
Public Services				
Educational Institutions	1,400	0.14	1.06	13
Emergency Services	0	0.00	0.57	0
Government & Municipal Buildings	21,600	2.13	2.52	85
Information & Advice Centres	13,700	1.35	0.36	373
Libraries, Museums & Art Galleries	7,100	0.70	0.93	75
Total Public Services	43,800	4.31	5.43	79
Health & Medical Services				
Medical Services	0	0.00	0.76	0
Total Health & Medical Services	0	0.00	0.76	0
Religious Services				
Religious Institutions	17,000	1.67	1.83	92
Total Religious Services	17,000	1.67	1.83	92
Transport Services				
Car Parks	116,100	11.43	5.13	223
Taxis & Mini-cabs	0	0.00	0.07	0
Transport Facilities	600	0.06	0.21	28
Total Transport Services	116,700	11.49	5.41	212
Total Service	378,600	37.26		
Vacant				
Vacant Non-Retail				
Vacant Other Buildings	15,500	1.53	0.71	214
Total Vacant Non-Retail	15,500	1.53	0.71	214
Vacant Retail				
Vacant Retail/Service	66,900	6.58	5.40	122
Total Vacant Retail	66,900	6.58	5.40	122
Total Vacant	82,400	8.11		
Commerce				
General Offices				
Offices	47,400	4.67	5.35	87
Total General Offices	47,400	4.67	5.35	87
Industrial Activities				
Works, Warehouses & Factories	1,500	0.15	1.14	13
Total Industrial Activities	1,500	0.15	1.14	13
Unclassified Building				
Entrance & Stores	19,000	1.87	0.87	215
Total Unclassified Building	19,000	1.87	0.87	215

Goad Centre Category Report

(Floorspace sq ft)



Centre: Aldershot
Base: All UK Centres
Centre Selection: All Outlets
Survey Date: 19/03/2003

Category	Floorspace sq ft	Area %	Base %	Index
Wholesale Trade				
Wholesalers	0	0.00	0.08	0
Total Wholesale Trade	0	0.00	0.08	0
<hr/>				
Total Commerce	67,900	6.68		
<hr/>				
Centre Total	1,016,000 sq ft (Ground Floor footprint)			

Goad Centre Category Report

(Outlet Count)



Centre: Aldershot
 Base: All UK Centres
 Centre Selection: All Outlets
 Survey Date: 19/03/2003

Category	Outlets	Area %	Base %	Index
Retail				
Convenience				
Bakers & Confectioners	5	1.36	1.49	91
Butchers	0	0.00	0.64	0
Confectionery, Tobacco & News	1	0.27	1.22	22
Convenience Stores	4	1.09	0.44	249
Fishmongers	0	0.00	0.12	0
Frozen Foods	1	0.27	0.26	105
Greengrocers	0	0.00	0.36	0
Grocers & Delicatessens	2	0.54	0.67	81
Health Foods	4	1.09	0.45	241
Markets	1	0.27	0.12	230
Off Licences	1	0.27	0.55	50
Shoe Repairs & Key Cutting	2	0.54	0.42	131
Supermarkets	1	0.27	0.69	39
Total Convenience	22	5.98	7.43	80
Comparison				
Antique Shops	1	0.27	0.54	51
Art & Art Dealers	1	0.27	0.65	42
Booksellers	2	0.54	0.65	83
Carpets & Flooring	2	0.54	0.50	108
Catalogue Showrooms	1	0.27	0.17	156
Charity Shops	7	1.90	1.81	105
Chemist & Drugstores	2	0.54	0.96	57
Childrens & Infants Wear	2	0.54	0.66	83
Clothing General	14	3.80	1.84	207
Crafts, Gifts, China & Glass	3	0.82	1.37	60
Cycles & Accessories	0	0.00	0.21	0
Department & Variety Stores	2	0.54	0.66	82
DIY & Home Improvement	3	0.82	0.64	126
Electrical & Other Durable Goods	5	1.36	1.58	86
Florists	3	0.82	0.76	107
Footwear	4	1.09	1.33	82
Furniture Fitted	0	0.00	0.33	0
Furniture General	3	0.82	1.17	70
Gardens & Equipment	0	0.00	0.07	0
Greeting Cards	3	0.82	1.06	77
Hardware & Household Goods	3	0.82	1.28	64
Jewellery, Watches & Silver	4	1.09	1.67	65
Ladies & Mens Wear & Acc.	0	0.00	0.54	0
Ladies Wear & Accessories	9	2.45	3.64	67
Leather & Travel Goods	0	0.00	0.24	0
Mens Wear & Accessories	4	1.09	1.08	101
Music & Musical Instruments	1	0.27	0.19	141
Music & Video Recordings	4	1.09	0.50	218
Newsagents & Stationers	3	0.82	0.55	149
Office Supplies	0	0.00	0.09	0
Other Comparison Goods	2	0.54	0.67	81
Photographic & Optical	1	0.27	0.23	118
Secondhand Goods, Books, etc.	0	0.00	0.30	0
Sports, Camping & Leisure Goods	7	1.90	1.01	188
Telephones & Accessories	8	2.17	0.94	230

Goad Centre Category Report

(Outlet Count)



Centre: Aldershot
 Base: All UK Centres
 Centre Selection: All Outlets
 Survey Date: 19/03/2003

Category	Outlets	Area %	Base %	Index
Textiles & Soft Furnishings	4	1.09	0.93	117
Toiletries, Cosmetics & Beauty Products	2	0.54	0.64	84
Toys, Games & Hobbies	5	1.36	0.83	163
Vehicle & Motorcycle Sales	2	0.54	0.31	174
Vehicle Accessories	2	0.54	0.28	197
Total Comparison	119	32.34	32.89	98

Retail Service

Clothing & Fancy Dress Hire	0	0.00	0.06	0
Dry Cleaners & Launderettes	4	1.09	0.78	139
Filling Stations	0	0.00	0.16	0
Health & Beauty	12	3.26	4.66	70
Opticians	5	1.36	1.23	110
Other Retail Services	3	0.82	0.38	217
Photo Processing	0	0.00	0.42	0
Photo Studio	2	0.54	0.15	370
Post Offices	2	0.54	0.41	132
Repairs, Alterations & Restoration	0	0.00	0.21	0
Travel Agents	4	1.09	1.36	80
TV, Cable & Video Rental	1	0.27	0.06	452
Vehicle Rental	1	0.27	0.05	581
Vehicle Repairs & Services	0	0.00	0.45	0
Video Tape Rental	1	0.27	0.34	79
Total Retail Service	35	9.51	10.72	89

Other Retail

Other Retail Outlets	0	0.00	0.01	0
Total Other Retail	0	0.00	0.01	0

Total Retail

176 47.83

Service

Leisure Services

Bars & Wine Bars	0	0.00	1.19	0
Bingo & Amusements	5	1.36	0.50	270
Cafes	8	2.17	2.16	100
Casinos & Betting Offices	3	0.82	0.92	89
Cinemas, Theatres & Concert Halls	1	0.27	0.23	120
Clubs	1	0.27	0.78	35
Disco, Dance & Nightclubs	1	0.27	0.16	168
Fast Food & Take Away	13	3.53	3.72	95
Hotels & Guest Houses	0	0.00	0.43	0
Public Houses	9	2.45	2.97	82
Restaurants	7	1.90	3.69	52
Sports & Leisure Facilities	0	0.00	0.24	0
Total Leisure Services	48	13.04	16.99	77

Financial & Business Services

Building Societies	1	0.27	0.53	51
Building Supplies & Services	3	0.82	0.61	133
Business Goods & Services	0	0.00	0.04	0
Employment & Careers	2	0.54	0.61	90
Financial Services	10	2.72	1.48	183
Legal Services	5	1.36	1.03	132

Goad Centre Category Report

(Outlet Count)



Centre: Aldershot
 Base: All UK Centres
 Centre Selection: All Outlets
 Survey Date: 19/03/2003

Category	Outlets	Area %	Base %	Index
Other Business Services	2	0.54	0.26	210
Printing & Copying	4	1.09	0.35	307
Property Services	13	3.53	2.71	130
Retail Banks	8	2.17	2.40	91
Total Financial & Business Services	48	13.04	10.03	130
Public Services				
Educational Institutions	1	0.27	0.32	84
Emergency Services	0	0.00	0.14	0
Government & Municipal Buildings	6	1.63	1.03	159
Information & Advice Centres	6	1.63	0.56	289
Libraries, Museums & Art Galleries	1	0.27	0.38	72
Total Public Services	14	3.80	2.43	156
Health & Medical Services				
Medical Services	0	0.00	0.87	0
Total Health & Medical Services	0	0.00	0.87	0
Religious Services				
Religious Institutions	2	0.54	0.67	81
Total Religious Services	2	0.54	0.67	81
Transport Services				
Car Parks	8	2.17	2.45	89
Taxis & Mini-cabs	0	0.00	0.28	0
Transport Facilities	2	0.54	0.26	209
Total Transport Services	10	2.72	2.99	91
Total Service	122	33.15		
Vacant				
Vacant Non-Retail				
Vacant Other Buildings	1	0.27	0.43	63
Total Vacant Non-Retail	1	0.27	0.43	63
Vacant Retail				
Vacant Retail/Service	37	10.05	8.17	123
Total Vacant Retail	37	10.05	8.17	123
Total Vacant	38	10.33		
Commerce				
General Offices				
Offices	23	6.25	3.72	168
Total General Offices	23	6.25	3.72	168
Industrial Activities				
Works, Warehouses & Factories	1	0.27	0.47	58
Total Industrial Activities	1	0.27	0.47	58
Unclassified Building				
Entrance & Stores	8	2.17	1.56	140
Total Unclassified Building	8	2.17	1.56	140

Goald Centre Category Report (Outlet Count)



Centre: Aldershot
Base: All UK Centres
Centre Selection: All Outlets
Survey Date: 19/03/2003

Category	Outlets	Area %	Base %	Index
Wholesale Trade				
Wholesalers	0	0.00	0.09	0
Total Wholesale Trade	0	0.00	0.09	0
Total Commerce	32	8.70		
Centre Total	368 Outlets			

Goad Centre Category Report

(Outlet Count)



Centre: Aldershot
Base: All UK Centres
Centre Selection: All Outlets
Survey Date: 19/03/2003

Category	Outlets	Area %	Base %	Index
Distribution of Outlets by Floorspace				
Under 1,000 square feet	122	33.15	38.96	85
Between 1,000 and 2,499 square feet	145	39.40	39.78	99
Between 2,500 and 4,999 square feet	56	15.22	12.56	121
Between 5,000 and 9,999 square feet	32	8.70	5.06	172
Between 10,000 and 14,999 square feet	6	1.63	1.50	108
Between 15,000 and 19,999 square feet	1	0.27	0.70	39
Between 20,000 and 29,999 square feet	2	0.54	0.69	78
30,000 square feet and above	4	1.09	0.74	147

Goad Centre Category Report

(Floorspace sq ft)



Centre: Bracknell
 Base: All UK Centres
 Centre Selection: All Outlets
 Survey Date: 03/11/2003

Category	Floorspace sq ft	Area %	Base %	Index
Retail				
Convenience				
Bakers & Confectioners	4,100	0.45	0.67	67
Butchers	1,100	0.12	0.30	40
Confectionery, Tobacco & News	700	0.08	0.49	16
Convenience Stores	6,500	0.72	0.33	217
Fishmongers	0	0.00	0.04	0
Frozen Foods	7,400	0.82	0.61	133
Greengrocers	0	0.00	0.16	0
Grocers & Delicatessens	0	0.00	0.38	0
Health Foods	3,200	0.35	0.20	176
Markets	18,200	2.01	0.84	238
Off Licences	0	0.00	0.31	0
Shoe Repairs & Key Cutting	200	0.02	0.10	21
Supermarkets	36,900	4.07	6.37	64
Total Convenience	78,300	8.63	10.82	80
Comparison				
Antique Shops	0	0.00	0.26	0
Art & Art Dealers	500	0.06	0.31	18
Booksellers	12,200	1.34	0.49	276
Carpets & Flooring	3,600	0.40	0.49	81
Catalogue Showrooms	7,200	0.79	0.58	138
Charity Shops	8,200	0.90	0.88	103
Chemist & Drugstores	10,700	1.18	1.28	92
Childrens & Infants Wear	14,300	1.58	0.54	294
Clothing General	14,200	1.57	2.47	63
Crafts, Gifts, China & Glass	5,900	0.65	0.60	108
Cycles & Accessories	0	0.00	0.13	0
Department & Variety Stores	59,100	6.52	5.21	125
DIY & Home Improvement	1,400	0.15	1.04	15
Electrical & Other Durable Goods	11,500	1.27	1.24	102
Florists	1,300	0.14	0.25	57
Footwear	7,700	0.85	0.94	90
Furniture Fitted	2,200	0.24	0.24	100
Furniture General	7,800	0.86	1.73	50
Gardens & Equipment	0	0.00	0.06	0
Greeting Cards	6,200	0.68	0.62	110
Hardware & Household Goods	15,700	1.73	1.83	94
Jewellery, Watches & Silver	5,200	0.57	0.65	89
Ladies & Mens Wear & Acc.	0	0.00	0.50	0
Ladies Wear & Accessories	26,500	2.92	2.46	119
Leather & Travel Goods	0	0.00	0.11	0
Mens Wear & Accessories	7,700	0.85	0.72	118
Music & Musical Instruments	0	0.00	0.11	0
Music & Video Recordings	8,100	0.89	0.42	214
Newsagents & Stationers	8,300	0.92	0.62	147
Office Supplies	1,200	0.13	0.11	120
Other Comparison Goods	3,100	0.34	0.51	67
Photographic & Optical	1,100	0.12	0.10	123
Secondhand Goods, Books, etc.	0	0.00	0.14	0
Sports, Camping & Leisure Goods	7,600	0.84	1.01	83
Telephones & Accessories	3,900	0.43	0.42	102

Goad Centre Category Report

(Floorspace sq ft)



Centre: Bracknell
 Base: All UK Centres
 Centre Selection: All Outlets
 Survey Date: 03/11/2003

Category	Floorspace sq ft	Area %	Base %	Index
Textiles & Soft Furnishings	5,600	0.62	0.63	98
Toiletries, Cosmetics & Beauty Products	7,800	0.86	0.62	139
Toys, Games & Hobbies	5,800	0.64	0.55	116
Vehicle & Motorcycle Sales	0	0.00	0.65	0
Vehicle Accessories	0	0.00	0.26	0
Total Comparison	281,600	31.04	31.78	98

Retail Service

Clothing & Fancy Dress Hire	0	0.00	0.02	0
Dry Cleaners & Launderettes	1,900	0.21	0.31	68
Filling Stations	0	0.00	0.07	0
Health & Beauty	10,800	1.19	1.89	63
Opticians	6,100	0.67	0.63	107
Other Retail Services	800	0.09	0.26	34
Photo Processing	1,600	0.18	0.13	136
Photo Studio	0	0.00	0.06	0
Post Offices	26,500	2.92	0.81	362
Repairs, Alterations & Restoration	0	0.00	0.07	0
Travel Agents	7,100	0.78	0.68	116
TV, Cable & Video Rental	0	0.00	0.03	0
Vehicle Rental	8,700	0.96	0.04	2,345
Vehicle Repairs & Services	0	0.00	0.57	0
Video Tape Rental	0	0.00	0.28	0
Total Retail Service	63,500	7.00	5.85	120

Other Retail

Other Retail Outlets	0	0.00	0.01	0
Total Other Retail	0	0.00	0.01	0

Total Retail	423,400	46.68		
---------------------	----------------	--------------	--	--

Service

Leisure Services

Bars & Wine Bars	0	0.00	1.57	0
Bingo & Amusements	5,300	0.58	0.88	66
Cafes	7,400	0.82	1.02	80
Casinos & Betting Offices	6,600	0.73	0.55	133
Cinemas, Theatres & Concert Halls	0	0.00	1.19	0
Clubs	7,700	0.85	1.23	69
Disco, Dance & Nightclubs	0	0.00	0.36	0
Fast Food & Take Away	12,000	1.32	1.64	81
Hotels & Guest Houses	0	0.00	1.25	0
Public Houses	15,100	1.66	3.61	46
Restaurants	1,300	0.14	2.52	6
Sports & Leisure Facilities	0	0.00	1.12	0
Total Leisure Services	55,400	6.11	16.94	36

Financial & Business Services

Building Societies	2,300	0.25	0.37	69
Building Supplies & Services	2,300	0.25	0.53	48
Business Goods & Services	0	0.00	0.06	0
Employment & Careers	18,000	1.98	0.30	671
Financial Services	1,600	0.18	0.81	22
Legal Services	1,200	0.13	0.70	19

Goad Centre Category Report

(Floorspace sq ft)



Centre: Bracknell
 Base: All UK Centres
 Centre Selection: All Outlets
 Survey Date: 03/11/2003

Category	Floorspace sq ft	Area %	Base %	Index
Other Business Services	0	0.00	0.28	0
Printing & Copying	6,100	0.67	0.20	329
Property Services	19,200	2.12	1.38	153
Retail Banks	27,900	3.08	2.72	113
Total Financial & Business Services	78,600	8.66	7.35	118

Public Services				
Educational Institutions	5,100	0.56	1.06	53
Emergency Services	22,600	2.49	0.57	435
Government & Municipal Buildings	31,400	3.46	2.52	138
Information & Advice Centres	11,200	1.23	0.36	342
Libraries, Museums & Art Galleries	5,400	0.60	0.93	64
Total Public Services	75,700	8.35	5.43	154

Health & Medical Services				
Medical Services	4,200	0.46	0.76	61
Total Health & Medical Services	4,200	0.46	0.76	61

Religious Services				
Religious Institutions	10,300	1.14	1.83	62
Total Religious Services	10,300	1.14	1.83	62

Transport Services				
Car Parks	156,700	17.27	5.13	337
Taxis & Mini-cabs	0	0.00	0.07	0
Transport Facilities	6,200	0.68	0.21	321
Total Transport Services	162,900	17.96	5.41	332

Total Service 387,100 42.67

Vacant

Vacant Non-Retail				
Vacant Other Buildings	0	0.00	0.71	0
Total Vacant Non-Retail	0	0.00	0.71	0

Vacant Retail				
Vacant Retail/Service	24,400	2.69	5.40	50
Total Vacant Retail	24,400	2.69	5.40	50

Total Vacant 24,400 2.69

Commerce

General Offices				
Offices	71,200	7.85	5.35	147
Total General Offices	71,200	7.85	5.35	147

Industrial Activities				
Works, Warehouses & Factories	0	0.00	1.14	0
Total Industrial Activities	0	0.00	1.14	0

Unclassified Building				
Entrance & Stores	1,000	0.11	0.87	13
Total Unclassified Building	1,000	0.11	0.87	13

Goad Centre Category Report

(Floorspace sq ft)



Centre: Bracknell
Base: All UK Centres
Centre Selection: All Outlets
Survey Date: 03/11/2003

Category	Floorspace sq ft	Area %	Base %	Index
Wholesale Trade				
Wholesalers	0	0.00	0.08	0
Total Wholesale Trade	0	0.00	0.08	0
<hr/>				
Total Commerce	72,200	7.96		
<hr/>				
Centre Total	907,100 sq ft (Ground Floor footprint)			

Goad Centre Category Report

(Outlet Count)



Centre: Bracknell
 Base: All UK Centres
 Centre Selection: All Outlets
 Survey Date: 03/11/2003

Category	Outlets	Area %	Base %	Index
Retail				
Convenience				
Bakers & Confectioners	3	1.18	1.49	79
Butchers	1	0.39	0.64	61
Confectionery, Tobacco & News	1	0.39	1.22	32
Convenience Stores	2	0.79	0.44	181
Fishmongers	0	0.00	0.12	0
Frozen Foods	1	0.39	0.26	152
Greengrocers	0	0.00	0.36	0
Grocers & Delicatessens	0	0.00	0.67	0
Health Foods	3	1.18	0.45	262
Markets	1	0.39	0.12	333
Off Licences	0	0.00	0.55	0
Shoe Repairs & Key Cutting	1	0.39	0.42	95
Supermarkets	1	0.39	0.69	57
Total Convenience	14	5.51	7.43	74
Comparison				
Antique Shops	0	0.00	0.54	0
Art & Art Dealers	1	0.39	0.65	61
Booksellers	3	1.18	0.65	181
Carpets & Flooring	2	0.79	0.50	157
Catalogue Showrooms	1	0.39	0.17	226
Charity Shops	5	1.97	1.81	109
Chemist & Drugstores	3	1.18	0.96	123
Childrens & Infants Wear	5	1.97	0.66	299
Clothing General	3	1.18	1.84	64
Crafts, Gifts, China & Glass	5	1.97	1.37	144
Cycles & Accessories	0	0.00	0.21	0
Department & Variety Stores	2	0.79	0.66	119
DIY & Home Improvement	1	0.39	0.64	61
Electrical & Other Durable Goods	4	1.57	1.58	100
Florists	3	1.18	0.76	156
Footwear	4	1.57	1.33	119
Furniture Fitted	1	0.39	0.33	119
Furniture General	2	0.79	1.17	67
Gardens & Equipment	0	0.00	0.07	0
Greeting Cards	3	1.18	1.06	111
Hardware & Household Goods	3	1.18	1.28	92
Jewellery, Watches & Silver	6	2.36	1.67	141
Ladies & Mens Wear & Acc.	0	0.00	0.54	0
Ladies Wear & Accessories	10	3.94	3.64	108
Leather & Travel Goods	0	0.00	0.24	0
Mens Wear & Accessories	4	1.57	1.08	146
Music & Musical Instruments	0	0.00	0.19	0
Music & Video Recordings	2	0.79	0.50	158
Newsagents & Stationers	2	0.79	0.55	144
Office Supplies	1	0.39	0.09	421
Other Comparison Goods	2	0.79	0.67	117
Photographic & Optical	2	0.79	0.23	343
Secondhand Goods, Books, etc.	0	0.00	0.30	0
Sports, Camping & Leisure Goods	4	1.57	1.01	156
Telephones & Accessories	4	1.57	0.94	167

Goad Centre Category Report

(Outlet Count)



Centre: Bracknell
 Base: All UK Centres
 Centre Selection: All Outlets
 Survey Date: 03/11/2003

Category	Outlets	Area %	Base %	Index
Textiles & Soft Furnishings	3	1.18	0.93	127
Toiletries, Cosmetics & Beauty Products	3	1.18	0.64	183
Toys, Games & Hobbies	6	2.36	0.83	284
Vehicle & Motorcycle Sales	0	0.00	0.31	0
Vehicle Accessories	0	0.00	0.28	0
Total Comparison	100	39.37	32.89	120

Retail Service

Clothing & Fancy Dress Hire	0	0.00	0.06	0
Dry Cleaners & Launderettes	1	0.39	0.78	50
Filling Stations	0	0.00	0.16	0
Health & Beauty	9	3.54	4.66	76
Opticians	5	1.97	1.23	160
Other Retail Services	1	0.39	0.38	105
Photo Processing	2	0.79	0.42	186
Photo Studio	0	0.00	0.15	0
Post Offices	1	0.39	0.41	95
Repairs, Alterations & Restoration	0	0.00	0.21	0
Travel Agents	4	1.57	1.36	116
TV, Cable & Video Rental	0	0.00	0.06	0
Vehicle Rental	1	0.39	0.05	841
Vehicle Repairs & Services	0	0.00	0.45	0
Video Tape Rental	0	0.00	0.34	0
Total Retail Service	24	9.45	10.72	88

Other Retail

Other Retail Outlets	0	0.00	0.01	0
Total Other Retail	0	0.00	0.01	0

Total Retail

138 54.33

Service

Leisure Services

Bars & Wine Bars	0	0.00	1.19	0
Bingo & Amusements	2	0.79	0.50	157
Cafes	3	1.18	2.16	55
Casinos & Betting Offices	3	1.18	0.92	129
Cinemas, Theatres & Concert Halls	0	0.00	0.23	0
Clubs	3	1.18	0.78	152
Disco, Dance & Nightclubs	0	0.00	0.16	0
Fast Food & Take Away	9	3.54	3.72	95
Hotels & Guest Houses	0	0.00	0.43	0
Public Houses	3	1.18	2.97	40
Restaurants	1	0.39	3.69	11
Sports & Leisure Facilities	0	0.00	0.24	0
Total Leisure Services	24	9.45	16.99	56

Financial & Business Services

Building Societies	1	0.39	0.53	74
Building Supplies & Services	2	0.79	0.61	129
Business Goods & Services	0	0.00	0.04	0
Employment & Careers	12	4.72	0.61	779
Financial Services	2	0.79	1.48	53
Legal Services	1	0.39	1.03	38

Goald Centre Category Report (Outlet Count)



Centre: Bracknell
 Base: All UK Centres
 Centre Selection: All Outlets
 Survey Date: 03/11/2003

Category	Outlets	Area %	Base %	Index
Financial & Business Services				
Other Business Services	0	0.00	0.26	0
Printing & Copying	3	1.18	0.35	334
Property Services	12	4.72	2.71	174
Retail Banks	10	3.94	2.40	164
Total Financial & Business Services	43	16.93	10.03	169
Public Services				
Educational Institutions	2	0.79	0.32	245
Emergency Services	1	0.39	0.14	278
Government & Municipal Buildings	3	1.18	1.03	115
Information & Advice Centres	6	2.36	0.56	418
Libraries, Museums & Art Galleries	1	0.39	0.38	105
Total Public Services	13	5.12	2.43	210
Health & Medical Services				
Medical Services	3	1.18	0.87	135
Total Health & Medical Services	3	1.18	0.87	135
Religious Services				
Religious Institutions	1	0.39	0.67	59
Total Religious Services	1	0.39	0.67	59
Transport Services				
Car Parks	4	1.57	2.45	64
Taxis & Mini-cabs	0	0.00	0.28	0
Transport Facilities	2	0.79	0.26	302
Total Transport Services	6	2.36	2.99	79
Total Service	90	35.43		
Vacant				
Vacant Non-Retail				
Vacant Other Buildings	0	0.00	0.43	0
Total Vacant Non-Retail	0	0.00	0.43	0
Vacant Retail				
Vacant Retail/Service	14	5.51	8.17	67
Total Vacant Retail	14	5.51	8.17	67
Total Vacant	14	5.51		
Commerce				
General Offices				
Offices	11	4.33	3.72	116
Total General Offices	11	4.33	3.72	116
Industrial Activities				
Works, Warehouses & Factories	0	0.00	0.47	0
Total Industrial Activities	0	0.00	0.47	0
Unclassified Building				
Entrance & Stores	1	0.39	1.56	25
Total Unclassified Building	1	0.39	1.56	25

Goad Centre Category Report (Outlet Count)



Centre: Bracknell
Base: All UK Centres
Centre Selection: All Outlets
Survey Date: 03/11/2003

Category	Outlets	Area %	Base %	Index
Wholesale Trade				
Wholesalers	0	0.00	0.09	0
Total Wholesale Trade	0	0.00	0.09	0
Total Commerce	12	4.72		
Centre Total	254 Outlets			

Goad Centre Category Report

(Outlet Count)



Centre: Bracknell
Base: All UK Centres
Centre Selection: All Outlets
Survey Date: 03/11/2003

Category	Outlets	Area %	Base %	Index
Distribution of Outlets by Floorspace				
Under 1,000 square feet	51	20.08	38.96	52
Between 1,000 and 2,499 square feet	127	50.00	39.78	126
Between 2,500 and 4,999 square feet	44	17.32	12.56	138
Between 5,000 and 9,999 square feet	17	6.69	5.06	132
Between 10,000 and 14,999 square feet	5	1.97	1.50	131
Between 15,000 and 19,999 square feet	1	0.39	0.70	56
Between 20,000 and 29,999 square feet	4	1.57	0.69	227
30,000 square feet and above	5	1.97	0.74	266

Goad Centre Category Report

(Floorspace sq ft)



Centre: Camberley
 Base: All UK Centres
 Centre Selection: All Outlets
 Survey Date: 07/11/2003

Category	Floorspace sq ft	Area %	Base %	Index
Retail				
Convenience				
Bakers & Confectioners	4,600	0.52	0.67	77
Butchers	0	0.00	0.30	0
Confectionery, Tobacco & News	1,700	0.19	0.49	39
Convenience Stores	800	0.09	0.33	27
Fishmongers	0	0.00	0.04	0
Frozen Foods	0	0.00	0.61	0
Greengrocers	0	0.00	0.16	0
Grocers & Delicatessens	0	0.00	0.38	0
Health Foods	1,800	0.20	0.20	101
Markets	0	0.00	0.84	0
Off Licences	5,000	0.56	0.31	183
Shoe Repairs & Key Cutting	300	0.03	0.10	32
Supermarkets	17,200	1.94	6.37	30
Total Convenience	31,400	3.54	10.82	33
Comparison				
Antique Shops	600	0.07	0.26	26
Art & Art Dealers	3,400	0.38	0.31	123
Booksellers	4,000	0.45	0.49	92
Carpets & Flooring	7,400	0.83	0.49	169
Catalogue Showrooms	9,700	1.09	0.58	190
Charity Shops	6,600	0.74	0.88	85
Chemist & Drugstores	15,600	1.76	1.28	137
Childrens & Infants Wear	9,200	1.04	0.54	193
Clothing General	7,200	0.81	2.47	33
Crafts, Gifts, China & Glass	6,100	0.69	0.60	114
Cycles & Accessories	2,800	0.32	0.13	238
Department & Variety Stores	97,600	10.99	5.21	211
DIY & Home Improvement	4,000	0.45	1.04	43
Electrical & Other Durable Goods	9,500	1.07	1.24	86
Florists	300	0.03	0.25	13
Footwear	5,800	0.65	0.94	70
Furniture Fitted	7,400	0.83	0.24	343
Furniture General	17,500	1.97	1.73	114
Gardens & Equipment	0	0.00	0.06	0
Greeting Cards	7,300	0.82	0.62	133
Hardware & Household Goods	11,500	1.30	1.83	71
Jewellery, Watches & Silver	6,000	0.68	0.65	105
Ladies & Mens Wear & Acc.	5,200	0.59	0.50	118
Ladies Wear & Accessories	29,800	3.36	2.46	137
Leather & Travel Goods	0	0.00	0.11	0
Mens Wear & Accessories	11,900	1.34	0.72	186
Music & Musical Instruments	1,700	0.19	0.11	177
Music & Video Recordings	8,800	0.99	0.42	237
Newsagents & Stationers	8,100	0.91	0.62	147
Office Supplies	0	0.00	0.11	0
Other Comparison Goods	700	0.08	0.51	16
Photographic & Optical	2,500	0.28	0.10	286
Secondhand Goods, Books, etc.	0	0.00	0.14	0
Sports, Camping & Leisure Goods	15,900	1.79	1.01	177
Telephones & Accessories	9,300	1.05	0.42	248

Goad Centre Category Report

(Floorspace sq ft)



Centre: Camberley
 Base: All UK Centres
 Centre Selection: All Outlets
 Survey Date: 07/11/2003

Category	Floorspace sq ft	Area %	Base %	Index
Textiles & Soft Furnishings	4,400	0.50	0.63	79
Toiletries, Cosmetics & Beauty Products	5,400	0.61	0.62	98
Toys, Games & Hobbies	12,800	1.44	0.55	262
Vehicle & Motorcycle Sales	0	0.00	0.65	0
Vehicle Accessories	5,600	0.63	0.26	244
Total Comparison	361,600	40.72	31.78	128

Retail Service

Clothing & Fancy Dress Hire	0	0.00	0.02	0
Dry Cleaners & Launderettes	3,600	0.41	0.31	131
Filling Stations	0	0.00	0.07	0
Health & Beauty	10,900	1.23	1.89	65
Opticians	7,000	0.79	0.63	125
Other Retail Services	1,500	0.17	0.26	66
Photo Processing	600	0.07	0.13	52
Photo Studio	0	0.00	0.06	0
Post Offices	1,400	0.16	0.81	20
Repairs, Alterations & Restoration	1,200	0.14	0.07	194
Travel Agents	5,900	0.66	0.68	98
TV, Cable & Video Rental	0	0.00	0.03	0
Vehicle Rental	0	0.00	0.04	0
Vehicle Repairs & Services	0	0.00	0.57	0
Video Tape Rental	1,100	0.12	0.28	45
Total Retail Service	33,200	3.74	5.85	64

Other Retail

Other Retail Outlets	0	0.00	0.01	0
Total Other Retail	0	0.00	0.01	0

Total Retail	426,200	48.00		
---------------------	----------------	--------------	--	--

Service

Leisure Services

Bars & Wine Bars	0	0.00	1.57	0
Bingo & Amusements	2,000	0.23	0.88	26
Cafes	6,000	0.68	1.02	66
Casinos & Betting Offices	2,700	0.30	0.55	55
Cinemas, Theatres & Concert Halls	11,100	1.25	1.19	105
Clubs	11,500	1.30	1.23	105
Disco, Dance & Nightclubs	3,300	0.37	0.36	104
Fast Food & Take Away	11,600	1.31	1.64	80
Hotels & Guest Houses	4,600	0.52	1.25	41
Public Houses	33,600	3.78	3.61	105
Restaurants	24,100	2.71	2.52	108
Sports & Leisure Facilities	5,200	0.59	1.12	52
Total Leisure Services	115,700	13.03	16.94	77

Financial & Business Services

Building Societies	2,500	0.28	0.37	76
Building Supplies & Services	0	0.00	0.53	0
Business Goods & Services	300	0.03	0.06	56
Employment & Careers	5,300	0.60	0.30	202
Financial Services	3,200	0.36	0.81	45
Legal Services	0	0.00	0.70	0

Goad Centre Category Report

(Floorspace sq ft)



Centre: Camberley
 Base: All UK Centres
 Centre Selection: All Outlets
 Survey Date: 07/11/2003

Category	Floorspace sq ft	Area %	Base %	Index
Other Business Services	0	0.00	0.28	0
Printing & Copying	1,900	0.21	0.20	105
Property Services	11,100	1.25	1.38	90
Retail Banks	29,000	3.27	2.72	120
Total Financial & Business Services	53,300	6.00	7.35	82
Public Services				
Educational Institutions	0	0.00	1.06	0
Emergency Services	0	0.00	0.57	0
Government & Municipal Buildings	30,800	3.47	2.52	138
Information & Advice Centres	0	0.00	0.36	0
Libraries, Museums & Art Galleries	11,400	1.28	0.93	138
Total Public Services	42,200	4.75	5.43	87
Health & Medical Services				
Medical Services	0	0.00	0.76	0
Total Health & Medical Services	0	0.00	0.76	0
Religious Services				
Religious Institutions	9,400	1.06	1.83	58
Total Religious Services	9,400	1.06	1.83	58
Transport Services				
Car Parks	81,200	9.14	5.13	178
Taxis & Mini-cabs	300	0.03	0.07	48
Transport Facilities	2,900	0.33	0.21	153
Total Transport Services	84,400	9.50	5.41	176
Total Service	305,000	34.35		
Vacant				
Vacant Non-Retail				
Vacant Other Buildings	0	0.00	0.71	0
Total Vacant Non-Retail	0	0.00	0.71	0
Vacant Retail				
Vacant Retail/Service	13,300	1.50	5.40	28
Total Vacant Retail	13,300	1.50	5.40	28
Total Vacant	13,300	1.50		
Commerce				
General Offices				
Offices	126,200	14.21	5.35	266
Total General Offices	126,200	14.21	5.35	266
Industrial Activities				
Works, Warehouses & Factories	10,600	1.19	1.14	104
Total Industrial Activities	10,600	1.19	1.14	104
Unclassified Building				
Entrance & Stores	6,700	0.75	0.87	87
Total Unclassified Building	6,700	0.75	0.87	87

Goad Centre Category Report

(Floorspace sq ft)



Centre: Camberley
Base: All UK Centres
Centre Selection: All Outlets
Survey Date: 07/11/2003

Category	Floorspace sq ft	Area %	Base %	Index
Wholesale Trade				
Wholesalers	0	0.00	0.08	0
Total Wholesale Trade	0	0.00	0.08	0
<hr/>				
Total Commerce	143,500	16.16		
<hr/>				
Centre Total	888,000 sq ft (Ground Floor footprint)			

Goad Centre Category Report (Outlet Count)



Centre: Camberley
 Base: All UK Centres
 Centre Selection: All Outlets
 Survey Date: 07/11/2003

Category	Outlets	Area %	Base %	Index
Retail				
Convenience				
Bakers & Confectioners	4	1.30	1.49	87
Butchers	0	0.00	0.64	0
Confectionery, Tobacco & News	3	0.98	1.22	80
Convenience Stores	1	0.33	0.44	75
Fishmongers	0	0.00	0.12	0
Frozen Foods	0	0.00	0.26	0
Greengrocers	0	0.00	0.36	0
Grocers & Delicatessens	0	0.00	0.67	0
Health Foods	2	0.65	0.45	144
Markets	0	0.00	0.12	0
Off Licences	2	0.65	0.55	119
Shoe Repairs & Key Cutting	1	0.33	0.42	78
Supermarkets	1	0.33	0.69	47
Total Convenience	14	4.56	7.43	61
Comparison				
Antique Shops	1	0.33	0.54	61
Art & Art Dealers	4	1.30	0.65	201
Booksellers	2	0.65	0.65	100
Carpets & Flooring	2	0.65	0.50	130
Catalogue Showrooms	2	0.65	0.17	374
Charity Shops	5	1.63	1.81	90
Chemist & Drugstores	1	0.33	0.96	34
Childrens & Infants Wear	4	1.30	0.66	198
Clothing General	3	0.98	1.84	53
Crafts, Gifts, China & Glass	5	1.63	1.37	119
Cycles & Accessories	1	0.33	0.21	156
Department & Variety Stores	5	1.63	0.66	246
DIY & Home Improvement	2	0.65	0.64	101
Electrical & Other Durable Goods	7	2.28	1.58	144
Florists	1	0.33	0.76	43
Footwear	3	0.98	1.33	74
Furniture Fitted	5	1.63	0.33	493
Furniture General	5	1.63	1.17	139
Gardens & Equipment	0	0.00	0.07	0
Greeting Cards	5	1.63	1.06	153
Hardware & Household Goods	3	0.98	1.28	76
Jewellery, Watches & Silver	6	1.95	1.67	117
Ladies & Mens Wear & Acc.	3	0.98	0.54	181
Ladies Wear & Accessories	15	4.89	3.64	134
Leather & Travel Goods	0	0.00	0.24	0
Mens Wear & Accessories	5	1.63	1.08	151
Music & Musical Instruments	1	0.33	0.19	170
Music & Video Recordings	3	0.98	0.50	196
Newsagents & Stationers	2	0.65	0.55	119
Office Supplies	0	0.00	0.09	0
Other Comparison Goods	1	0.33	0.67	48
Photographic & Optical	2	0.65	0.23	284
Secondhand Goods, Books, etc.	0	0.00	0.30	0
Sports, Camping & Leisure Goods	6	1.95	1.01	194
Telephones & Accessories	7	2.28	0.94	241

Goad Centre Category Report

(Outlet Count)



Centre: Camberley
 Base: All UK Centres
 Centre Selection: All Outlets
 Survey Date: 07/11/2003

Category	Outlets	Area %	Base %	Index
Textiles & Soft Furnishings	2	0.65	0.93	70
Toiletries, Cosmetics & Beauty Products	2	0.65	0.64	101
Toys, Games & Hobbies	8	2.61	0.83	313
Vehicle & Motorcycle Sales	0	0.00	0.31	0
Vehicle Accessories	2	0.65	0.28	236
Total Comparison	131	42.67	32.89	130

Retail Service

Clothing & Fancy Dress Hire	0	0.00	0.06	0
Dry Cleaners & Launderettes	3	0.98	0.78	125
Filling Stations	0	0.00	0.16	0
Health & Beauty	9	2.93	4.66	63
Opticians	5	1.63	1.23	132
Other Retail Services	1	0.33	0.38	87
Photo Processing	1	0.33	0.42	77
Photo Studio	0	0.00	0.15	0
Post Offices	1	0.33	0.41	79
Repairs, Alterations & Restoration	1	0.33	0.21	155
Travel Agents	5	1.63	1.36	120
TV, Cable & Video Rental	0	0.00	0.06	0
Vehicle Rental	0	0.00	0.05	0
Vehicle Repairs & Services	0	0.00	0.45	0
Video Tape Rental	1	0.33	0.34	95
Total Retail Service	27	8.79	10.72	82

Other Retail

Other Retail Outlets	0	0.00	0.01	0
Total Other Retail	0	0.00	0.01	0

Total Retail

172 56.03

Service

Leisure Services

Bars & Wine Bars	0	0.00	1.19	0
Bingo & Amusements	1	0.33	0.50	65
Cafes	5	1.63	2.16	75
Casinos & Betting Offices	3	0.98	0.92	107
Cinemas, Theatres & Concert Halls	1	0.33	0.23	144
Clubs	2	0.65	0.78	84
Disco, Dance & Nightclubs	1	0.33	0.16	201
Fast Food & Take Away	8	2.61	3.72	70
Hotels & Guest Houses	1	0.33	0.43	76
Public Houses	8	2.61	2.97	88
Restaurants	12	3.91	3.69	106
Sports & Leisure Facilities	2	0.65	0.24	267
Total Leisure Services	44	14.33	16.99	84

Financial & Business Services

Building Societies	1	0.33	0.53	62
Building Supplies & Services	0	0.00	0.61	0
Business Goods & Services	1	0.33	0.04	829
Employment & Careers	8	2.61	0.61	430
Financial Services	3	0.98	1.48	66
Legal Services	0	0.00	1.03	0

Goad Centre Category Report (Outlet Count)



Centre: Camberley
 Base: All UK Centres
 Centre Selection: All Outlets
 Survey Date: 07/11/2003

Category	Outlets	Area %	Base %	Index
Financial & Business Services				
Other Business Services	0	0.00	0.26	0
Printing & Copying	1	0.33	0.35	92
Property Services	9	2.93	2.71	108
Retail Banks	10	3.26	2.40	136
Total Financial & Business Services	33	10.75	10.03	107
Public Services				
Educational Institutions	0	0.00	0.32	0
Emergency Services	0	0.00	0.14	0
Government & Municipal Buildings	4	1.30	1.03	127
Information & Advice Centres	0	0.00	0.56	0
Libraries, Museums & Art Galleries	2	0.65	0.38	173
Total Public Services	6	1.95	2.43	80
Health & Medical Services				
Medical Services	0	0.00	0.87	0
Total Health & Medical Services	0	0.00	0.87	0
Religious Services				
Religious Institutions	1	0.33	0.67	49
Total Religious Services	1	0.33	0.67	49
Transport Services				
Car Parks	7	2.28	2.45	93
Taxis & Mini-cabs	1	0.33	0.28	118
Transport Facilities	1	0.33	0.26	125
Total Transport Services	9	2.93	2.99	98
Total Service	93	30.29		
Vacant				
Vacant Non-Retail				
Vacant Other Buildings	0	0.00	0.43	0
Total Vacant Non-Retail	0	0.00	0.43	0
Vacant Retail				
Vacant Retail/Service	13	4.23	8.17	52
Total Vacant Retail	13	4.23	8.17	52
Total Vacant	13	4.23		
Commerce				
General Offices				
Offices	20	6.51	3.72	175
Total General Offices	20	6.51	3.72	175
Industrial Activities				
Works, Warehouses & Factories	1	0.33	0.47	70
Total Industrial Activities	1	0.33	0.47	70
Unclassified Building				
Entrance & Stores	8	2.61	1.56	167
Total Unclassified Building	8	2.61	1.56	167

Goad Centre Category Report (Outlet Count)



Centre: Camberley
Base: All UK Centres
Centre Selection: All Outlets
Survey Date: 07/11/2003

Category	Outlets	Area %	Base %	Index
Wholesale Trade				
Wholesalers	0	0.00	0.09	0
Total Wholesale Trade	0	0.00	0.09	0
Total Commerce	29	9.45		
Centre Total	307 Outlets			

Goat Centre Category Report (Outlet Count)



Centre: Camberley
Base: All UK Centres
Centre Selection: All Outlets
Survey Date: 07/11/2003

Category	Outlets	Area %	Base %	Index
Distribution of Outlets by Floorspace				
Under 1,000 square feet	78	25.41	38.96	65
Between 1,000 and 2,499 square feet	139	45.28	39.78	114
Between 2,500 and 4,999 square feet	52	16.94	12.56	135
Between 5,000 and 9,999 square feet	24	7.82	5.06	155
Between 10,000 and 14,999 square feet	5	1.63	1.50	108
Between 15,000 and 19,999 square feet	5	1.63	0.70	231
Between 20,000 and 29,999 square feet	1	0.33	0.69	47
30,000 square feet and above	3	0.98	0.74	132

Goad Centre Category Report

(Floorspace sq ft)



Centre: Cobham
 Base: All UK Centres
 Centre Selection: All Outlets
 Survey Date: 22/11/2002

Category	Floorspace sq ft	Area %	Base %	Index
Retail				
Convenience				
Bakers & Confectioners	1,500	0.65	0.67	97
Butchers	0	0.00	0.30	0
Confectionery, Tobacco & News	3,500	1.53	0.49	310
Convenience Stores	0	0.00	0.33	0
Fishmongers	0	0.00	0.04	0
Frozen Foods	6,800	2.97	0.61	483
Greengrocers	1,000	0.44	0.16	275
Grocers & Delicatessens	900	0.39	0.38	104
Health Foods	1,400	0.61	0.20	305
Markets	0	0.00	0.84	0
Off Licences	5,000	2.18	0.31	709
Shoe Repairs & Key Cutting	300	0.13	0.10	126
Supermarkets	14,800	6.45	6.37	101
Total Convenience	35,200	15.35	10.82	142
Comparison				
Antique Shops	1,300	0.57	0.26	220
Art & Art Dealers	1,500	0.65	0.31	210
Booksellers	1,100	0.48	0.49	98
Carpets & Flooring	800	0.35	0.49	71
Catalogue Showrooms	0	0.00	0.58	0
Charity Shops	2,800	1.22	0.88	139
Chemist & Drugstores	3,400	1.48	1.28	115
Childrens & Infants Wear	2,100	0.92	0.54	171
Clothing General	1,400	0.61	2.47	25
Crafts, Gifts, China & Glass	4,100	1.79	0.60	296
Cycles & Accessories	2,100	0.92	0.13	691
Department & Variety Stores	0	0.00	5.21	0
DIY & Home Improvement	0	0.00	1.04	0
Electrical & Other Durable Goods	3,000	1.31	1.24	105
Florists	1,000	0.44	0.25	173
Footwear	4,500	1.96	0.94	209
Furniture Fitted	1,300	0.57	0.24	233
Furniture General	5,500	2.40	1.73	138
Gardens & Equipment	0	0.00	0.06	0
Greeting Cards	0	0.00	0.62	0
Hardware & Household Goods	7,300	3.18	1.83	174
Jewellery, Watches & Silver	3,800	1.66	0.65	257
Ladies & Mens Wear & Acc.	2,000	0.87	0.50	175
Ladies Wear & Accessories	9,500	4.14	2.46	169
Leather & Travel Goods	0	0.00	0.11	0
Mens Wear & Accessories	3,400	1.48	0.72	206
Music & Musical Instruments	0	0.00	0.11	0
Music & Video Recordings	1,400	0.61	0.42	146
Newsagents & Stationers	800	0.35	0.62	56
Office Supplies	0	0.00	0.11	0
Other Comparison Goods	800	0.35	0.51	69
Photographic & Optical	500	0.22	0.10	222
Secondhand Goods, Books, etc.	0	0.00	0.14	0
Sports, Camping & Leisure Goods	4,400	1.92	1.01	189
Telephones & Accessories	2,800	1.22	0.42	289

Goad Centre Category Report

(Floorspace sq ft)



Centre: Cobham
 Base: All UK Centres
 Centre Selection: All Outlets
 Survey Date: 22/11/2002

Category	Floorspace sq ft	Area %	Base %	Index
Textiles & Soft Furnishings	3,500	1.53	0.63	242
Toiletries, Cosmetics & Beauty Products	0	0.00	0.62	0
Toys, Games & Hobbies	2,200	0.96	0.55	174
Vehicle & Motorcycle Sales	5,600	2.44	0.65	375
Vehicle Accessories	0	0.00	0.26	0
Total Comparison	83,900	36.59	31.78	115

Retail Service

Clothing & Fancy Dress Hire	0	0.00	0.02	0
Dry Cleaners & Launderettes	4,600	2.01	0.31	647
Filling Stations	0	0.00	0.07	0
Health & Beauty	6,100	2.66	1.89	141
Opticians	4,000	1.74	0.63	277
Other Retail Services	0	0.00	0.26	0
Photo Processing	0	0.00	0.13	0
Photo Studio	3,100	1.35	0.06	2,215
Post Offices	2,900	1.26	0.81	157
Repairs, Alterations & Restoration	0	0.00	0.07	0
Travel Agents	3,200	1.40	0.68	207
TV, Cable & Video Rental	0	0.00	0.03	0
Vehicle Rental	0	0.00	0.04	0
Vehicle Repairs & Services	0	0.00	0.57	0
Video Tape Rental	2,600	1.13	0.28	410
Total Retail Service	26,500	11.56	5.85	198

Other Retail

Other Retail Outlets	0	0.00	0.01	0
Total Other Retail	0	0.00	0.01	0

Total Retail	145,600	63.50
---------------------	----------------	--------------

Service

Leisure Services

Bars & Wine Bars	0	0.00	1.57	0
Bingo & Amusements	0	0.00	0.88	0
Cafes	2,200	0.96	1.02	94
Casinos & Betting Offices	1,200	0.52	0.55	95
Cinemas, Theatres & Concert Halls	0	0.00	1.19	0
Clubs	1,200	0.52	1.23	42
Disco, Dance & Nightclubs	0	0.00	0.36	0
Fast Food & Take Away	1,800	0.78	1.64	48
Hotels & Guest Houses	0	0.00	1.25	0
Public Houses	3,900	1.70	3.61	47
Restaurants	12,200	5.32	2.52	211
Sports & Leisure Facilities	0	0.00	1.12	0
Total Leisure Services	22,500	9.81	16.94	58

Financial & Business Services

Building Societies	0	0.00	0.37	0
Building Supplies & Services	1,100	0.48	0.53	91
Business Goods & Services	0	0.00	0.06	0
Employment & Careers	900	0.39	0.30	133
Financial Services	0	0.00	0.81	0
Legal Services	0	0.00	0.70	0

Goad Centre Category Report

(Floorspace sq ft)



Centre: Cobham
 Base: All UK Centres
 Centre Selection: All Outlets
 Survey Date: 22/11/2002

Category	Floorspace sq ft	Area %	Base %	Index
Other Business Services	0	0.00	0.28	0
Printing & Copying	0	0.00	0.20	0
Property Services	8,800	3.84	1.38	277
Retail Banks	13,300	5.80	2.72	213
Total Financial & Business Services	24,100	10.51	7.35	143
Public Services				
Educational Institutions	0	0.00	1.06	0
Emergency Services	0	0.00	0.57	0
Government & Municipal Buildings	0	0.00	2.52	0
Information & Advice Centres	0	0.00	0.36	0
Libraries, Museums & Art Galleries	0	0.00	0.93	0
Total Public Services	0	0.00	5.43	0
Health & Medical Services				
Medical Services	4,600	2.01	0.76	264
Total Health & Medical Services	4,600	2.01	0.76	264
Religious Services				
Religious Institutions	0	0.00	1.83	0
Total Religious Services	0	0.00	1.83	0
Transport Services				
Car Parks	0	0.00	5.13	0
Taxis & Mini-cabs	0	0.00	0.07	0
Transport Facilities	0	0.00	0.21	0
Total Transport Services	0	0.00	5.41	0
Total Service	51,200	22.33		
Vacant				
Vacant Non-Retail				
Vacant Other Buildings	0	0.00	0.71	0
Total Vacant Non-Retail	0	0.00	0.71	0
Vacant Retail				
Vacant Retail/Service	1,000	0.44	5.40	8
Total Vacant Retail	1,000	0.44	5.40	8
Total Vacant	1,000	0.44		
Commerce				
General Offices				
Offices	28,800	12.56	5.35	235
Total General Offices	28,800	12.56	5.35	235
Industrial Activities				
Works, Warehouses & Factories	0	0.00	1.14	0
Total Industrial Activities	0	0.00	1.14	0
Unclassified Building				
Entrance & Stores	2,700	1.18	0.87	136
Total Unclassified Building	2,700	1.18	0.87	136

Goad Centre Category Report

(Floorspace sq ft)



Centre: Cobham
Base: All UK Centres
Centre Selection: All Outlets
Survey Date: 22/11/2002

Category	Floorspace sq ft	Area %	Base %	Index
Wholesale Trade				
Wholesalers	0	0.00	0.08	0
Total Wholesale Trade	0	0.00	0.08	0
<hr/>				
Total Commerce	31,500	13.74		
<hr/>				
Centre Total	229,300 sq ft (Ground Floor footprint)			

Goad Centre Category Report

(Outlet Count)



Centre: Cobham
 Base: All UK Centres
 Centre Selection: All Outlets
 Survey Date: 22/11/2002

Category	Outlets	Area %	Base %	Index
Retail				
Convenience				
Bakers & Confectioners	2	1.50	1.49	101
Butchers	0	0.00	0.64	0
Confectionery, Tobacco & News	2	1.50	1.22	123
Convenience Stores	0	0.00	0.44	0
Fishmongers	0	0.00	0.12	0
Frozen Foods	1	0.75	0.26	291
Greengrocers	1	0.75	0.36	208
Grocers & Delicatessens	1	0.75	0.67	111
Health Foods	1	0.75	0.45	167
Markets	0	0.00	0.12	0
Off Licences	3	2.26	0.55	411
Shoe Repairs & Key Cutting	1	0.75	0.42	181
Supermarkets	1	0.75	0.69	109
Total Convenience	13	9.77	7.43	132
Comparison				
Antique Shops	1	0.75	0.54	140
Art & Art Dealers	2	1.50	0.65	232
Booksellers	1	0.75	0.65	115
Carpets & Flooring	1	0.75	0.50	150
Catalogue Showrooms	0	0.00	0.17	0
Charity Shops	3	2.26	1.81	125
Chemist & Drugstores	2	1.50	0.96	157
Childrens & Infants Wear	2	1.50	0.66	229
Clothing General	1	0.75	1.84	41
Crafts, Gifts, China & Glass	3	2.26	1.37	165
Cycles & Accessories	1	0.75	0.21	360
Department & Variety Stores	0	0.00	0.66	0
DIY & Home Improvement	0	0.00	0.64	0
Electrical & Other Durable Goods	2	1.50	1.58	95
Florists	1	0.75	0.76	99
Footwear	3	2.26	1.33	170
Furniture Fitted	1	0.75	0.33	227
Furniture General	2	1.50	1.17	128
Gardens & Equipment	0	0.00	0.07	0
Greeting Cards	0	0.00	1.06	0
Hardware & Household Goods	5	3.76	1.28	294
Jewellery, Watches & Silver	3	2.26	1.67	135
Ladies & Mens Wear & Acc.	1	0.75	0.54	139
Ladies Wear & Accessories	7	5.26	3.64	145
Leather & Travel Goods	0	0.00	0.24	0
Mens Wear & Accessories	3	2.26	1.08	209
Music & Musical Instruments	0	0.00	0.19	0
Music & Video Recordings	1	0.75	0.50	151
Newsagents & Stationers	1	0.75	0.55	137
Office Supplies	0	0.00	0.09	0
Other Comparison Goods	1	0.75	0.67	112
Photographic & Optical	1	0.75	0.23	327
Secondhand Goods, Books, etc.	0	0.00	0.30	0
Sports, Camping & Leisure Goods	2	1.50	1.01	149
Telephones & Accessories	1	0.75	0.94	80

Goad Centre Category Report (Outlet Count)



Centre: Cobham
 Base: All UK Centres
 Centre Selection: All Outlets
 Survey Date: 22/11/2002

Category	Outlets	Area %	Base %	Index
Textiles & Soft Furnishings	3	2.26	0.93	243
Toiletries, Cosmetics & Beauty Products	0	0.00	0.64	0
Toys, Games & Hobbies	2	1.50	0.83	181
Vehicle & Motorcycle Sales	1	0.75	0.31	241
Vehicle Accessories	0	0.00	0.28	0
Total Comparison	58	43.61	32.89	133

Retail Service

Clothing & Fancy Dress Hire	0	0.00	0.06	0
Dry Cleaners & Launderettes	3	2.26	0.78	288
Filling Stations	0	0.00	0.16	0
Health & Beauty	7	5.26	4.66	113
Opticians	3	2.26	1.23	183
Other Retail Services	0	0.00	0.38	0
Photo Processing	0	0.00	0.42	0
Photo Studio	1	0.75	0.15	511
Post Offices	2	1.50	0.41	364
Repairs, Alterations & Restoration	0	0.00	0.21	0
Travel Agents	3	2.26	1.36	166
TV, Cable & Video Rental	0	0.00	0.06	0
Vehicle Rental	0	0.00	0.05	0
Vehicle Repairs & Services	0	0.00	0.45	0
Video Tape Rental	1	0.75	0.34	219
Total Retail Service	20	15.04	10.72	140

Other Retail

Other Retail Outlets	0	0.00	0.01	0
Total Other Retail	0	0.00	0.01	0

Total Retail

91 68.42

Service

Leisure Services

Bars & Wine Bars	0	0.00	1.19	0
Bingo & Amusements	0	0.00	0.50	0
Cafes	2	1.50	2.16	69
Casinos & Betting Offices	1	0.75	0.92	82
Cinemas, Theatres & Concert Halls	0	0.00	0.23	0
Clubs	1	0.75	0.78	97
Disco, Dance & Nightclubs	0	0.00	0.16	0
Fast Food & Take Away	2	1.50	3.72	40
Hotels & Guest Houses	0	0.00	0.43	0
Public Houses	1	0.75	2.97	25
Restaurants	5	3.76	3.69	102
Sports & Leisure Facilities	0	0.00	0.24	0
Total Leisure Services	12	9.02	16.99	53

Financial & Business Services

Building Societies	0	0.00	0.53	0
Building Supplies & Services	1	0.75	0.61	123
Business Goods & Services	0	0.00	0.04	0
Employment & Careers	1	0.75	0.61	124
Financial Services	0	0.00	1.48	0
Legal Services	0	0.00	1.03	0

Goald Centre Category Report

(Outlet Count)



Centre: Cobham
 Base: All UK Centres
 Centre Selection: All Outlets
 Survey Date: 22/11/2002

Category	Outlets	Area %	Base %	Index
Other Business Services	0	0.00	0.26	0
Printing & Copying	0	0.00	0.35	0
Property Services	10	7.52	2.71	277
Retail Banks	5	3.76	2.40	157
Total Financial & Business Services	17	12.78	10.03	127
Public Services				
Educational Institutions	0	0.00	0.32	0
Emergency Services	0	0.00	0.14	0
Government & Municipal Buildings	0	0.00	1.03	0
Information & Advice Centres	0	0.00	0.56	0
Libraries, Museums & Art Galleries	0	0.00	0.38	0
Total Public Services	0	0.00	2.43	0
Health & Medical Services				
Medical Services	2	1.50	0.87	172
Total Health & Medical Services	2	1.50	0.87	172
Religious Services				
Religious Institutions	0	0.00	0.67	0
Total Religious Services	0	0.00	0.67	0
Transport Services				
Car Parks	4	3.01	2.45	123
Taxis & Mini-cabs	0	0.00	0.28	0
Transport Facilities	0	0.00	0.26	0
Total Transport Services	4	3.01	2.99	101
Total Service	35	26.32		
Vacant				
Vacant Non-Retail				
Vacant Other Buildings	0	0.00	0.43	0
Total Vacant Non-Retail	0	0.00	0.43	0
Vacant Retail				
Vacant Retail/Service	1	0.75	8.17	9
Total Vacant Retail	1	0.75	8.17	9
Total Vacant	1	0.75		
Commerce				
General Offices				
Offices	2	1.50	3.72	40
Total General Offices	2	1.50	3.72	40
Industrial Activities				
Works, Warehouses & Factories	0	0.00	0.47	0
Total Industrial Activities	0	0.00	0.47	0
Unclassified Building				
Entrance & Stores	4	3.01	1.56	193
Total Unclassified Building	4	3.01	1.56	193

Goad Centre Category Report (Outlet Count)



Centre: Cobham
Base: All UK Centres
Centre Selection: All Outlets
Survey Date: 22/11/2002

Category	Outlets	Area %	Base %	Index
Wholesale Trade				
Wholesalers	0	0.00	0.09	0
Total Wholesale Trade	0	0.00	0.09	0
Total Commerce	6	4.51		
Centre Total	133 Outlets			

Goad Centre Category Report

(Outlet Count)



Centre: Cobham
Base: All UK Centres
Centre Selection: All Outlets
Survey Date: 22/11/2002

Category	Outlets	Area %	Base %	Index
Distribution of Outlets by Floorspace				
Under 1,000 square feet	47	35.34	38.96	91
Between 1,000 and 2,499 square feet	63	47.37	39.78	119
Between 2,500 and 4,999 square feet	18	13.53	12.56	108
Between 5,000 and 9,999 square feet	3	2.26	5.06	45
Between 10,000 and 14,999 square feet	1	0.75	1.50	50
Between 15,000 and 19,999 square feet	0	0.00	0.70	0
Between 20,000 and 29,999 square feet	1	0.75	0.69	108
30,000 square feet and above	0	0.00	0.74	0

Goad Centre Category Report

(Floorspace sq ft)



Centre: Farnborough
 Base: All UK Centres
 Centre Selection: All Outlets
 Survey Date: 03/03/2003

Category	Floorspace sq ft	Area %	Base %	Index
Retail				
Convenience				
Bakers & Confectioners	300	0.05	0.67	8
Butchers	0	0.00	0.30	0
Confectionery, Tobacco & News	1,100	0.19	0.49	38
Convenience Stores	0	0.00	0.33	0
Fishmongers	0	0.00	0.04	0
Frozen Foods	9,500	1.61	0.61	262
Greengrocers	0	0.00	0.16	0
Grocers & Delicatessens	0	0.00	0.38	0
Health Foods	1,800	0.31	0.20	152
Markets	0	0.00	0.84	0
Off Licences	0	0.00	0.31	0
Shoe Repairs & Key Cutting	400	0.07	0.10	65
Supermarkets	98,500	16.71	6.37	262
Total Convenience	111,600	18.94	10.82	175
Comparison				
Antique Shops	0	0.00	0.26	0
Art & Art Dealers	900	0.15	0.31	49
Booksellers	4,800	0.81	0.49	167
Carpets & Flooring	0	0.00	0.49	0
Catalogue Showrooms	11,500	1.95	0.58	339
Charity Shops	6,200	1.05	0.88	120
Chemist & Drugstores	8,600	1.46	1.28	114
Childrens & Infants Wear	6,900	1.17	0.54	218
Clothing General	20,100	3.41	2.47	138
Crafts, Gifts, China & Glass	1,700	0.29	0.60	48
Cycles & Accessories	0	0.00	0.13	0
Department & Variety Stores	20,900	3.55	5.21	68
DIY & Home Improvement	1,800	0.31	1.04	29
Electrical & Other Durable Goods	32,900	5.58	1.24	449
Florists	1,000	0.17	0.25	67
Footwear	6,100	1.04	0.94	110
Furniture Fitted	0	0.00	0.24	0
Furniture General	8,200	1.39	1.73	80
Gardens & Equipment	0	0.00	0.06	0
Greeting Cards	8,200	1.39	0.62	225
Hardware & Household Goods	24,400	4.14	1.83	226
Jewellery, Watches & Silver	4,200	0.71	0.65	110
Ladies & Mens Wear & Acc.	1,300	0.22	0.50	44
Ladies Wear & Accessories	14,700	2.49	2.46	101
Leather & Travel Goods	400	0.07	0.11	62
Mens Wear & Accessories	2,800	0.48	0.72	66
Music & Musical Instruments	0	0.00	0.11	0
Music & Video Recordings	2,200	0.37	0.42	89
Newsagents & Stationers	6,400	1.09	0.62	175
Office Supplies	0	0.00	0.11	0
Other Comparison Goods	1,100	0.19	0.51	37
Photographic & Optical	1,300	0.22	0.10	224
Secondhand Goods, Books, etc.	1,400	0.24	0.14	173
Sports, Camping & Leisure Goods	11,200	1.90	1.01	188
Telephones & Accessories	4,100	0.70	0.42	165

Goad Centre Category Report

(Floorspace sq ft)



Centre: Farnborough
 Base: All UK Centres
 Centre Selection: All Outlets
 Survey Date: 03/03/2003

Category	Floorspace sq ft	Area %	Base %	Index
Textiles & Soft Furnishings	1,000	0.17	0.63	27
Toiletries, Cosmetics & Beauty Products	4,400	0.75	0.62	121
Toys, Games & Hobbies	5,000	0.85	0.55	154
Vehicle & Motorcycle Sales	0	0.00	0.65	0
Vehicle Accessories	2,800	0.48	0.26	184
Total Comparison	228,500	38.77	31.78	122

Retail Service

Clothing & Fancy Dress Hire	0	0.00	0.02	0
Dry Cleaners & Launderettes	600	0.10	0.31	33
Filling Stations	500	0.08	0.07	115
Health & Beauty	5,100	0.87	1.89	46
Opticians	6,000	1.02	0.63	162
Other Retail Services	2,700	0.46	0.26	179
Photo Processing	1,100	0.19	0.13	144
Photo Studio	0	0.00	0.06	0
Post Offices	8,300	1.41	0.81	175
Repairs, Alterations & Restoration	0	0.00	0.07	0
Travel Agents	6,200	1.05	0.68	156
TV, Cable & Video Rental	0	0.00	0.03	0
Vehicle Rental	0	0.00	0.04	0
Vehicle Repairs & Services	0	0.00	0.57	0
Video Tape Rental	5,000	0.85	0.28	307
Total Retail Service	35,500	6.02	5.85	103

Other Retail

Other Retail Outlets	0	0.00	0.01	0
Total Other Retail	0	0.00	0.01	0

Total Retail	375,600	63.74		
---------------------	----------------	--------------	--	--

Service

Leisure Services

Bars & Wine Bars	0	0.00	1.57	0
Bingo & Amusements	0	0.00	0.88	0
Cafes	4,400	0.75	1.02	73
Casinos & Betting Offices	900	0.15	0.55	28
Cinemas, Theatres & Concert Halls	0	0.00	1.19	0
Clubs	0	0.00	1.23	0
Disco, Dance & Nightclubs	0	0.00	0.36	0
Fast Food & Take Away	9,500	1.61	1.64	98
Hotels & Guest Houses	9,800	1.66	1.25	133
Public Houses	1,700	0.29	3.61	8
Restaurants	7,600	1.29	2.52	51
Sports & Leisure Facilities	0	0.00	1.12	0
Total Leisure Services	33,900	5.75	16.94	34

Financial & Business Services

Building Societies	3,000	0.51	0.37	138
Building Supplies & Services	0	0.00	0.53	0
Business Goods & Services	0	0.00	0.06	0
Employment & Careers	6,700	1.14	0.30	384
Financial Services	4,000	0.68	0.81	84
Legal Services	3,000	0.51	0.70	73

Goat Centre Category Report

(Floorspace sq ft)



Centre: Farnborough
 Base: All UK Centres
 Centre Selection: All Outlets
 Survey Date: 03/03/2003

Category	Floorspace sq ft	Area %	Base %	Index
Other Business Services	0	0.00	0.28	0
Printing & Copying	0	0.00	0.20	0
Property Services	12,300	2.09	1.38	151
Retail Banks	24,700	4.19	2.72	154
Total Financial & Business Services	53,700	9.11	7.35	124
Public Services				
Educational Institutions	1,900	0.32	1.06	31
Emergency Services	0	0.00	0.57	0
Government & Municipal Buildings	5,100	0.87	2.52	34
Information & Advice Centres	1,000	0.17	0.36	47
Libraries, Museums & Art Galleries	0	0.00	0.93	0
Total Public Services	8,000	1.36	5.43	25
Health & Medical Services				
Medical Services	0	0.00	0.76	0
Total Health & Medical Services	0	0.00	0.76	0
Religious Services				
Religious Institutions	0	0.00	1.83	0
Total Religious Services	0	0.00	1.83	0
Transport Services				
Car Parks	27,300	4.63	5.13	90
Taxis & Mini-cabs	0	0.00	0.07	0
Transport Facilities	0	0.00	0.21	0
Total Transport Services	27,300	4.63	5.41	86
Total Service	122,900	20.86		
Vacant				
Vacant Non-Retail				
Vacant Other Buildings	0	0.00	0.71	0
Total Vacant Non-Retail	0	0.00	0.71	0
Vacant Retail				
Vacant Retail/Service	58,500	9.93	5.40	184
Total Vacant Retail	58,500	9.93	5.40	184
Total Vacant	58,500	9.93		
Commerce				
General Offices				
Offices	22,700	3.85	5.35	72
Total General Offices	22,700	3.85	5.35	72
Industrial Activities				
Works, Warehouses & Factories	1,500	0.25	1.14	22
Total Industrial Activities	1,500	0.25	1.14	22
Unclassified Building				
Entrance & Stores	8,100	1.37	0.87	158
Total Unclassified Building	8,100	1.37	0.87	158

Goad Centre Category Report

(Floorspace sq ft)



Centre: Farnborough
Base: All UK Centres
Centre Selection: All Outlets
Survey Date: 03/03/2003

Category	Floorspace sq ft	Area %	Base %	Index
Wholesale Trade				
Wholesalers	0	0.00	0.08	0
Total Wholesale Trade	0	0.00	0.08	0
<hr/>				
Total Commerce	32,300	5.48		
<hr/>				
Centre Total	589,300 sq ft (Ground Floor footprint)			

Goad Centre Category Report

(Outlet Count)



Centre: Farnborough
 Base: All UK Centres
 Centre Selection: All Outlets
 Survey Date: 03/03/2003

Category	Outlets	Area %	Base %	Index
Retail				
Convenience				
Bakers & Confectioners	1	0.44	1.49	30
Butchers	0	0.00	0.64	0
Confectionery, Tobacco & News	1	0.44	1.22	36
Convenience Stores	0	0.00	0.44	0
Fishmongers	0	0.00	0.12	0
Frozen Foods	1	0.44	0.26	172
Greengrocers	0	0.00	0.36	0
Grocers & Delicatessens	0	0.00	0.67	0
Health Foods	3	1.33	0.45	295
Markets	0	0.00	0.12	0
Off Licences	0	0.00	0.55	0
Shoe Repairs & Key Cutting	1	0.44	0.42	107
Supermarkets	2	0.89	0.69	129
Total Convenience	9	4.00	7.43	54
Comparison				
Antique Shops	0	0.00	0.54	0
Art & Art Dealers	1	0.44	0.65	69
Booksellers	2	0.89	0.65	136
Carpets & Flooring	0	0.00	0.50	0
Catalogue Showrooms	2	0.89	0.17	510
Charity Shops	5	2.22	1.81	123
Chemist & Drugstores	2	0.89	0.96	93
Childrens & Infants Wear	3	1.33	0.66	203
Clothing General	5	2.22	1.84	121
Crafts, Gifts, China & Glass	2	0.89	1.37	65
Cycles & Accessories	0	0.00	0.21	0
Department & Variety Stores	2	0.89	0.66	134
DIY & Home Improvement	1	0.44	0.64	69
Electrical & Other Durable Goods	5	2.22	1.58	140
Florists	2	0.89	0.76	117
Footwear	3	1.33	1.33	100
Furniture Fitted	0	0.00	0.33	0
Furniture General	2	0.89	1.17	76
Gardens & Equipment	0	0.00	0.07	0
Greeting Cards	4	1.78	1.06	167
Hardware & Household Goods	4	1.78	1.28	139
Jewellery, Watches & Silver	3	1.33	1.67	80
Ladies & Mens Wear & Acc.	1	0.44	0.54	82
Ladies Wear & Accessories	8	3.56	3.64	98
Leather & Travel Goods	1	0.44	0.24	185
Mens Wear & Accessories	1	0.44	1.08	41
Music & Musical Instruments	0	0.00	0.19	0
Music & Video Recordings	1	0.44	0.50	89
Newsagents & Stationers	2	0.89	0.55	162
Office Supplies	0	0.00	0.09	0
Other Comparison Goods	1	0.44	0.67	66
Photographic & Optical	1	0.44	0.23	193
Secondhand Goods, Books, etc.	1	0.44	0.30	146
Sports, Camping & Leisure Goods	4	1.78	1.01	176
Telephones & Accessories	3	1.33	0.94	141

Goad Centre Category Report

(Outlet Count)



Centre: Farnborough
 Base: All UK Centres
 Centre Selection: All Outlets
 Survey Date: 03/03/2003

Category	Outlets	Area %	Base %	Index
Textiles & Soft Furnishings	1	0.44	0.93	48
Toiletries, Cosmetics & Beauty Products	2	0.89	0.64	138
Toys, Games & Hobbies	4	1.78	0.83	214
Vehicle & Motorcycle Sales	0	0.00	0.31	0
Vehicle Accessories	1	0.44	0.28	161
Total Comparison	80	35.56	32.89	108

Retail Service

Clothing & Fancy Dress Hire	0	0.00	0.06	0
Dry Cleaners & Launderettes	1	0.44	0.78	57
Filling Stations	1	0.44	0.16	286
Health & Beauty	5	2.22	4.66	48
Opticians	4	1.78	1.23	144
Other Retail Services	2	0.89	0.38	237
Photo Processing	1	0.44	0.42	105
Photo Studio	0	0.00	0.15	0
Post Offices	1	0.44	0.41	108
Repairs, Alterations & Restoration	0	0.00	0.21	0
Travel Agents	4	1.78	1.36	131
TV, Cable & Video Rental	0	0.00	0.06	0
Vehicle Rental	0	0.00	0.05	0
Vehicle Repairs & Services	0	0.00	0.45	0
Video Tape Rental	1	0.44	0.34	129
Total Retail Service	20	8.89	10.72	83

Other Retail

Other Retail Outlets	0	0.00	0.01	0
Total Other Retail	0	0.00	0.01	0

Total Retail

109 48.44

Service

Leisure Services

Bars & Wine Bars	0	0.00	1.19	0
Bingo & Amusements	0	0.00	0.50	0
Cafes	2	0.89	2.16	41
Casinos & Betting Offices	1	0.44	0.92	49
Cinemas, Theatres & Concert Halls	0	0.00	0.23	0
Clubs	0	0.00	0.78	0
Disco, Dance & Nightclubs	0	0.00	0.16	0
Fast Food & Take Away	9	4.00	3.72	107
Hotels & Guest Houses	1	0.44	0.43	104
Public Houses	1	0.44	2.97	15
Restaurants	4	1.78	3.69	48
Sports & Leisure Facilities	0	0.00	0.24	0
Total Leisure Services	18	8.00	16.99	47

Financial & Business Services

Building Societies	1	0.44	0.53	84
Building Supplies & Services	0	0.00	0.61	0
Business Goods & Services	0	0.00	0.04	0
Employment & Careers	5	2.22	0.61	366
Financial Services	5	2.22	1.48	150
Legal Services	2	0.89	1.03	86

Goald Centre Category Report

(Outlet Count)



Centre: Farnborough
 Base: All UK Centres
 Centre Selection: All Outlets
 Survey Date: 03/03/2003

Category	Outlets	Area %	Base %	Index
Other Business Services	0	0.00	0.26	0
Printing & Copying	0	0.00	0.35	0
Property Services	9	4.00	2.71	147
Retail Banks	8	3.56	2.40	148
Total Financial & Business Services	30	13.33	10.03	133
Public Services				
Educational Institutions	1	0.44	0.32	138
Emergency Services	0	0.00	0.14	0
Government & Municipal Buildings	1	0.44	1.03	43
Information & Advice Centres	1	0.44	0.56	79
Libraries, Museums & Art Galleries	0	0.00	0.38	0
Total Public Services	3	1.33	2.43	55
Health & Medical Services				
Medical Services	0	0.00	0.87	0
Total Health & Medical Services	0	0.00	0.87	0
Religious Services				
Religious Institutions	0	0.00	0.67	0
Total Religious Services	0	0.00	0.67	0
Transport Services				
Car Parks	6	2.67	2.45	109
Taxis & Mini-cabs	0	0.00	0.28	0
Transport Facilities	0	0.00	0.26	0
Total Transport Services	6	2.67	2.99	89
Total Service	57	25.33		
Vacant				
Vacant Non-Retail				
Vacant Other Buildings	0	0.00	0.43	0
Total Vacant Non-Retail	0	0.00	0.43	0
Vacant Retail				
Vacant Retail/Service	47	20.89	8.17	256
Total Vacant Retail	47	20.89	8.17	256
Total Vacant	47	20.89		
Commerce				
General Offices				
Offices	8	3.56	3.72	96
Total General Offices	8	3.56	3.72	96
Industrial Activities				
Works, Warehouses & Factories	1	0.44	0.47	95
Total Industrial Activities	1	0.44	0.47	95
Unclassified Building				
Entrance & Stores	3	1.33	1.56	86
Total Unclassified Building	3	1.33	1.56	86

Goad Centre Category Report

(Outlet Count)



Centre: Farnborough
Base: All UK Centres
Centre Selection: All Outlets
Survey Date: 03/03/2003

Category	Outlets	Area %	Base %	Index
Wholesale Trade				
Wholesalers	0	0.00	0.09	0
Total Wholesale Trade	0	0.00	0.09	0
Total Commerce	12	5.33		
Centre Total	225 Outlets			

Goad Centre Category Report

(Outlet Count)



Centre: Farnborough
Base: All UK Centres
Centre Selection: All Outlets
Survey Date: 03/03/2003

Category	Outlets	Area %	Base %	Index
Distribution of Outlets by Floorspace				
Under 1,000 square feet	84	37.33	38.96	96
Between 1,000 and 2,499 square feet	86	38.22	39.78	96
Between 2,500 and 4,999 square feet	33	14.67	12.56	117
Between 5,000 and 9,999 square feet	15	6.67	5.06	132
Between 10,000 and 14,999 square feet	2	0.89	1.50	59
Between 15,000 and 19,999 square feet	2	0.89	0.70	126
Between 20,000 and 29,999 square feet	2	0.89	0.69	128
30,000 square feet and above	1	0.44	0.74	60

Goad Centre Category Report

(Floorspace sq ft)



Centre: Farnham
 Base: All UK Centres
 Centre Selection: All Outlets
 Survey Date: 06/11/2003

Category	Floorspace sq ft	Area %	Base %	Index
Retail				
Convenience				
Bakers & Confectioners	3,300	0.48	0.67	72
Butchers	1,100	0.16	0.30	53
Confectionery, Tobacco & News	1,000	0.15	0.49	30
Convenience Stores	0	0.00	0.33	0
Fishmongers	1,200	0.18	0.04	402
Frozen Foods	4,200	0.61	0.61	100
Greengrocers	2,200	0.32	0.16	203
Grocers & Delicatessens	1,900	0.28	0.38	74
Health Foods	1,100	0.16	0.20	80
Markets	0	0.00	0.84	0
Off Licences	3,000	0.44	0.31	143
Shoe Repairs & Key Cutting	1,000	0.15	0.10	140
Supermarkets	56,600	8.28	6.37	130
Total Convenience	76,600	11.20	10.82	104
Comparison				
Antique Shops	0	0.00	0.26	0
Art & Art Dealers	2,300	0.34	0.31	108
Booksellers	3,400	0.50	0.49	102
Carpets & Flooring	1,800	0.26	0.49	53
Catalogue Showrooms	7,200	1.05	0.58	183
Charity Shops	8,400	1.23	0.88	140
Chemist & Drugstores	11,400	1.67	1.28	130
Childrens & Infants Wear	1,900	0.28	0.54	52
Clothing General	17,100	2.50	2.47	101
Crafts, Gifts, China & Glass	6,700	0.98	0.60	162
Cycles & Accessories	0	0.00	0.13	0
Department & Variety Stores	25,500	3.73	5.21	72
DIY & Home Improvement	4,500	0.66	1.04	63
Electrical & Other Durable Goods	7,300	1.07	1.24	86
Florists	700	0.10	0.25	41
Footwear	6,200	0.91	0.94	97
Furniture Fitted	6,100	0.89	0.24	367
Furniture General	14,900	2.18	1.73	126
Gardens & Equipment	0	0.00	0.06	0
Greeting Cards	10,100	1.48	0.62	239
Hardware & Household Goods	7,700	1.13	1.83	61
Jewellery, Watches & Silver	9,300	1.36	0.65	211
Ladies & Mens Wear & Acc.	3,300	0.48	0.50	97
Ladies Wear & Accessories	22,100	3.23	2.46	131
Leather & Travel Goods	0	0.00	0.11	0
Mens Wear & Accessories	5,300	0.78	0.72	108
Music & Musical Instruments	1,900	0.28	0.11	258
Music & Video Recordings	2,000	0.29	0.42	70
Newsagents & Stationers	7,600	1.11	0.62	179
Office Supplies	0	0.00	0.11	0
Other Comparison Goods	4,400	0.64	0.51	127
Photographic & Optical	700	0.10	0.10	104
Secondhand Goods, Books, etc.	0	0.00	0.14	0
Sports, Camping & Leisure Goods	3,700	0.54	1.01	53
Telephones & Accessories	2,500	0.37	0.42	87

Goad Centre Category Report

(Floorspace sq ft)



Centre: Farnham
 Base: All UK Centres
 Centre Selection: All Outlets
 Survey Date: 06/11/2003

Category	Floorspace sq ft	Area %	Base %	Index
Textiles & Soft Furnishings	8,300	1.21	0.63	193
Toiletries, Cosmetics & Beauty Products	0	0.00	0.62	0
Toys, Games & Hobbies	3,100	0.45	0.55	82
Vehicle & Motorcycle Sales	0	0.00	0.65	0
Vehicle Accessories	3,300	0.48	0.26	187
Total Comparison	220,700	32.28	31.78	102

Retail Service

Clothing & Fancy Dress Hire	0	0.00	0.02	0
Dry Cleaners & Launderettes	2,700	0.39	0.31	127
Filling Stations	0	0.00	0.07	0
Health & Beauty	13,000	1.90	1.89	101
Opticians	10,900	1.59	0.63	254
Other Retail Services	0	0.00	0.26	0
Photo Processing	500	0.07	0.13	56
Photo Studio	0	0.00	0.06	0
Post Offices	5,700	0.83	0.81	103
Repairs, Alterations & Restoration	0	0.00	0.07	0
Travel Agents	1,600	0.23	0.68	35
TV, Cable & Video Rental	0	0.00	0.03	0
Vehicle Rental	0	0.00	0.04	0
Vehicle Repairs & Services	0	0.00	0.57	0
Video Tape Rental	1,500	0.22	0.28	79
Total Retail Service	35,900	5.25	5.85	90

Other Retail

Other Retail Outlets	0	0.00	0.01	0
Total Other Retail	0	0.00	0.01	0

Total Retail	333,200	48.73		
---------------------	----------------	--------------	--	--

Service

Leisure Services

Bars & Wine Bars	2,500	0.37	1.57	23
Bingo & Amusements	0	0.00	0.88	0
Cafes	1,400	0.20	1.02	20
Casinos & Betting Offices	1,700	0.25	0.55	45
Cinemas, Theatres & Concert Halls	13,100	1.92	1.19	161
Clubs	32,400	4.74	1.23	384
Disco, Dance & Nightclubs	0	0.00	0.36	0
Fast Food & Take Away	8,300	1.21	1.64	74
Hotels & Guest Houses	25,700	3.76	1.25	301
Public Houses	16,700	2.44	3.61	68
Restaurants	21,800	3.19	2.52	127
Sports & Leisure Facilities	0	0.00	1.12	0
Total Leisure Services	123,600	18.08	16.94	107

Financial & Business Services

Building Societies	1,500	0.22	0.37	59
Building Supplies & Services	1,500	0.22	0.53	42
Business Goods & Services	0	0.00	0.06	0
Employment & Careers	2,600	0.38	0.30	129
Financial Services	3,500	0.51	0.81	63
Legal Services	7,800	1.14	0.70	163

Printed on: 14/06/2004

Page: 2

Copyright© Experian 1999

Goad Centre Category Report

(Floorspace sq ft)



Centre: Farnham
 Base: All UK Centres
 Centre Selection: All Outlets
 Survey Date: 06/11/2003

Category	Floorspace sq ft	Area %	Base %	Index
Other Business Services	0	0.00	0.28	0
Printing & Copying	0	0.00	0.20	0
Property Services	12,800	1.87	1.38	135
Retail Banks	30,600	4.48	2.72	165
Total Financial & Business Services	60,300	8.82	7.35	120
Public Services				
Educational Institutions	400	0.06	1.06	6
Emergency Services	0	0.00	0.57	0
Government & Municipal Buildings	11,800	1.73	2.52	69
Information & Advice Centres	5,600	0.82	0.36	227
Libraries, Museums & Art Galleries	900	0.13	0.93	14
Total Public Services	18,700	2.74	5.43	50
Health & Medical Services				
Medical Services	1,200	0.18	0.76	23
Total Health & Medical Services	1,200	0.18	0.76	23
Religious Services				
Religious Institutions	14,100	2.06	1.83	113
Total Religious Services	14,100	2.06	1.83	113
Transport Services				
Car Parks	17,000	2.49	5.13	48
Taxis & Mini-cabs	0	0.00	0.07	0
Transport Facilities	0	0.00	0.21	0
Total Transport Services	17,000	2.49	5.41	46
Total Service	234,900	34.36		
Vacant				
Vacant Non-Retail				
Vacant Other Buildings	1,000	0.15	0.71	21
Total Vacant Non-Retail	1,000	0.15	0.71	21
Vacant Retail				
Vacant Retail/Service	9,100	1.33	5.40	25
Total Vacant Retail	9,100	1.33	5.40	25
Total Vacant	10,100	1.48		
Commerce				
General Offices				
Offices	102,500	14.99	5.35	280
Total General Offices	102,500	14.99	5.35	280
Industrial Activities				
Works, Warehouses & Factories	0	0.00	1.14	0
Total Industrial Activities	0	0.00	1.14	0
Unclassified Building				
Entrance & Stores	3,000	0.44	0.87	51
Total Unclassified Building	3,000	0.44	0.87	51

Goad Centre Category Report

(Floorspace sq ft)



Centre: Farnham
Base: All UK Centres
Centre Selection: All Outlets
Survey Date: 06/11/2003

Category	Floorspace sq ft	Area %	Base %	Index
Wholesale Trade				
Wholesalers	0	0.00	0.08	0
Total Wholesale Trade	0	0.00	0.08	0
<hr/>				
Total Commerce	105,500	15.43		
<hr/>				
Centre Total	683,700 sq ft (Ground Floor footprint)			

Goad Centre Category Report

(Outlet Count)



Centre: Farnham
 Base: All UK Centres
 Centre Selection: All Outlets
 Survey Date: 06/11/2003

Category	Outlets	Area %	Base %	Index
Retail				
Convenience				
Bakers & Confectioners	3	0.91	1.49	61
Butchers	1	0.30	0.64	47
Confectionery, Tobacco & News	1	0.30	1.22	25
Convenience Stores	0	0.00	0.44	0
Fishmongers	1	0.30	0.12	262
Frozen Foods	1	0.30	0.26	118
Greengrocers	1	0.30	0.36	84
Grocers & Delicatessens	2	0.61	0.67	90
Health Foods	1	0.30	0.45	67
Markets	0	0.00	0.12	0
Off Licences	2	0.61	0.55	111
Shoe Repairs & Key Cutting	3	0.91	0.42	219
Supermarkets	3	0.91	0.69	132
Total Convenience	19	5.78	7.43	78
Comparison				
Antique Shops	0	0.00	0.54	0
Art & Art Dealers	3	0.91	0.65	141
Booksellers	1	0.30	0.65	46
Carpets & Flooring	2	0.61	0.50	121
Catalogue Showrooms	1	0.30	0.17	174
Charity Shops	9	2.74	1.81	152
Chemist & Drugstores	4	1.22	0.96	127
Childrens & Infants Wear	2	0.61	0.66	92
Clothing General	8	2.43	1.84	132
Crafts, Gifts, China & Glass	6	1.82	1.37	133
Cycles & Accessories	0	0.00	0.21	0
Department & Variety Stores	2	0.61	0.66	92
DIY & Home Improvement	5	1.52	0.64	236
Electrical & Other Durable Goods	6	1.82	1.58	115
Florists	2	0.61	0.76	80
Footwear	5	1.52	1.33	114
Furniture Fitted	4	1.22	0.33	368
Furniture General	3	0.91	1.17	78
Gardens & Equipment	0	0.00	0.07	0
Greeting Cards	3	0.91	1.06	86
Hardware & Household Goods	2	0.61	1.28	48
Jewellery, Watches & Silver	8	2.43	1.67	145
Ladies & Mens Wear & Acc.	2	0.61	0.54	112
Ladies Wear & Accessories	21	6.38	3.64	175
Leather & Travel Goods	0	0.00	0.24	0
Mens Wear & Accessories	6	1.82	1.08	169
Music & Musical Instruments	2	0.61	0.19	316
Music & Video Recordings	2	0.61	0.50	122
Newsagents & Stationers	4	1.22	0.55	222
Office Supplies	0	0.00	0.09	0
Other Comparison Goods	2	0.61	0.67	90
Photographic & Optical	1	0.30	0.23	132
Secondhand Goods, Books, etc.	0	0.00	0.30	0
Sports, Camping & Leisure Goods	3	0.91	1.01	90
Telephones & Accessories	2	0.61	0.94	64

Goad Centre Category Report

(Outlet Count)



Centre: Farnham
 Base: All UK Centres
 Centre Selection: All Outlets
 Survey Date: 06/11/2003

Category	Outlets	Area %	Base %	Index
Textiles & Soft Furnishings	5	1.52	0.93	164
Toiletries, Cosmetics & Beauty Products	0	0.00	0.64	0
Toys, Games & Hobbies	4	1.22	0.83	146
Vehicle & Motorcycle Sales	0	0.00	0.31	0
Vehicle Accessories	2	0.61	0.28	220
Total Comparison	132	40.12	32.89	122

Retail Service

Clothing & Fancy Dress Hire	0	0.00	0.06	0
Dry Cleaners & Launderettes	3	0.91	0.78	116
Filling Stations	0	0.00	0.16	0
Health & Beauty	15	4.56	4.66	98
Opticians	8	2.43	1.23	197
Other Retail Services	0	0.00	0.38	0
Photo Processing	1	0.30	0.42	72
Photo Studio	0	0.00	0.15	0
Post Offices	1	0.30	0.41	74
Repairs, Alterations & Restoration	0	0.00	0.21	0
Travel Agents	2	0.61	1.36	45
TV, Cable & Video Rental	0	0.00	0.06	0
Vehicle Rental	0	0.00	0.05	0
Vehicle Repairs & Services	0	0.00	0.45	0
Video Tape Rental	1	0.30	0.34	88
Total Retail Service	31	9.42	10.72	88

Other Retail

Other Retail Outlets	0	0.00	0.01	0
Total Other Retail	0	0.00	0.01	0

Total Retail 182 55.32

Service

Leisure Services

Bars & Wine Bars	2	0.61	1.19	51
Bingo & Amusements	0	0.00	0.50	0
Cafes	2	0.61	2.16	28
Casinos & Betting Offices	2	0.61	0.92	66
Cinemas, Theatres & Concert Halls	1	0.30	0.23	135
Clubs	4	1.22	0.78	156
Disco, Dance & Nightclubs	0	0.00	0.16	0
Fast Food & Take Away	6	1.82	3.72	49
Hotels & Guest Houses	1	0.30	0.43	71
Public Houses	7	2.13	2.97	72
Restaurants	11	3.34	3.69	91
Sports & Leisure Facilities	0	0.00	0.24	0
Total Leisure Services	36	10.94	16.99	64

Financial & Business Services

Building Societies	1	0.30	0.53	57
Building Supplies & Services	2	0.61	0.61	99
Business Goods & Services	0	0.00	0.04	0
Employment & Careers	3	0.91	0.61	150
Financial Services	4	1.22	1.48	82
Legal Services	4	1.22	1.03	118

Goad Centre Category Report

(Outlet Count)



Centre: Farnham
 Base: All UK Centres
 Centre Selection: All Outlets
 Survey Date: 06/11/2003

Category	Outlets	Area %	Base %	Index
Other Business Services	0	0.00	0.26	0
Printing & Copying	0	0.00	0.35	0
Property Services	13	3.95	2.71	146
Retail Banks	10	3.04	2.40	127
Total Financial & Business Services	37	11.25	10.03	112
Public Services				
Educational Institutions	1	0.30	0.32	94
Emergency Services	0	0.00	0.14	0
Government & Municipal Buildings	4	1.22	1.03	118
Information & Advice Centres	2	0.61	0.56	108
Libraries, Museums & Art Galleries	1	0.30	0.38	81
Total Public Services	8	2.43	2.43	100
Health & Medical Services				
Medical Services	1	0.30	0.87	35
Total Health & Medical Services	1	0.30	0.87	35
Religious Services				
Religious Institutions	2	0.61	0.67	91
Total Religious Services	2	0.61	0.67	91
Transport Services				
Car Parks	8	2.43	2.45	99
Taxis & Mini-cabs	0	0.00	0.28	0
Transport Facilities	0	0.00	0.26	0
Total Transport Services	8	2.43	2.99	81
Total Service	92	27.96		
Vacant				
Vacant Non-Retail				
Vacant Other Buildings	1	0.30	0.43	71
Total Vacant Non-Retail	1	0.30	0.43	71
Vacant Retail				
Vacant Retail/Service	10	3.04	8.17	37
Total Vacant Retail	10	3.04	8.17	37
Total Vacant	11	3.34		
Commerce				
General Offices				
Offices	40	12.16	3.72	327
Total General Offices	40	12.16	3.72	327
Industrial Activities				
Works, Warehouses & Factories	0	0.00	0.47	0
Total Industrial Activities	0	0.00	0.47	0
Unclassified Building				
Entrance & Stores	4	1.22	1.56	78
Total Unclassified Building	4	1.22	1.56	78

Goad Centre Category Report (Outlet Count)



Centre: Farnham
Base: All UK Centres
Centre Selection: All Outlets
Survey Date: 06/11/2003

Category	Outlets	Area %	Base %	Index
Wholesale Trade				
Wholesalers	0	0.00	0.09	0
Total Wholesale Trade	0	0.00	0.09	0
Total Commerce	44	13.37		
Centre Total	329 Outlets			

Goad Centre Category Report

(Outlet Count)



Centre: Farnham
Base: All UK Centres
Centre Selection: All Outlets
Survey Date: 06/11/2003

Category	Outlets	Area %	Base %	Index
Distribution of Outlets by Floorspace				
Under 1,000 square feet	135	41.03	38.96	105
Between 1,000 and 2,499 square feet	138	41.95	39.78	105
Between 2,500 and 4,999 square feet	30	9.12	12.56	73
Between 5,000 and 9,999 square feet	15	4.56	5.06	90
Between 10,000 and 14,999 square feet	4	1.22	1.50	81
Between 15,000 and 19,999 square feet	3	0.91	0.70	129
Between 20,000 and 29,999 square feet	4	1.22	0.69	175
30,000 square feet and above	0	0.00	0.74	0

Goad Centre Category Report

(Floorspace sq ft)



Centre: Guildford
 Base: All UK Centres
 Centre Selection: All Outlets
 Survey Date: 05/08/2003

Category	Floorspace sq ft	Area %	Base %	Index
Retail				
Convenience				
Bakers & Confectioners	7,400	0.42	0.67	63
Butchers	0	0.00	0.30	0
Confectionery, Tobacco & News	1,900	0.11	0.49	22
Convenience Stores	0	0.00	0.33	0
Fishmongers	0	0.00	0.04	0
Frozen Foods	0	0.00	0.61	0
Greengrocers	0	0.00	0.16	0
Grocers & Delicatessens	6,500	0.37	0.38	98
Health Foods	5,700	0.32	0.20	162
Markets	0	0.00	0.84	0
Off Licences	4,100	0.23	0.31	76
Shoe Repairs & Key Cutting	1,500	0.09	0.10	82
Supermarkets	11,100	0.63	6.37	10
Total Convenience	38,200	2.17	10.82	20
Comparison				
Antique Shops	10,700	0.61	0.26	236
Art & Art Dealers	11,300	0.64	0.31	206
Booksellers	13,800	0.79	0.49	161
Carpets & Flooring	2,900	0.16	0.49	33
Catalogue Showrooms	7,500	0.43	0.58	74
Charity Shops	4,000	0.23	0.88	26
Chemist & Drugstores	13,700	0.78	1.28	61
Childrens & Infants Wear	21,700	1.23	0.54	230
Clothing General	40,000	2.28	2.47	92
Crafts, Gifts, China & Glass	16,100	0.92	0.60	151
Cycles & Accessories	1,000	0.06	0.13	43
Department & Variety Stores	135,200	7.69	5.21	148
DIY & Home Improvement	4,300	0.24	1.04	23
Electrical & Other Durable Goods	16,800	0.96	1.24	77
Florists	2,200	0.13	0.25	50
Footwear	27,300	1.55	0.94	165
Furniture Fitted	11,000	0.63	0.24	258
Furniture General	70,100	3.99	1.73	230
Gardens & Equipment	0	0.00	0.06	0
Greeting Cards	11,000	0.63	0.62	101
Hardware & Household Goods	18,500	1.05	1.83	57
Jewellery, Watches & Silver	13,300	0.76	0.65	117
Ladies & Mens Wear & Acc.	14,200	0.81	0.50	162
Ladies Wear & Accessories	105,200	5.99	2.46	243
Leather & Travel Goods	3,700	0.21	0.11	194
Mens Wear & Accessories	36,000	2.05	0.72	284
Music & Musical Instruments	500	0.03	0.11	26
Music & Video Recordings	12,600	0.72	0.42	172
Newsagents & Stationers	17,400	0.99	0.62	159
Office Supplies	2,000	0.11	0.11	103
Other Comparison Goods	1,000	0.06	0.51	11
Photographic & Optical	3,300	0.19	0.10	191
Secondhand Goods, Books, etc.	400	0.02	0.14	17
Sports, Camping & Leisure Goods	14,800	0.84	1.01	83
Telephones & Accessories	15,600	0.89	0.42	210

Goad Centre Category Report

(Floorspace sq ft)



Centre: Guildford
 Base: All UK Centres
 Centre Selection: All Outlets
 Survey Date: 05/08/2003

Category	Floorspace sq ft	Area %	Base %	Index
Textiles & Soft Furnishings	6,400	0.36	0.63	58
Toiletries, Cosmetics & Beauty Products	13,900	0.79	0.62	128
Toys, Games & Hobbies	16,600	0.94	0.55	171
Vehicle & Motorcycle Sales	0	0.00	0.65	0
Vehicle Accessories	700	0.04	0.26	15
Total Comparison	716,700	40.77	31.78	128

Retail Service

Clothing & Fancy Dress Hire	400	0.02	0.02	93
Dry Cleaners & Launderettes	2,100	0.12	0.31	39
Filling Stations	0	0.00	0.07	0
Health & Beauty	18,400	1.05	1.89	55
Opticians	13,600	0.77	0.63	123
Other Retail Services	1,500	0.09	0.26	33
Photo Processing	1,400	0.08	0.13	61
Photo Studio	400	0.02	0.06	37
Post Offices	5,600	0.32	0.81	39
Repairs, Alterations & Restoration	0	0.00	0.07	0
Travel Agents	7,200	0.41	0.68	61
TV, Cable & Video Rental	700	0.04	0.03	124
Vehicle Rental	0	0.00	0.04	0
Vehicle Repairs & Services	6,000	0.34	0.57	59
Video Tape Rental	5,300	0.30	0.28	109
Total Retail Service	62,600	3.56	5.85	61

Other Retail

Other Retail Outlets	0	0.00	0.01	0
Total Other Retail	0	0.00	0.01	0

Total Retail 817,500 46.51

Service

Leisure Services

Bars & Wine Bars	39,100	2.22	1.57	142
Bingo & Amusements	0	0.00	0.88	0
Cafes	19,600	1.12	1.02	109
Casinos & Betting Offices	1,100	0.06	0.55	11
Cinemas, Theatres & Concert Halls	59,200	3.37	1.19	283
Clubs	4,100	0.23	1.23	19
Disco, Dance & Nightclubs	13,200	0.75	0.36	211
Fast Food & Take Away	14,200	0.81	1.64	49
Hotels & Guest Houses	15,900	0.90	1.25	72
Public Houses	43,600	2.48	3.61	69
Restaurants	40,000	2.28	2.52	90
Sports & Leisure Facilities	0	0.00	1.12	0
Total Leisure Services	250,000	14.22	16.94	84

Financial & Business Services

Building Societies	12,400	0.71	0.37	191
Building Supplies & Services	5,100	0.29	0.53	55
Business Goods & Services	0	0.00	0.06	0
Employment & Careers	7,800	0.44	0.30	150
Financial Services	7,300	0.42	0.81	51
Legal Services	8,400	0.48	0.70	68

Printed on: 14/06/2004

Page: 2

Copyright© Experian 1999

Goad Centre Category Report

(Floorspace sq ft)



Centre: Guildford
 Base: All UK Centres
 Centre Selection: All Outlets
 Survey Date: 05/08/2003

Category	Floorspace sq ft	Area %	Base %	Index
Financial & Business Services				
Other Business Services	0	0.00	0.28	0
Printing & Copying	1,000	0.06	0.20	28
Property Services	34,800	1.98	1.38	143
Retail Banks	44,100	2.51	2.72	92
Total Financial & Business Services	120,900	6.88	7.35	94
Public Services				
Educational Institutions	95,000	5.40	1.06	512
Emergency Services	29,700	1.69	0.57	295
Government & Municipal Buildings	37,600	2.14	2.52	85
Information & Advice Centres	6,000	0.34	0.36	95
Libraries, Museums & Art Galleries	8,900	0.51	0.93	54
Total Public Services	177,200	10.08	5.43	186
Health & Medical Services				
Medical Services	700	0.04	0.76	5
Total Health & Medical Services	700	0.04	0.76	5
Religious Services				
Religious Institutions	30,000	1.71	1.83	93
Total Religious Services	30,000	1.71	1.83	93
Transport Services				
Car Parks	103,100	5.87	5.13	114
Taxis & Mini-cabs	0	0.00	0.07	0
Transport Facilities	11,800	0.67	0.21	315
Total Transport Services	114,900	6.54	5.41	121
Total Service	693,700	39.47		
Vacant				
Vacant Non-Retail				
Vacant Other Buildings	34,700	1.97	0.71	277
Total Vacant Non-Retail	34,700	1.97	0.71	277
Vacant Retail				
Vacant Retail/Service	65,200	3.71	5.40	69
Total Vacant Retail	65,200	3.71	5.40	69
Total Vacant	99,900	5.68		
Commerce				
General Offices				
Offices	144,700	8.23	5.35	154
Total General Offices	144,700	8.23	5.35	154
Industrial Activities				
Works, Warehouses & Factories	500	0.03	1.14	2
Total Industrial Activities	500	0.03	1.14	2
Unclassified Building				
Entrance & Stores	1,400	0.08	0.87	9
Total Unclassified Building	1,400	0.08	0.87	9

Goat Centre Category Report

(Floorspace sq ft)



Centre: Guildford
Base: All UK Centres
Centre Selection: All Outlets
Survey Date: 05/08/2003

Category	Floorspace sq ft	Area %	Base %	Index
Wholesale Trade				
Wholesalers	0	0.00	0.08	0
Total Wholesale Trade	0	0.00	0.08	0
<hr/>				
Total Commerce	146,600	8.34		
<hr/>				
Centre Total	1,757,700 sq ft (Ground Floor footprint)			

Goald Centre Category Report

(Outlet Count)



Centre: Guildford
 Base: All UK Centres
 Centre Selection: All Outlets
 Survey Date: 05/08/2003

Category	Outlets	Area %	Base %	Index
Retail				
Convenience				
Bakers & Confectioners	12	1.79	1.49	119
Butchers	0	0.00	0.64	0
Confectionery, Tobacco & News	3	0.45	1.22	37
Convenience Stores	0	0.00	0.44	0
Fishmongers	0	0.00	0.12	0
Frozen Foods	0	0.00	0.26	0
Greengrocers	0	0.00	0.36	0
Grocers & Delicatessens	4	0.60	0.67	88
Health Foods	6	0.89	0.45	198
Markets	0	0.00	0.12	0
Off Licences	2	0.30	0.55	54
Shoe Repairs & Key Cutting	3	0.45	0.42	107
Supermarkets	1	0.15	0.69	22
Total Convenience	31	4.61	7.43	62
Comparison				
Antique Shops	2	0.30	0.54	55
Art & Art Dealers	8	1.19	0.65	184
Booksellers	6	0.89	0.65	137
Carpets & Flooring	3	0.45	0.50	89
Catalogue Showrooms	2	0.30	0.17	171
Charity Shops	5	0.74	1.81	41
Chemist & Drugstores	3	0.45	0.96	47
Childrens & Infants Wear	8	1.19	0.66	181
Clothing General	18	2.68	1.84	145
Crafts, Gifts, China & Glass	12	1.79	1.37	130
Cycles & Accessories	1	0.15	0.21	71
Department & Variety Stores	4	0.60	0.66	90
DIY & Home Improvement	2	0.30	0.64	46
Electrical & Other Durable Goods	12	1.79	1.58	113
Florists	2	0.30	0.76	39
Footwear	16	2.38	1.33	179
Furniture Fitted	6	0.89	0.33	270
Furniture General	13	1.93	1.17	165
Gardens & Equipment	0	0.00	0.07	0
Greeting Cards	4	0.60	1.06	56
Hardware & Household Goods	6	0.89	1.28	70
Jewellery, Watches & Silver	19	2.83	1.67	169
Ladies & Mens Wear & Acc.	9	1.34	0.54	248
Ladies Wear & Accessories	61	9.08	3.64	249
Leather & Travel Goods	4	0.60	0.24	247
Mens Wear & Accessories	20	2.98	1.08	275
Music & Musical Instruments	1	0.15	0.19	77
Music & Video Recordings	5	0.74	0.50	150
Newsagents & Stationers	5	0.74	0.55	136
Office Supplies	1	0.15	0.09	159
Other Comparison Goods	2	0.30	0.67	44
Photographic & Optical	3	0.45	0.23	194
Secondhand Goods, Books, etc.	1	0.15	0.30	49
Sports, Camping & Leisure Goods	7	1.04	1.01	103
Telephones & Accessories	13	1.93	0.94	205

Goad Centre Category Report

(Outlet Count)



Centre: Guildford
 Base: All UK Centres
 Centre Selection: All Outlets
 Survey Date: 05/08/2003

Category	Outlets	Area %	Base %	Index
Textiles & Soft Furnishings	5	0.74	0.93	80
Toiletries, Cosmetics & Beauty Products	8	1.19	0.64	185
Toys, Games & Hobbies	10	1.49	0.83	179
Vehicle & Motorcycle Sales	0	0.00	0.31	0
Vehicle Accessories	1	0.15	0.28	54
Total Comparison	308	45.83	32.89	139

Retail Service

Clothing & Fancy Dress Hire	1	0.15	0.06	263
Dry Cleaners & Launderettes	2	0.30	0.78	38
Filling Stations	0	0.00	0.16	0
Health & Beauty	20	2.98	4.66	64
Opticians	8	1.19	1.23	97
Other Retail Services	1	0.15	0.38	40
Photo Processing	3	0.45	0.42	105
Photo Studio	1	0.15	0.15	101
Post Offices	1	0.15	0.41	36
Repairs, Alterations & Restoration	0	0.00	0.21	0
Travel Agents	6	0.89	1.36	66
TV, Cable & Video Rental	1	0.15	0.06	248
Vehicle Rental	0	0.00	0.05	0
Vehicle Repairs & Services	1	0.15	0.45	33
Video Tape Rental	2	0.30	0.34	87
Total Retail Service	47	6.99	10.72	65

Other Retail

Other Retail Outlets	0	0.00	0.01	0
Total Other Retail	0	0.00	0.01	0

Total Retail

386 57.44

Service

Leisure Services

Bars & Wine Bars	15	2.23	1.19	188
Bingo & Amusements	0	0.00	0.50	0
Cafes	18	2.68	2.16	124
Casinos & Betting Offices	1	0.15	0.92	16
Cinemas, Theatres & Concert Halls	3	0.45	0.23	198
Clubs	2	0.30	0.78	38
Disco, Dance & Nightclubs	3	0.45	0.16	275
Fast Food & Take Away	15	2.23	3.72	60
Hotels & Guest Houses	3	0.45	0.43	105
Public Houses	17	2.53	2.97	85
Restaurants	22	3.27	3.69	89
Sports & Leisure Facilities	0	0.00	0.24	0
Total Leisure Services	99	14.73	16.99	87

Financial & Business Services

Building Societies	5	0.74	0.53	141
Building Supplies & Services	3	0.45	0.61	73
Business Goods & Services	0	0.00	0.04	0
Employment & Careers	10	1.49	0.61	245
Financial Services	5	0.74	1.48	50
Legal Services	6	0.89	1.03	86

Goald Centre Category Report

(Outlet Count)



Centre: Guildford
 Base: All UK Centres
 Centre Selection: All Outlets
 Survey Date: 05/08/2003

Category	Outlets	Area %	Base %	Index
Other Business Services	0	0.00	0.26	0
Printing & Copying	1	0.15	0.35	42
Property Services	21	3.13	2.71	115
Retail Banks	15	2.23	2.40	93
Total Financial & Business Services	66	9.82	10.03	98
Public Services				
Educational Institutions	4	0.60	0.32	185
Emergency Services	1	0.15	0.14	105
Government & Municipal Buildings	4	0.60	1.03	58
Information & Advice Centres	3	0.45	0.56	79
Libraries, Museums & Art Galleries	3	0.45	0.38	119
Total Public Services	15	2.23	2.43	92
Health & Medical Services				
Medical Services	1	0.15	0.87	17
Total Health & Medical Services	1	0.15	0.87	17
Religious Services				
Religious Institutions	4	0.60	0.67	89
Total Religious Services	4	0.60	0.67	89
Transport Services				
Car Parks	17	2.53	2.45	103
Taxis & Mini-cabs	0	0.00	0.28	0
Transport Facilities	1	0.15	0.26	57
Total Transport Services	18	2.68	2.99	90
Total Service	203	30.21		
Vacant				
Vacant Non-Retail				
Vacant Other Buildings	6	0.89	0.43	209
Total Vacant Non-Retail	6	0.89	0.43	209
Vacant Retail				
Vacant Retail/Service	27	4.02	8.17	49
Total Vacant Retail	27	4.02	8.17	49
Total Vacant	33	4.91		
Commerce				
General Offices				
Offices	47	6.99	3.72	188
Total General Offices	47	6.99	3.72	188
Industrial Activities				
Works, Warehouses & Factories	1	0.15	0.47	32
Total Industrial Activities	1	0.15	0.47	32
Unclassified Building				
Entrance & Stores	2	0.30	1.56	19
Total Unclassified Building	2	0.30	1.56	19

Goad Centre Category Report (Outlet Count)



Centre: Guildford
Base: All UK Centres
Centre Selection: All Outlets
Survey Date: 05/08/2003

Category	Outlets	Area %	Base %	Index
Wholesale Trade				
Wholesalers	0	0.00	0.09	0
Total Wholesale Trade	0	0.00	0.09	0
Total Commerce	50	7.44		
Centre Total	672 Outlets			

Goad Centre Category Report

(Outlet Count)



Centre: Guildford
Base: All UK Centres
Centre Selection: All Outlets
Survey Date: 05/08/2003

Category

Q6.

Outlets Area % Base % Index

Distribution of Outlets by Floorspace

Under 1,000 square feet	245	36.46	38.96	94
Between 1,000 and 2,499 square feet	256	38.10	39.78	96
Between 2,500 and 4,999 square feet	108	16.07	12.56	128
Between 5,000 and 9,999 square feet	35	5.21	5.06	103
Between 10,000 and 14,999 square feet	14	2.08	1.50	138
Between 15,000 and 19,999 square feet	4	0.60	0.70	84
Between 20,000 and 29,999 square feet	4	0.60	0.69	86
30,000 square feet and above	6	0.89	0.74	121

Goad Centre Category Report

(Floorspace sq ft)



Centre: Kingston upon Thames
 Base: All UK Centres
 Centre Selection: All Outlets
 Survey Date: 20/10/2003

Category	Floorspace sq ft	Area %	Base %	Index
Retail				
Convenience				
Bakers & Confectioners	3,700	0.16	0.67	24
Butchers	400	0.02	0.30	6
Confectionery, Tobacco & News	5,300	0.23	0.49	47
Convenience Stores	3,600	0.16	0.33	48
Fishmongers	0	0.00	0.04	0
Frozen Foods	4,900	0.22	0.61	35
Greengrocers	0	0.00	0.16	0
Grocers & Delicatessens	1,600	0.07	0.38	19
Health Foods	4,900	0.22	0.20	107
Markets	0	0.00	0.84	0
Off Licences	0	0.00	0.31	0
Shoe Repairs & Key Cutting	2,600	0.11	0.10	110
Supermarkets	63,700	2.80	6.37	44
Total Convenience	90,700	3.99	10.82	37
Comparison				
Antique Shops	4,400	0.19	0.26	75
Art & Art Dealers	3,800	0.17	0.31	54
Booksellers	36,700	1.61	0.49	331
Carpets & Flooring	0	0.00	0.49	0
Catalogue Showrooms	25,900	1.14	0.58	198
Charity Shops	11,100	0.49	0.88	56
Chemist & Drugstores	18,100	0.80	1.28	62
Childrens & Infants Wear	25,300	1.11	0.54	207
Clothing General	82,000	3.60	2.47	146
Crafts, Gifts, China & Glass	14,200	0.62	0.60	103
Cycles & Accessories	1,200	0.05	0.13	40
Department & Variety Stores	434,800	19.11	5.21	367
DIY & Home Improvement	8,600	0.38	1.04	36
Electrical & Other Durable Goods	16,900	0.74	1.24	60
Florists	2,100	0.09	0.25	37
Footwear	24,800	1.09	0.94	116
Furniture Fitted	13,100	0.58	0.24	237
Furniture General	47,900	2.11	1.73	122
Gardens & Equipment	0	0.00	0.06	0
Greeting Cards	9,800	0.43	0.62	70
Hardware & Household Goods	20,500	0.90	1.83	49
Jewellery, Watches & Silver	14,300	0.63	0.65	97
Ladies & Mens Wear & Acc.	23,600	1.04	0.50	208
Ladies Wear & Accessories	87,600	3.85	2.46	157
Leather & Travel Goods	2,100	0.09	0.11	85
Mens Wear & Accessories	31,100	1.37	0.72	190
Music & Musical Instruments	2,800	0.12	0.11	114
Music & Video Recordings	19,400	0.85	0.42	204
Newsagents & Stationers	39,700	1.75	0.62	281
Office Supplies	800	0.04	0.11	32
Other Comparison Goods	2,000	0.09	0.51	17
Photographic & Optical	2,700	0.12	0.10	121
Secondhand Goods, Books, etc.	0	0.00	0.14	0
Sports, Camping & Leisure Goods	26,700	1.17	1.01	116
Telephones & Accessories	14,800	0.65	0.42	154

Goad Centre Category Report

(Floorspace sq ft)



Centre: Kingston upon Thames
 Base: All UK Centres
 Centre Selection: All Outlets
 Survey Date: 20/10/2003

Category	Floorspace sq ft	Area %	Base %	Index
Textiles & Soft Furnishings	3,900	0.17	0.63	27
Toiletries, Cosmetics & Beauty Products	15,700	0.69	0.62	112
Toys, Games & Hobbies	26,900	1.18	0.55	215
Vehicle & Motorcycle Sales	0	0.00	0.65	0
Vehicle Accessories	5,000	0.22	0.26	85
Total Comparison	1,120,300	49.25	31.78	155

Retail Service

Clothing & Fancy Dress Hire	0	0.00	0.02	0
Dry Cleaners & Launderettes	700	0.03	0.31	10
Filling Stations	0	0.00	0.07	0
Health & Beauty	24,100	1.06	1.89	56
Opticians	9,500	0.42	0.63	66
Other Retail Services	2,900	0.13	0.26	50
Photo Processing	3,400	0.15	0.13	115
Photo Studio	0	0.00	0.06	0
Post Offices	0	0.00	0.81	0
Repairs, Alterations & Restoration	600	0.03	0.07	38
Travel Agents	9,300	0.41	0.68	61
TV, Cable & Video Rental	900	0.04	0.03	123
Vehicle Rental	0	0.00	0.04	0
Vehicle Repairs & Services	0	0.00	0.57	0
Video Tape Rental	0	0.00	0.28	0
Total Retail Service	51,400	2.26	5.85	39

Other Retail

Other Retail Outlets	0	0.00	0.01	0
Total Other Retail	0	0.00	0.01	0

Total Retail	1,262,400	55.50		
---------------------	------------------	--------------	--	--

Service

Leisure Services

Bars & Wine Bars	79,900	3.51	1.57	224
Bingo & Amusements	700	0.03	0.88	4
Cafes	35,000	1.54	1.02	150
Casinos & Betting Offices	2,900	0.13	0.55	23
Cinemas, Theatres & Concert Halls	104,200	4.58	1.19	385
Clubs	10,200	0.45	1.23	36
Disco, Dance & Nightclubs	11,500	0.51	0.36	142
Fast Food & Take Away	21,600	0.95	1.64	58
Hotels & Guest Houses	7,200	0.32	1.25	25
Public Houses	43,700	1.92	3.61	53
Restaurants	49,700	2.18	2.52	87
Sports & Leisure Facilities	29,200	1.28	1.12	115
Total Leisure Services	395,800	17.40	16.94	103

Financial & Business Services

Building Societies	10,100	0.44	0.37	120
Building Supplies & Services	0	0.00	0.53	0
Business Goods & Services	0	0.00	0.06	0
Employment & Careers	8,700	0.38	0.30	129
Financial Services	3,800	0.17	0.81	21
Legal Services	1,200	0.05	0.70	8

Goad Centre Category Report

(Floorspace sq ft)



Centre: Kingston upon Thames
 Base: All UK Centres
 Centre Selection: All Outlets
 Survey Date: 20/10/2003

Category	Floorspace sq ft	Area %	Base %	Index
Financial & Business Services				
Other Business Services	1,900	0.08	0.28	30
Printing & Copying	5,200	0.23	0.20	112
Property Services	8,400	0.37	1.38	27
Retail Banks	43,700	1.92	2.72	71
Total Financial & Business Services	83,000	3.65	7.35	50
Public Services				
Educational Institutions	2,200	0.10	1.06	9
Emergency Services	5,900	0.26	0.57	45
Government & Municipal Buildings	43,500	1.91	2.52	76
Information & Advice Centres	1,900	0.08	0.36	23
Libraries, Museums & Art Galleries	12,100	0.53	0.93	57
Total Public Services	65,600	2.88	5.43	53
Health & Medical Services				
Medical Services	0	0.00	0.76	0
Total Health & Medical Services	0	0.00	0.76	0
Religious Services				
Religious Institutions	32,200	1.42	1.83	77
Total Religious Services	32,200	1.42	1.83	77
Transport Services				
Car Parks	251,900	11.07	5.13	216
Taxis & Mini-cabs	0	0.00	0.07	0
Transport Facilities	5,800	0.25	0.21	120
Total Transport Services	257,700	11.33	5.41	209
Total Service	834,300	36.68		
Vacant				
Vacant Non-Retail				
Vacant Other Buildings	8,700	0.38	0.71	54
Total Vacant Non-Retail	8,700	0.38	0.71	54
Vacant Retail				
Vacant Retail/Service	77,900	3.42	5.40	63
Total Vacant Retail	77,900	3.42	5.40	63
Total Vacant	86,600	3.81		
Commerce				
General Offices				
Offices	79,800	3.51	5.35	66
Total General Offices	79,800	3.51	5.35	66
Industrial Activities				
Works, Warehouses & Factories	0	0.00	1.14	0
Total Industrial Activities	0	0.00	1.14	0
Unclassified Building				
Entrance & Stores	11,600	0.51	0.87	59
Total Unclassified Building	11,600	0.51	0.87	59

Goad Centre Category Report

(Floorspace sq ft)



Centre: Kingston upon Thames
Base: All UK Centres
Centre Selection: All Outlets
Survey Date: 20/10/2003

Category	Floorspace sq ft	Area %	Base %	Index
Wholesale Trade				
Wholesalers	0	0.00	0.08	0
Total Wholesale Trade	0	0.00	0.08	0
<hr/>				
Total Commerce	91,400	4.02		
<hr/>				
Centre Total	2,274,700 sq ft (Ground Floor footprint)			

Goad Centre Category Report

(Outlet Count)



Centre: Kingston upon Thames
Base: All UK Centres
Centre Selection: All Outlets
Survey Date: 20/10/2003

Category	Outlets	Area %	Base %	Index
Retail				
Convenience				
Bakers & Confectioners	7	1.16	1.49	78
Butchers	1	0.17	0.64	26
Confectionery, Tobacco & News	5	0.83	1.22	68
Convenience Stores	1	0.17	0.44	38
Fishmongers	0	0.00	0.12	0
Frozen Foods	1	0.17	0.26	64
Greengrocers	0	0.00	0.36	0
Grocers & Delicatessens	3	0.50	0.67	74
Health Foods	3	0.50	0.45	110
Markets	0	0.00	0.12	0
Off Licences	0	0.00	0.55	0
Shoe Repairs & Key Cutting	5	0.83	0.42	199
Supermarkets	3	0.50	0.69	72
Total Convenience	29	4.80	7.43	65
Comparison				
Antique Shops	2	0.33	0.54	62
Art & Art Dealers	3	0.50	0.65	77
Booksellers	7	1.16	0.65	177
Carpets & Flooring	0	0.00	0.50	0
Catalogue Showrooms	1	0.17	0.17	95
Charity Shops	7	1.16	1.81	64
Chemist & Drugstores	2	0.33	0.96	35
Childrens & Infants Wear	7	1.16	0.66	176
Clothing General	19	3.15	1.84	171
Crafts, Gifts, China & Glass	9	1.49	1.37	109
Cycles & Accessories	1	0.17	0.21	79
Department & Variety Stores	11	1.82	0.66	275
DIY & Home Improvement	5	0.83	0.64	128
Electrical & Other Durable Goods	12	1.99	1.58	126
Florists	2	0.33	0.76	44
Footwear	15	2.48	1.33	187
Furniture Fitted	8	1.32	0.33	401
Furniture General	14	2.32	1.17	198
Gardens & Equipment	0	0.00	0.07	0
Greeting Cards	4	0.66	1.06	62
Hardware & Household Goods	4	0.66	1.28	52
Jewellery, Watches & Silver	14	2.32	1.67	139
Ladies & Mens Wear & Acc.	11	1.82	0.54	337
Ladies Wear & Accessories	42	6.95	3.64	191
Leather & Travel Goods	2	0.33	0.24	138
Mens Wear & Accessories	16	2.65	1.08	245
Music & Musical Instruments	2	0.33	0.19	172
Music & Video Recordings	6	0.99	0.50	200
Newsagents & Stationers	6	0.99	0.55	181
Office Supplies	1	0.17	0.09	177
Other Comparison Goods	3	0.50	0.67	74
Photographic & Optical	2	0.33	0.23	144
Secondhand Goods, Books, etc.	0	0.00	0.30	0
Sports, Camping & Leisure Goods	9	1.49	1.01	148
Telephones & Accessories	13	2.15	0.94	228

Goad Centre Category Report (Outlet Count)



Centre: Kingston upon Thames
 Base: All UK Centres
 Centre Selection: All Outlets
 Survey Date: 20/10/2003

Category	Outlets	Area %	Base %	Index
Textiles & Soft Furnishings	3	0.50	0.93	54
Toiletries, Cosmetics & Beauty Products	9	1.49	0.64	231
Toys, Games & Hobbies	11	1.82	0.83	219
Vehicle & Motorcycle Sales	0	0.00	0.31	0
Vehicle Accessories	1	0.17	0.28	60
Total Comparison	284	47.02	32.89	143

Retail Service

Clothing & Fancy Dress Hire	0	0.00	0.06	0
Dry Cleaners & Launderettes	1	0.17	0.78	21
Filling Stations	0	0.00	0.16	0
Health & Beauty	25	4.14	4.66	89
Opticians	8	1.32	1.23	107
Other Retail Services	2	0.33	0.38	88
Photo Processing	3	0.50	0.42	117
Photo Studio	0	0.00	0.15	0
Post Offices	0	0.00	0.41	0
Repairs, Alterations & Restoration	1	0.17	0.21	79
Travel Agents	7	1.16	1.36	85
TV, Cable & Video Rental	1	0.17	0.06	275
Vehicle Rental	0	0.00	0.05	0
Vehicle Repairs & Services	0	0.00	0.45	0
Video Tape Rental	0	0.00	0.34	0
Total Retail Service	48	7.95	10.72	74

Other Retail

Other Retail Outlets	0	0.00	0.01	0
Total Other Retail	0	0.00	0.01	0

Total Retail	361	59.77		
---------------------	------------	--------------	--	--

Service

Leisure Services

Bars & Wine Bars	16	2.65	1.19	223
Bingo & Amusements	1	0.17	0.50	33
Cafes	26	4.30	2.16	199
Casinos & Betting Offices	3	0.50	0.92	54
Cinemas, Theatres & Concert Halls	3	0.50	0.23	220
Clubs	1	0.17	0.78	21
Disco, Dance & Nightclubs	1	0.17	0.16	102
Fast Food & Take Away	18	2.98	3.72	80
Hotels & Guest Houses	1	0.17	0.43	39
Public Houses	13	2.15	2.97	73
Restaurants	24	3.97	3.69	108
Sports & Leisure Facilities	3	0.50	0.24	204
Total Leisure Services	110	18.21	16.99	107

Financial & Business Services

Building Societies	5	0.83	0.53	157
Building Supplies & Services	0	0.00	0.61	0
Business Goods & Services	0	0.00	0.04	0
Employment & Careers	8	1.32	0.61	218
Financial Services	3	0.50	1.48	33
Legal Services	3	0.50	1.03	48

Goad Centre Category Report (Outlet Count)



Centre: Kingston upon Thames
 Base: All UK Centres
 Centre Selection: All Outlets
 Survey Date: 20/10/2003

Category	Outlets	Area %	Base %	Index
Financial & Business Services				
Other Business Services	1	0.17	0.26	64
Printing & Copying	4	0.66	0.35	187
Property Services	8	1.32	2.71	49
Retail Banks	16	2.65	2.40	110
Total Financial & Business Services	48	7.95	10.03	79
Public Services				
Educational Institutions	1	0.17	0.32	51
Emergency Services	1	0.17	0.14	117
Government & Municipal Buildings	8	1.32	1.03	129
Information & Advice Centres	2	0.33	0.56	59
Libraries, Museums & Art Galleries	2	0.33	0.38	88
Total Public Services	14	2.32	2.43	95
Health & Medical Services				
Medical Services	0	0.00	0.87	0
Total Health & Medical Services	0	0.00	0.87	0
Religious Services				
Religious Institutions	4	0.66	0.67	99
Total Religious Services	4	0.66	0.67	99
Transport Services				
Car Parks	13	2.15	2.45	88
Taxis & Mini-cabs	0	0.00	0.28	0
Transport Facilities	2	0.33	0.26	127
Total Transport Services	15	2.48	2.99	83
Total Service	191	31.62		
Vacant				
Vacant Non-Retail				
Vacant Other Buildings	3	0.50	0.43	116
Total Vacant Non-Retail	3	0.50	0.43	116
Vacant Retail				
Vacant Retail/Service	32	5.30	8.17	65
Total Vacant Retail	32	5.30	8.17	65
Total Vacant	35	5.79		
Commerce				
General Offices				
Offices	12	1.99	3.72	53
Total General Offices	12	1.99	3.72	53
Industrial Activities				
Works, Warehouses & Factories	0	0.00	0.47	0
Total Industrial Activities	0	0.00	0.47	0
Unclassified Building				
Entrance & Stores	5	0.83	1.56	53
Total Unclassified Building	5	0.83	1.56	53

Goad Centre Category Report (Outlet Count)



Centre: Kingston upon Thames
Base: All UK Centres
Centre Selection: All Outlets
Survey Date: 20/10/2003

Category	Outlets	Area %	Base %	Index
Wholesale Trade				
Wholesalers	0	0.00	0.09	0
Total Wholesale Trade	0	0.00	0.09	0
Total Commerce	17	2.81		
Centre Total	604 Outlets			

Goad Centre Category Report

(Outlet Count)



Centre: Kingston upon Thames
Base: All UK Centres
Centre Selection: All Outlets
Survey Date: 20/10/2003

Category	Outlets	Area %	Base %	Index
Distribution of Outlets by Floorspace				
Under 1,000 square feet	192	31.79	38.96	82
Between 1,000 and 2,499 square feet	223	36.92	39.78	93
Between 2,500 and 4,999 square feet	103	17.05	12.56	136
Between 5,000 and 9,999 square feet	40	6.62	5.06	131
Between 10,000 and 14,999 square feet	12	1.99	1.50	132
Between 15,000 and 19,999 square feet	11	1.82	0.70	258
Between 20,000 and 29,999 square feet	11	1.82	0.69	263
30,000 square feet and above	12	1.99	0.74	269

Goad Centre Category Report

(Floorspace sq ft)



Centre: Leatherhead
 Base: All UK Centres
 Centre Selection: All Outlets
 Survey Date: 27/01/2004

Category	Floorspace sq ft	Area %	Base %	Index
Retail				
Convenience				
Bakers & Confectioners	3,400	0.98	0.67	146
Butchers	0	0.00	0.30	0
Confectionery, Tobacco & News	300	0.09	0.49	18
Convenience Stores	3,000	0.86	0.34	256
Fishmongers	0	0.00	0.04	0
Frozen Foods	0	0.00	0.62	0
Greengrocers	900	0.26	0.15	167
Grocers & Delicatessens	0	0.00	0.38	0
Health Foods	1,400	0.40	0.20	200
Markets	0	0.00	0.84	0
Off Licences	0	0.00	0.30	0
Shoe Repairs & Key Cutting	500	0.14	0.10	139
Supermarkets	28,400	8.18	6.43	127
Total Convenience	37,900	10.91	10.87	100
Comparison				
Antique Shops	0	0.00	0.25	0
Art & Art Dealers	1,700	0.49	0.31	157
Booksellers	2,400	0.69	0.49	141
Carpets & Flooring	1,800	0.52	0.50	104
Catalogue Showrooms	0	0.00	0.58	0
Charity Shops	6,000	1.73	0.88	196
Chemist & Drugstores	10,200	2.94	1.29	228
Childrens & Infants Wear	0	0.00	0.54	0
Clothing General	0	0.00	2.52	0
Crafts, Gifts, China & Glass	1,000	0.29	0.61	47
Cycles & Accessories	1,700	0.49	0.13	377
Department & Variety Stores	0	0.00	5.24	0
DIY & Home Improvement	0	0.00	1.08	0
Electrical & Other Durable Goods	7,100	2.04	1.24	165
Florists	900	0.26	0.25	103
Footwear	2,800	0.81	0.94	85
Furniture Fitted	0	0.00	0.24	0
Furniture General	9,900	2.85	1.72	166
Gardens & Equipment	0	0.00	0.06	0
Greeting Cards	2,000	0.58	0.63	92
Hardware & Household Goods	4,200	1.21	1.82	66
Jewellery, Watches & Silver	1,200	0.35	0.65	53
Ladies & Mens Wear & Acc.	2,900	0.83	0.51	164
Ladies Wear & Accessories	3,800	1.09	2.48	44
Leather & Travel Goods	0	0.00	0.11	0
Mens Wear & Accessories	1,300	0.37	0.72	52
Music & Musical Instruments	800	0.23	0.11	210
Music & Video Recordings	1,100	0.32	0.42	76
Newsagents & Stationers	9,800	2.82	0.62	452
Office Supplies	0	0.00	0.11	0
Other Comparison Goods	0	0.00	0.51	0

Goad Centre Category Report

(Floorspace sq ft)



Centre: Leatherhead
 Base: All UK Centres
 Centre Selection: All Outlets
 Survey Date: 27/01/2004

Category	Floorspace sq ft	Area %	Base %	Index
Photographic & Optical	0	0.00	0.10	0
Secondhand Goods, Books, etc.	0	0.00	0.13	0
Sports, Camping & Leisure Goods	0	0.00	1.03	0
Telephones & Accessories	0	0.00	0.42	0
Textiles & Soft Furnishings	0	0.00	0.63	0
Toiletries, Cosmetics & Beauty Products	2,700	0.78	0.63	124
Toys, Games & Hobbies	0	0.00	0.55	0
Vehicle & Motorcycle Sales	0	0.00	0.62	0
Vehicle Accessories	0	0.00	0.25	0
Total Comparison	75,300	21.68	31.91	68

Retail Service

Clothing & Fancy Dress Hire	0	0.00	0.02	0
Dry Cleaners & Launderettes	800	0.23	0.31	74
Filling Stations	0	0.00	0.07	0
Health & Beauty	7,900	2.27	1.92	118
Opticians	1,700	0.49	0.63	77
Other Retail Services	0	0.00	0.25	0
Photo Processing	1,200	0.35	0.13	265
Photo Studio	0	0.00	0.06	0
Post Offices	0	0.00	0.52	0
Repairs, Alterations & Restoration	0	0.00	0.07	0
Travel Agents	5,900	1.70	0.67	254
TV, Cable & Video Rental	0	0.00	0.03	0
Vehicle Rental	0	0.00	0.04	0
Vehicle Repairs & Services	0	0.00	0.57	0
Video Tape Rental	2,000	0.58	0.28	209
Total Retail Service	19,500	5.61	5.58	101

Other Retail

Other Retail Outlets	0	0.00	0.01	0
Total Other Retail	0	0.00	0.01	0

Total Retail	132,700	38.20		
---------------------	----------------	--------------	--	--

Service

Leisure Services

Bars & Wine Bars	0	0.00	1.58	0
Bingo & Amusements	0	0.00	0.89	0
Cafes	2,000	0.58	1.04	55
Casinos & Betting Offices	800	0.23	0.55	42
Cinemas, Theatres & Concert Halls	6,600	1.90	1.19	160
Clubs	6,500	1.87	1.23	153
Disco, Dance & Nightclubs	0	0.00	0.36	0
Fast Food & Take Away	4,600	1.32	1.67	79
Hotels & Guest Houses	0	0.00	1.24	0
Public Houses	12,500	3.60	3.61	100
Restaurants	9,600	2.76	2.53	109
Sports & Leisure Facilities	0	0.00	1.13	0

Printed on: 06/07/2004

Page: 2

Copyright© Experian 1999

Goad Centre Category Report

(Floorspace sq ft)



Centre: Leatherhead
 Base: All UK Centres
 Centre Selection: All Outlets
 Survey Date: 27/01/2004

Category	Floorspace sq ft	Area %	Base %	Index
Total Leisure Services	42,600	12.26	17.01	72
Financial & Business Services				
Building Societies	1,500	0.43	0.37	117
Building Supplies & Services	900	0.26	0.52	50
Business Goods & Services	0	0.00	0.06	0
Employment & Careers	2,200	0.63	0.30	214
Financial Services	0	0.00	0.81	0
Legal Services	4,400	1.27	0.70	180
Other Business Services	0	0.00	0.28	0
Printing & Copying	1,600	0.46	0.20	228
Property Services	12,800	3.68	1.39	264
Retail Banks	14,900	4.29	2.72	158
Total Financial & Business Services	38,300	11.02	7.34	150
Public Services				
Educational Institutions	0	0.00	1.05	0
Emergency Services	0	0.00	0.57	0
Government & Municipal Buildings	10,300	2.96	2.54	117
Information & Advice Centres	1,700	0.49	0.35	138
Libraries, Museums & Art Galleries	0	0.00	0.94	0
Total Public Services	12,000	3.45	5.45	63
Health & Medical Services				
Medical Services	500	0.14	0.76	19
Total Health & Medical Services	500	0.14	0.76	19
Religious Services				
Religious Institutions	0	0.00	1.82	0
Total Religious Services	0	0.00	1.82	0
Transport Services				
Car Parks	28,400	8.18	5.11	160
Taxis & Mini-cabs	2,700	0.78	0.07	1,122
Transport Facilities	0	0.00	0.23	0
Total Transport Services	31,100	8.95	5.41	166
Total Service	124,500	35.84		
Vacant				
Vacant Non-Retail				
Vacant Other Buildings	0	0.00	0.71	0
Total Vacant Non-Retail	0	0.00	0.71	0
Vacant Retail				
Vacant Retail/Service	26,700	7.69	5.44	141
Total Vacant Retail	26,700	7.69	5.44	141
Total Vacant	26,700	7.69		

Goad Centre Category Report

(Floorspace sq ft)



Centre: Leatherhead
Base: All UK Centres
Centre Selection: All Outlets
Survey Date: 27/01/2004

Category	Floorspace sq ft	Area %	Base %	Index
Commerce				
General Offices				
Offices	63,100	18.16	5.36	339
Sorting Office	0	0.00	0.25	0
Total General Offices	63,100	18.16	5.60	324
Industrial Activities				
Works, Warehouses & Factories	0	0.00	1.12	0
Total Industrial Activities	0	0.00	1.12	0
Unclassified Building				
Entrance & Stores	400	0.12	0.88	13
Total Unclassified Building	400	0.12	0.88	13
Wholesale Trade				
Wholesalers	0	0.00	0.08	0
Total Wholesale Trade	0	0.00	0.08	0
Total Commerce	63,500	18.28		
Centre Total	347,400 sq ft (Ground Floor footprint)			

Goad Centre Category Report

(Outlet Count)



Centre: Leatherhead
 Base: All UK Centres
 Centre Selection: All Outlets
 Survey Date: 27/01/2004

Category	Outlets	Area %	Base %	Index
Retail				
Convenience				
Bakers & Confectioners	1	0.58	1.50	39
Butchers	0	0.00	0.63	0
Confectionery, Tobacco & News	1	0.58	1.22	48
Convenience Stores	1	0.58	0.45	131
Fishmongers	0	0.00	0.11	0
Frozen Foods	0	0.00	0.26	0
Greengrocers	1	0.58	0.36	165
Grocers & Delicatessens	0	0.00	0.68	0
Health Foods	1	0.58	0.45	129
Markets	0	0.00	0.12	0
Off Licences	0	0.00	0.54	0
Shoe Repairs & Key Cutting	1	0.58	0.42	140
Supermarkets	1	0.58	0.70	84
Total Convenience	7	4.09	7.44	55
Comparison				
Antique Shops	0	0.00	0.53	0
Art & Art Dealers	2	1.17	0.65	180
Booksellers	2	1.17	0.65	179
Carpets & Flooring	1	0.58	0.50	116
Catalogue Showrooms	0	0.00	0.17	0
Charity Shops	6	3.51	1.81	194
Chemist & Drugstores	1	0.58	0.96	61
Childrens & Infants Wear	0	0.00	0.66	0
Clothing General	0	0.00	1.86	0
Crafts, Gifts, China & Glass	2	1.17	1.38	85
Cycles & Accessories	1	0.58	0.21	283
Department & Variety Stores	0	0.00	0.66	0
DIY & Home Improvement	0	0.00	0.67	0
Electrical & Other Durable Goods	6	3.51	1.58	222
Florists	1	0.58	0.76	77
Footwear	2	1.17	1.34	87
Furniture Fitted	0	0.00	0.33	0
Furniture General	5	2.92	1.17	250
Gardens & Equipment	0	0.00	0.06	0
Greeting Cards	2	1.17	1.08	109
Hardware & Household Goods	3	1.75	1.25	140
Jewellery, Watches & Silver	2	1.17	1.69	69
Ladies & Mens Wear & Acc.	1	0.58	0.55	106
Ladies Wear & Accessories	2	1.17	3.67	32
Leather & Travel Goods	0	0.00	0.24	0
Mens Wear & Accessories	1	0.58	1.08	54
Music & Musical Instruments	1	0.58	0.19	302
Music & Video Recordings	1	0.58	0.49	119
Newsagents & Stationers	2	1.17	0.55	212
Office Supplies	0	0.00	0.09	0

Goad Centre Category Report

(Outlet Count)



Centre: Leatherhead
 Base: All UK Centres
 Centre Selection: All Outlets
 Survey Date: 27/01/2004

Category	Outlets	Area %	Base %	Index
Other Comparison Goods	0	0.00	0.68	0
Photographic & Optical	0	0.00	0.23	0
Secondhand Goods, Books, etc.	0	0.00	0.30	0
Sports, Camping & Leisure Goods	0	0.00	1.01	0
Telephones & Accessories	0	0.00	0.94	0
Textiles & Soft Furnishings	0	0.00	0.93	0
Toiletries, Cosmetics & Beauty Products	1	0.58	0.66	89
Toys, Games & Hobbies	0	0.00	0.85	0
Vehicle & Motorcycle Sales	0	0.00	0.31	0
Vehicle Accessories	0	0.00	0.27	0
Total Comparison	45	26.32	33.01	80

Retail Service

Clothing & Fancy Dress Hire	0	0.00	0.06	0
Dry Cleaners & Launderettes	1	0.58	0.79	74
Filling Stations	0	0.00	0.15	0
Health & Beauty	8	4.68	4.77	98
Opticians	2	1.17	1.24	94
Other Retail Services	0	0.00	0.37	0
Photo Processing	2	1.17	0.42	275
Photo Studio	0	0.00	0.15	0
Post Offices	0	0.00	0.33	0
Repairs, Alterations & Restoration	0	0.00	0.21	0
Travel Agents	5	2.92	1.36	215
TV, Cable & Video Rental	0	0.00	0.05	0
Vehicle Rental	0	0.00	0.05	0
Vehicle Repairs & Services	0	0.00	0.45	0
Video Tape Rental	1	0.58	0.34	171
Total Retail Service	19	11.11	10.75	103

Other Retail

Other Retail Outlets	0	0.00	0.00	0
Total Other Retail	0	0.00	0.00	0

Total Retail	71	41.52		
---------------------	-----------	--------------	--	--

Service

Leisure Services

Bars & Wine Bars	0	0.00	1.21	0
Bingo & Amusements	0	0.00	0.51	0
Cafes	3	1.75	2.20	80
Casinos & Betting Offices	1	0.58	0.93	63
Cinemas, Theatres & Concert Halls	1	0.58	0.23	259
Clubs	2	1.17	0.78	150
Disco, Dance & Nightclubs	0	0.00	0.17	0
Fast Food & Take Away	6	3.51	3.80	92
Hotels & Guest Houses	0	0.00	0.42	0
Public Houses	4	2.34	2.97	79
Restaurants	7	4.09	3.70	111

Printed on: 06/07/2004

Page: 2

Copyright© Experian 1999

Goad Centre Category Report

(Outlet Count)



Centre: Leatherhead
 Base: All UK Centres
 Centre Selection: All Outlets
 Survey Date: 27/01/2004

Category	Outlets	Area %	Base %	Index
Sports & Leisure Facilities	0	0.00	0.25	0
Total Leisure Services	24	14.04	17.15	82
Financial & Business Services				
Building Societies	1	0.58	0.53	110
Building Supplies & Services	1	0.58	0.61	95
Business Goods & Services	0	0.00	0.04	0
Employment & Careers	3	1.75	0.61	288
Financial Services	0	0.00	1.49	0
Legal Services	3	1.75	1.04	169
Other Business Services	0	0.00	0.26	0
Printing & Copying	2	1.17	0.35	332
Property Services	11	6.43	2.75	234
Retail Banks	8	4.68	2.41	195
Total Financial & Business Services	29	16.96	10.09	168
Public Services				
Educational Institutions	0	0.00	0.33	0
Emergency Services	0	0.00	0.14	0
Government & Municipal Buildings	1	0.58	1.04	56
Information & Advice Centres	2	1.17	0.57	207
Libraries, Museums & Art Galleries	0	0.00	0.38	0
Total Public Services	3	1.75	2.45	72
Health & Medical Services				
Medical Services	2	1.17	0.88	133
Total Health & Medical Services	2	1.17	0.88	133
Religious Services				
Religious Institutions	0	0.00	0.68	0
Total Religious Services	0	0.00	0.68	0
Transport Services				
Car Parks	2	1.17	2.44	48
Taxis & Mini-cabs	1	0.58	0.28	212
Transport Facilities	0	0.00	0.26	0
Total Transport Services	3	1.75	2.97	59
Total Service	61	35.67		
Vacant				
Vacant Non-Retail				
Vacant Other Buildings	0	0.00	0.43	0
Total Vacant Non-Retail	0	0.00	0.43	0
Vacant Retail				
Vacant Retail/Service	15	8.77	8.16	107
Total Vacant Retail	15	8.77	8.16	107

Goad Centre Category Report

(Outlet Count)



Centre: Leatherhead
Base: All UK Centres
Centre Selection: All Outlets
Survey Date: 27/01/2004

Category	Outlets	Area %	Base %	Index
Total Vacant	15	8.77		
<hr/>				
Commerce				
General Offices				
Offices	23	13.45	3.78	356
Sorting Office	0	0.00	0.07	0
Total General Offices	23	13.45	3.85	349
<hr/>				
Industrial Activities				
Works, Warehouses & Factories	0	0.00	0.47	0
Total Industrial Activities	0	0.00	0.47	0
<hr/>				
Unclassified Building				
Entrance & Stores	1	0.58	1.57	37
Total Unclassified Building	1	0.58	1.57	37
<hr/>				
Wholesale Trade				
Wholesalers	0	0.00	0.09	0
Total Wholesale Trade	0	0.00	0.09	0
<hr/>				
Total Commerce	24	14.04		
<hr/>				
Centre Total	171	Outlets		

Goad Centre Category Report

(Outlet Count)



Centre: Leatherhead
Base: All UK Centres
Centre Selection: All Outlets
Survey Date: 27/01/2004

Category	Outlets	Area %	Base %	Index
Distribution of Outlets by Floorspace				
Under 1,000 square feet	78	45.61	38.97	117
Between 1,000 and 2,499 square feet	63	36.84	39.75	93
Between 2,500 and 4,999 square feet	18	10.53	12.58	84
Between 5,000 and 9,999 square feet	6	3.51	5.06	69
Between 10,000 and 14,999 square feet	3	1.75	1.50	117
Between 15,000 and 19,999 square feet	1	0.58	0.70	83
Between 20,000 and 29,999 square feet	2	1.17	0.70	168
30,000 square feet and above	0	0.00	0.74	0

Goad Centre Category Report

(Floorspace sq ft)



Centre: Staines
 Base: All UK Centres
 Centre Selection: All Outlets
 Survey Date: 03/01/2003

Category	Floorspace sq ft	Area %	Base %	Index
Retail				
Convenience				
Bakers & Confectioners	5,800	0.60	0.67	89
Butchers	0	0.00	0.30	0
Confectionery, Tobacco & News	0	0.00	0.49	0
Convenience Stores	0	0.00	0.33	0
Fishmongers	0	0.00	0.04	0
Frozen Foods	0	0.00	0.61	0
Greengrocers	0	0.00	0.16	0
Grocers & Delicatessens	0	0.00	0.38	0
Health Foods	2,400	0.25	0.20	123
Markets	0	0.00	0.84	0
Off Licences	2,300	0.24	0.31	77
Shoe Repairs & Key Cutting	700	0.07	0.10	69
Supermarkets	27,600	2.84	6.37	45
Total Convenience	38,800	3.99	10.82	37
Comparison				
Antique Shops	800	0.08	0.26	32
Art & Art Dealers	1,800	0.19	0.31	59
Booksellers	10,200	1.05	0.49	215
Carpets & Flooring	31,300	3.22	0.49	653
Catalogue Showrooms	7,500	0.77	0.58	134
Charity Shops	3,200	0.33	0.88	37
Chemist & Drugstores	23,300	2.40	1.28	187
Childrens & Infants Wear	14,200	1.46	0.54	272
Clothing General	31,300	3.22	2.47	130
Crafts, Gifts, China & Glass	1,700	0.17	0.60	29
Cycles & Accessories	4,400	0.45	0.13	341
Department & Variety Stores	105,400	10.83	5.21	208
DIY & Home Improvement	0	0.00	1.04	0
Electrical & Other Durable Goods	37,100	3.81	1.24	307
Florists	2,200	0.23	0.25	90
Footwear	6,400	0.66	0.94	70
Furniture Fitted	2,700	0.28	0.24	114
Furniture General	34,000	3.50	1.73	202
Gardens & Equipment	0	0.00	0.06	0
Greeting Cards	5,500	0.57	0.62	91
Hardware & Household Goods	9,800	1.01	1.83	55
Jewellery, Watches & Silver	7,600	0.78	0.65	121
Ladies & Mens Wear & Acc.	13,500	1.39	0.50	279
Ladies Wear & Accessories	23,900	2.46	2.46	100
Leather & Travel Goods	0	0.00	0.11	0
Mens Wear & Accessories	8,600	0.88	0.72	123
Music & Musical Instruments	0	0.00	0.11	0
Music & Video Recordings	6,500	0.67	0.42	160
Newsagents & Stationers	9,400	0.97	0.62	155
Office Supplies	21,700	2.23	0.11	2,017
Other Comparison Goods	8,400	0.86	0.51	170
Photographic & Optical	2,600	0.27	0.10	272
Secondhand Goods, Books, etc.	0	0.00	0.14	0
Sports, Camping & Leisure Goods	39,700	4.08	1.01	403
Telephones & Accessories	8,600	0.88	0.42	209

Goad Centre Category Report

(Floorspace sq ft)



Centre: Staines
 Base: All UK Centres
 Centre Selection: All Outlets
 Survey Date: 03/01/2003

Category	Floorspace sq ft	Area %	Base %	Index
Textiles & Soft Furnishings	7,100	0.73	0.63	116
Toiletries, Cosmetics & Beauty Products	5,400	0.56	0.62	90
Toys, Games & Hobbies	10,200	1.05	0.55	190
Vehicle & Motorcycle Sales	0	0.00	0.65	0
Vehicle Accessories	7,100	0.73	0.26	282
Total Comparison	513,100	52.74	31.78	166

Retail Service

Clothing & Fancy Dress Hire	0	0.00	0.02	0
Dry Cleaners & Launderettes	1,400	0.14	0.31	46
Filling Stations	0	0.00	0.07	0
Health & Beauty	9,700	1.00	1.89	53
Opticians	6,700	0.69	0.63	110
Other Retail Services	1,000	0.10	0.26	40
Photo Processing	0	0.00	0.13	0
Photo Studio	0	0.00	0.06	0
Post Offices	2,700	0.28	0.81	34
Repairs, Alterations & Restoration	0	0.00	0.07	0
Travel Agents	11,600	1.19	0.68	177
TV, Cable & Video Rental	1,700	0.17	0.03	544
Vehicle Rental	0	0.00	0.04	0
Vehicle Repairs & Services	0	0.00	0.57	0
Video Tape Rental	4,900	0.50	0.28	182
Total Retail Service	39,700	4.08	5.85	70

Other Retail

Other Retail Outlets	0	0.00	0.01	0
Total Other Retail	0	0.00	0.01	0

Total Retail 591,600 60.81

Service

Leisure Services

Bars & Wine Bars	13,000	1.34	1.57	85
Bingo & Amusements	2,400	0.25	0.88	28
Cafes	7,800	0.80	1.02	78
Casinos & Betting Offices	1,300	0.13	0.55	24
Cinemas, Theatres & Concert Halls	12,800	1.32	1.19	111
Clubs	10,500	1.08	1.23	87
Disco, Dance & Nightclubs	0	0.00	0.36	0
Fast Food & Take Away	15,500	1.59	1.64	97
Hotels & Guest Houses	13,600	1.40	1.25	112
Public Houses	23,300	2.40	3.61	66
Restaurants	21,000	2.16	2.52	86
Sports & Leisure Facilities	0	0.00	1.12	0
Total Leisure Services	121,200	12.46	16.94	74

Financial & Business Services

Building Societies	3,000	0.31	0.37	83
Building Supplies & Services	3,700	0.38	0.53	72
Business Goods & Services	0	0.00	0.06	0
Employment & Careers	10,800	1.11	0.30	375
Financial Services	4,400	0.45	0.81	56
Legal Services	2,400	0.25	0.70	35

Goad Centre Category Report

(Floorspace sq ft)



Centre: Staines
 Base: All UK Centres
 Centre Selection: All Outlets
 Survey Date: 03/01/2003

Category	Floorspace sq ft	Area %	Base %	Index
Other Business Services	0	0.00	0.28	0
Printing & Copying	0	0.00	0.20	0
Property Services	10,500	1.08	1.38	78
Retail Banks	28,600	2.94	2.72	108
Total Financial & Business Services	63,400	6.52	7.35	89
Public Services				
Educational Institutions	0	0.00	1.06	0
Emergency Services	0	0.00	0.57	0
Government & Municipal Buildings	7,600	0.78	2.52	31
Information & Advice Centres	0	0.00	0.36	0
Libraries, Museums & Art Galleries	10,100	1.04	0.93	112
Total Public Services	17,700	1.82	5.43	33
Health & Medical Services				
Medical Services	0	0.00	0.76	0
Total Health & Medical Services	0	0.00	0.76	0
Religious Services				
Religious Institutions	0	0.00	1.83	0
Total Religious Services	0	0.00	1.83	0
Transport Services				
Car Parks	21,900	2.25	5.13	44
Taxis & Mini-cabs	200	0.02	0.07	29
Transport Facilities	0	0.00	0.21	0
Total Transport Services	22,100	2.27	5.41	42
Total Service	224,400	23.07		
Vacant				
Vacant Non-Retail				
Vacant Other Buildings	0	0.00	0.71	0
Total Vacant Non-Retail	0	0.00	0.71	0
Vacant Retail				
Vacant Retail/Service	46,100	4.74	5.40	88
Total Vacant Retail	46,100	4.74	5.40	88
Total Vacant	46,100	4.74		
Commerce				
General Offices				
Offices	108,200	11.12	5.35	208
Total General Offices	108,200	11.12	5.35	208
Industrial Activities				
Works, Warehouses & Factories	0	0.00	1.14	0
Total Industrial Activities	0	0.00	1.14	0
Unclassified Building				
Entrance & Stores	2,500	0.26	0.87	30
Total Unclassified Building	2,500	0.26	0.87	30

Goad Centre Category Report

(Floorspace sq ft)



Centre: Staines
Base: All UK Centres
Centre Selection: All Outlets
Survey Date: 03/01/2003

Category	Floorspace sq ft	Area %	Base %	Index
Wholesale Trade				
Wholesalers	0	0.00	0.08	0
Total Wholesale Trade	0	0.00	0.08	0
<hr/>				
Total Commerce	110,700	11.38		
<hr/>				
Centre Total	972,800 sq ft (Ground Floor footprint)			

Goad Centre Category Report

(Outlet Count)



Centre: Staines
 Base: All UK Centres
 Centre Selection: All Outlets
 Survey Date: 03/01/2003

Category	Outlets	Area %	Base %	Index
Retail				
Convenience				
Bakers & Confectioners	2	0.68	1.49	46
Butchers	0	0.00	0.64	0
Confectionery, Tobacco & News	0	0.00	1.22	0
Convenience Stores	0	0.00	0.44	0
Fishmongers	0	0.00	0.12	0
Frozen Foods	0	0.00	0.26	0
Greengrocers	0	0.00	0.36	0
Grocers & Delicatessens	0	0.00	0.67	0
Health Foods	3	1.02	0.45	227
Markets	0	0.00	0.12	0
Off Licences	3	1.02	0.55	187
Shoe Repairs & Key Cutting	1	0.34	0.42	82
Supermarkets	1	0.34	0.69	49
Total Convenience	10	3.41	7.43	46
Comparison				
Antique Shops	1	0.34	0.54	64
Art & Art Dealers	2	0.68	0.65	105
Booksellers	4	1.37	0.65	209
Carpets & Flooring	3	1.02	0.50	204
Catalogue Showrooms	1	0.34	0.17	196
Charity Shops	3	1.02	1.81	57
Chemist & Drugstores	2	0.68	0.96	71
Childrens & Infants Wear	3	1.02	0.66	156
Clothing General	10	3.41	1.84	185
Crafts, Gifts, China & Glass	1	0.34	1.37	25
Cycles & Accessories	2	0.68	0.21	327
Department & Variety Stores	4	1.37	0.66	206
DIY & Home Improvement	0	0.00	0.64	0
Electrical & Other Durable Goods	6	2.05	1.58	129
Florists	4	1.37	0.76	180
Footwear	4	1.37	1.33	103
Furniture Fitted	2	0.68	0.33	207
Furniture General	9	3.07	1.17	262
Gardens & Equipment	0	0.00	0.07	0
Greeting Cards	3	1.02	1.06	96
Hardware & Household Goods	4	1.37	1.28	107
Jewellery, Watches & Silver	7	2.39	1.67	143
Ladies & Mens Wear & Acc.	4	1.37	0.54	253
Ladies Wear & Accessories	10	3.41	3.64	94
Leather & Travel Goods	0	0.00	0.24	0
Mens Wear & Accessories	5	1.71	1.08	158
Music & Musical Instruments	0	0.00	0.19	0
Music & Video Recordings	3	1.02	0.50	206
Newsagents & Stationers	2	0.68	0.55	125
Office Supplies	1	0.34	0.09	365
Other Comparison Goods	2	0.68	0.67	102
Photographic & Optical	2	0.68	0.23	297
Secondhand Goods, Books, etc.	0	0.00	0.30	0
Sports, Camping & Leisure Goods	5	1.71	1.01	169
Telephones & Accessories	7	2.39	0.94	253

Goad Centre Category Report

(Outlet Count)



Centre: Staines
 Base: All UK Centres
 Centre Selection: All Outlets
 Survey Date: 03/01/2003

Category	Outlets	Area %	Base %	Index
Textiles & Soft Furnishings	4	1.37	0.93	147
Toiletries, Cosmetics & Beauty Products	3	1.02	0.64	159
Toys, Games & Hobbies	6	2.05	0.83	246
Vehicle & Motorcycle Sales	0	0.00	0.31	0
Vehicle Accessories	2	0.68	0.28	247
Total Comparison	131	44.71	32.89	136

Retail Service

Clothing & Fancy Dress Hire	0	0.00	0.06	0
Dry Cleaners & Launderettes	2	0.68	0.78	87
Filling Stations	0	0.00	0.16	0
Health & Beauty	11	3.75	4.66	81
Opticians	4	1.37	1.23	111
Other Retail Services	1	0.34	0.38	91
Photo Processing	0	0.00	0.42	0
Photo Studio	0	0.00	0.15	0
Post Offices	2	0.68	0.41	165
Repairs, Alterations & Restoration	0	0.00	0.21	0
Travel Agents	3	1.02	1.36	76
TV, Cable & Video Rental	1	0.34	0.06	568
Vehicle Rental	0	0.00	0.05	0
Vehicle Repairs & Services	0	0.00	0.45	0
Video Tape Rental	1	0.34	0.34	99
Total Retail Service	25	8.53	10.72	80

Other Retail

Other Retail Outlets	0	0.00	0.01	0
Total Other Retail	0	0.00	0.01	0

Total Retail	166	56.66		
---------------------	------------	--------------	--	--

Service

Leisure Services

Bars & Wine Bars	5	1.71	1.19	143
Bingo & Amusements	1	0.34	0.50	68
Cafes	5	1.71	2.16	79
Casinos & Betting Offices	3	1.02	0.92	112
Cinemas, Theatres & Concert Halls	2	0.68	0.23	302
Clubs	2	0.68	0.78	88
Disco, Dance & Nightclubs	0	0.00	0.16	0
Fast Food & Take Away	12	4.10	3.72	110
Hotels & Guest Houses	2	0.68	0.43	160
Public Houses	6	2.05	2.97	69
Restaurants	9	3.07	3.69	83
Sports & Leisure Facilities	0	0.00	0.24	0
Total Leisure Services	47	16.04	16.99	94

Financial & Business Services

Building Societies	1	0.34	0.53	65
Building Supplies & Services	2	0.68	0.61	112
Business Goods & Services	0	0.00	0.04	0
Employment & Careers	12	4.10	0.61	675
Financial Services	5	1.71	1.48	115
Legal Services	2	0.68	1.03	66

Goad Centre Category Report

(Outlet Count)



Centre: Staines
 Base: All UK Centres
 Centre Selection: All Outlets
 Survey Date: 03/01/2003

Category	Outlets	Area %	Base %	Index
Other Business Services	0	0.00	0.26	0
Printing & Copying	0	0.00	0.35	0
Property Services	8	2.73	2.71	101
Retail Banks	7	2.39	2.40	99
Total Financial & Business Services	37	12.63	10.03	126
Public Services				
Educational Institutions	0	0.00	0.32	0
Emergency Services	0	0.00	0.14	0
Government & Municipal Buildings	4	1.37	1.03	133
Information & Advice Centres	0	0.00	0.56	0
Libraries, Museums & Art Galleries	2	0.68	0.38	181
Total Public Services	6	2.05	2.43	84
Health & Medical Services				
Medical Services	0	0.00	0.87	0
Total Health & Medical Services	0	0.00	0.87	0
Religious Services				
Religious Institutions	0	0.00	0.67	0
Total Religious Services	0	0.00	0.67	0
Transport Services				
Car Parks	9	3.07	2.45	125
Taxis & Mini-cabs	1	0.34	0.28	124
Transport Facilities	0	0.00	0.26	0
Total Transport Services	10	3.41	2.99	114
Total Service	100	34.13		
Vacant				
Vacant Non-Retail				
Vacant Other Buildings	0	0.00	0.43	0
Total Vacant Non-Retail	0	0.00	0.43	0
Vacant Retail				
Vacant Retail/Service	16	5.46	8.17	67
Total Vacant Retail	16	5.46	8.17	67
Total Vacant	16	5.46		
Commerce				
General Offices				
Offices	9	3.07	3.72	83
Total General Offices	9	3.07	3.72	83
Industrial Activities				
Works, Warehouses & Factories	0	0.00	0.47	0
Total Industrial Activities	0	0.00	0.47	0
Unclassified Building				
Entrance & Stores	2	0.68	1.56	44
Total Unclassified Building	2	0.68	1.56	44

Goad Centre Category Report (Outlet Count)



Centre: Staines
Base: All UK Centres
Centre Selection: All Outlets
Survey Date: 03/01/2003

Category	Outlets	Area %	Base %	Index
Wholesale Trade				
Wholesalers	0	0.00	0.09	0
Total Wholesale Trade	0	0.00	0.09	0
Total Commerce	11	3.75		
Centre Total	293 Outlets			

Goad Centre Category Report

(Outlet Count)



Centre: Staines
Base: All UK Centres
Centre Selection: All Outlets
Survey Date: 03/01/2003

Category	Outlets	Area %	Base %	Index
Distribution of Outlets by Floorspace				
Under 1,000 square feet	83	28.33	38.96	73
Between 1,000 and 2,499 square feet	111	37.88	39.78	95
Between 2,500 and 4,999 square feet	59	20.14	12.56	160
Between 5,000 and 9,999 square feet	22	7.51	5.06	148
Between 10,000 and 14,999 square feet	4	1.37	1.50	91
Between 15,000 and 19,999 square feet	2	0.68	0.70	97
Between 20,000 and 29,999 square feet	11	3.75	0.69	542
30,000 square feet and above	1	0.34	0.74	46

Goad Centre Category Report

(Floorspace sq ft)



Centre: West Byfleet
 Base: All UK Centres
 Centre Selection: All Outlets
 Survey Date: 10/09/2003

Category	Floorspace sq ft	Area %	Base %	Index
Retail				
Convenience				
Bakers & Confectioners	1,200	0.62	0.67	92
Butchers	500	0.26	0.30	84
Confectionery, Tobacco & News	2,300	1.18	0.49	240
Convenience Stores	2,500	1.28	0.33	389
Fishmongers	1,400	0.72	0.04	1,648
Frozen Foods	0	0.00	0.61	0
Greengrocers	0	0.00	0.16	0
Grocers & Delicatessens	0	0.00	0.38	0
Health Foods	0	0.00	0.20	0
Markets	0	0.00	0.84	0
Off Licences	4,100	2.10	0.31	685
Shoe Repairs & Key Cutting	0	0.00	0.10	0
Supermarkets	19,400	9.96	6.37	156
Total Convenience	31,400	16.12	10.82	149
Comparison				
Antique Shops	0	0.00	0.26	0
Art & Art Dealers	5,600	2.87	0.31	922
Booksellers	1,100	0.56	0.49	116
Carpets & Flooring	0	0.00	0.49	0
Catalogue Showrooms	0	0.00	0.58	0
Charity Shops	2,500	1.28	0.88	146
Chemist & Drugstores	5,200	2.67	1.28	208
Childrens & Infants Wear	0	0.00	0.54	0
Clothing General	0	0.00	2.47	0
Crafts, Gifts, China & Glass	1,100	0.56	0.60	93
Cycles & Accessories	0	0.00	0.13	0
Department & Variety Stores	4,900	2.52	5.21	48
DIY & Home Improvement	5,000	2.57	1.04	246
Electrical & Other Durable Goods	6,900	3.54	1.24	285
Florists	1,400	0.72	0.25	285
Footwear	1,300	0.67	0.94	71
Furniture Fitted	2,100	1.08	0.24	444
Furniture General	1,900	0.98	1.73	56
Gardens & Equipment	0	0.00	0.06	0
Greeting Cards	0	0.00	0.62	0
Hardware & Household Goods	0	0.00	1.83	0
Jewellery, Watches & Silver	900	0.46	0.65	72
Ladies & Mens Wear & Acc.	0	0.00	0.50	0
Ladies Wear & Accessories	7,700	3.95	2.46	161
Leather & Travel Goods	0	0.00	0.11	0
Mens Wear & Accessories	0	0.00	0.72	0
Music & Musical Instruments	2,100	1.08	0.11	999
Music & Video Recordings	0	0.00	0.42	0
Newsagents & Stationers	0	0.00	0.62	0
Office Supplies	0	0.00	0.11	0
Other Comparison Goods	0	0.00	0.51	0
Photographic & Optical	0	0.00	0.10	0
Secondhand Goods, Books, etc.	0	0.00	0.14	0
Sports, Camping & Leisure Goods	0	0.00	1.01	0
Telephones & Accessories	1,200	0.62	0.42	146

Goad Centre Category Report

(Floorspace sq ft)



Centre: West Byfleet
 Base: All UK Centres
 Centre Selection: All Outlets
 Survey Date: 10/09/2003

Category	Floorspace sq ft	Area %	Base %	Index
Textiles & Soft Furnishings	300	0.15	0.63	24
Toiletries, Cosmetics & Beauty Products	0	0.00	0.62	0
Toys, Games & Hobbies	0	0.00	0.55	0
Vehicle & Motorcycle Sales	0	0.00	0.65	0
Vehicle Accessories	0	0.00	0.26	0
Total Comparison	51,200	26.28	31.78	83

Retail Service				
Clothing & Fancy Dress Hire	0	0.00	0.02	0
Dry Cleaners & Launderettes	3,300	1.69	0.31	546
Filling Stations	1,300	0.67	0.07	902
Health & Beauty	5,100	2.62	1.89	139
Opticians	2,200	1.13	0.63	180
Other Retail Services	1,800	0.92	0.26	361
Photo Processing	0	0.00	0.13	0
Photo Studio	0	0.00	0.06	0
Post Offices	0	0.00	0.81	0
Repairs, Alterations & Restoration	0	0.00	0.07	0
Travel Agents	1,300	0.67	0.68	99
TV, Cable & Video Rental	0	0.00	0.03	0
Vehicle Rental	0	0.00	0.04	0
Vehicle Repairs & Services	6,400	3.29	0.57	572
Video Tape Rental	1,700	0.87	0.28	316
Total Retail Service	23,100	11.86	5.85	203

Other Retail				
Other Retail Outlets	0	0.00	0.01	0
Total Other Retail	0	0.00	0.01	0
Total Retail	105,700	54.26		

Service

Leisure Services				
Bars & Wine Bars	1,200	0.62	1.57	39
Bingo & Amusements	0	0.00	0.88	0
Cafes	2,300	1.18	1.02	115
Casinos & Betting Offices	800	0.41	0.55	75
Cinemas, Theatres & Concert Halls	0	0.00	1.19	0
Clubs	5,400	2.77	1.23	225
Disco, Dance & Nightclubs	0	0.00	0.36	0
Fast Food & Take Away	1,600	0.82	1.64	50
Hotels & Guest Houses	0	0.00	1.25	0
Public Houses	0	0.00	3.61	0
Restaurants	13,900	7.14	2.52	283
Sports & Leisure Facilities	3,500	1.80	1.12	161
Total Leisure Services	28,700	14.73	16.94	87

Financial & Business Services

Building Societies	0	0.00	0.37	0
Building Supplies & Services	0	0.00	0.53	0
Business Goods & Services	0	0.00	0.06	0
Employment & Careers	0	0.00	0.30	0
Financial Services	0	0.00	0.81	0
Legal Services	0	0.00	0.70	0

Goad Centre Category Report

(Floorspace sq ft)



Centre: West Byfleet
 Base: All UK Centres
 Centre Selection: All Outlets
 Survey Date: 10/09/2003

Category	Floorspace sq ft	Area %	Base %	Index
Other Business Services	2,100	1.08	0.28	392
Printing & Copying	0	0.00	0.20	0
Property Services	10,000	5.13	1.38	371
Retail Banks	11,300	5.80	2.72	213
Total Financial & Business Services	23,400	12.01	7.35	164
Public Services				
Educational Institutions	0	0.00	1.06	0
Emergency Services	0	0.00	0.57	0
Government & Municipal Buildings	0	0.00	2.52	0
Information & Advice Centres	0	0.00	0.36	0
Libraries, Museums & Art Galleries	2,400	1.23	0.93	133
Total Public Services	2,400	1.23	5.43	23
Health & Medical Services				
Medical Services	10,400	5.34	0.76	701
Total Health & Medical Services	10,400	5.34	0.76	701
Religious Services				
Religious Institutions	7,800	4.00	1.83	219
Total Religious Services	7,800	4.00	1.83	219
Transport Services				
Car Parks	0	0.00	5.13	0
Taxis & Mini-cabs	200	0.10	0.07	147
Transport Facilities	0	0.00	0.21	0
Total Transport Services	200	0.10	5.41	2
Total Service	72,900	37.42		
Vacant				
Vacant Non-Retail				
Vacant Other Buildings	0	0.00	0.71	0
Total Vacant Non-Retail	0	0.00	0.71	0
Vacant Retail				
Vacant Retail/Service	2,200	1.13	5.40	21
Total Vacant Retail	2,200	1.13	5.40	21
Total Vacant	2,200	1.13		
Commerce				
General Offices				
Offices	13,400	6.88	5.35	129
Total General Offices	13,400	6.88	5.35	129
Industrial Activities				
Works, Warehouses & Factories	0	0.00	1.14	0
Total Industrial Activities	0	0.00	1.14	0
Unclassified Building				
Entrance & Stores	600	0.31	0.87	35
Total Unclassified Building	600	0.31	0.87	35

Goad Centre Category Report

(Floorspace sq ft)



Centre: West Byfleet
Base: All UK Centres
Centre Selection: All Outlets
Survey Date: 10/09/2003

Category	Floorspace sq ft	Area %	Base %	Index
Wholesale Trade				
Wholesalers	0	0.00	0.08	0
Total Wholesale Trade	0	0.00	0.08	0
<hr/>				
Total Commerce	14,000	7.19		
<hr/>				
Centre Total	194,800 sq ft (Ground Floor footprint)			

Goad Centre Category Report

(Outlet Count)



Centre: West Byfleet
 Base: All UK Centres
 Centre Selection: All Outlets
 Survey Date: 10/09/2003

Category	Outlets	Area %	Base %	Index
Retail				
Convenience				
Bakers & Confectioners	1	0.95	1.49	64
Butchers	1	0.95	0.64	149
Confectionery, Tobacco & News	2	1.90	1.22	156
Convenience Stores	1	0.95	0.44	219
Fishmongers	1	0.95	0.12	820
Frozen Foods	0	0.00	0.26	0
Greengrocers	0	0.00	0.36	0
Grocers & Delicatessens	0	0.00	0.67	0
Health Foods	0	0.00	0.45	0
Markets	0	0.00	0.12	0
Off Licences	1	0.95	0.55	174
Shoe Repairs & Key Cutting	0	0.00	0.42	0
Supermarkets	2	1.90	0.69	276
Total Convenience	9	8.57	7.43	115
Comparison				
Antique Shops	0	0.00	0.54	0
Art & Art Dealers	4	3.81	0.65	589
Booksellers	1	0.95	0.65	146
Carpets & Flooring	0	0.00	0.50	0
Catalogue Showrooms	0	0.00	0.17	0
Charity Shops	2	1.90	1.81	106
Chemist & Drugstores	3	2.86	0.96	298
Childrens & Infants Wear	0	0.00	0.66	0
Clothing General	0	0.00	1.84	0
Crafts, Gifts, China & Glass	1	0.95	1.37	70
Cycles & Accessories	0	0.00	0.21	0
Department & Variety Stores	1	0.95	0.66	144
DIY & Home Improvement	2	1.90	0.64	295
Electrical & Other Durable Goods	4	3.81	1.58	241
Florists	1	0.95	0.76	126
Footwear	1	0.95	1.33	72
Furniture Fitted	2	1.90	0.33	576
Furniture General	1	0.95	1.17	81
Gardens & Equipment	0	0.00	0.07	0
Greeting Cards	0	0.00	1.06	0
Hardware & Household Goods	0	0.00	1.28	0
Jewellery, Watches & Silver	1	0.95	1.67	57
Ladies & Mens Wear & Acc.	0	0.00	0.54	0
Ladies Wear & Accessories	3	2.86	3.64	78
Leather & Travel Goods	0	0.00	0.24	0
Mens Wear & Accessories	0	0.00	1.08	0
Music & Musical Instruments	1	0.95	0.19	496
Music & Video Recordings	0	0.00	0.50	0
Newsagents & Stationers	0	0.00	0.55	0
Office Supplies	0	0.00	0.09	0
Other Comparison Goods	0	0.00	0.67	0
Photographic & Optical	0	0.00	0.23	0
Secondhand Goods, Books, etc.	0	0.00	0.30	0
Sports, Camping & Leisure Goods	0	0.00	1.01	0
Telephones & Accessories	1	0.95	0.94	101

Goad Centre Category Report

(Outlet Count)



Centre: West Byfleet
 Base: All UK Centres
 Centre Selection: All Outlets
 Survey Date: 10/09/2003

Category	Outlets	Area %	Base %	Index
Textiles & Soft Furnishings	1	0.95	0.93	103
Toiletries, Cosmetics & Beauty Products	0	0.00	0.64	0
Toys, Games & Hobbies	0	0.00	0.83	0
Vehicle & Motorcycle Sales	0	0.00	0.31	0
Vehicle Accessories	0	0.00	0.28	0
Total Comparison	30	28.57	32.89	87

Retail Service

Clothing & Fancy Dress Hire	0	0.00	0.06	0
Dry Cleaners & Launderettes	2	1.90	0.78	243
Filling Stations	1	0.95	0.16	613
Health & Beauty	6	5.71	4.66	123
Opticians	2	1.90	1.23	155
Other Retail Services	1	0.95	0.38	254
Photo Processing	0	0.00	0.42	0
Photo Studio	0	0.00	0.15	0
Post Offices	0	0.00	0.41	0
Repairs, Alterations & Restoration	0	0.00	0.21	0
Travel Agents	1	0.95	1.36	70
TV, Cable & Video Rental	0	0.00	0.06	0
Vehicle Rental	0	0.00	0.05	0
Vehicle Repairs & Services	3	2.86	0.45	629
Video Tape Rental	1	0.95	0.34	277
Total Retail Service	17	16.19	10.72	151

Other Retail

Other Retail Outlets	0	0.00	0.01	0
Total Other Retail	0	0.00	0.01	0

Total Retail

56 53.33

Service

Leisure Services

Bars & Wine Bars	1	0.95	1.19	80
Bingo & Amusements	0	0.00	0.50	0
Cafes	2	1.90	2.16	88
Casinos & Betting Offices	1	0.95	0.92	104
Cinemas, Theatres & Concert Halls	0	0.00	0.23	0
Clubs	1	0.95	0.78	122
Disco, Dance & Nightclubs	0	0.00	0.16	0
Fast Food & Take Away	2	1.90	3.72	51
Hotels & Guest Houses	0	0.00	0.43	0
Public Houses	0	0.00	2.97	0
Restaurants	8	7.62	3.69	207
Sports & Leisure Facilities	1	0.95	0.24	391
Total Leisure Services	16	15.24	16.99	90

Financial & Business Services

Building Societies	0	0.00	0.53	0
Building Supplies & Services	0	0.00	0.61	0
Business Goods & Services	0	0.00	0.04	0
Employment & Careers	0	0.00	0.61	0
Financial Services	0	0.00	1.48	0
Legal Services	0	0.00	1.03	0

Goad Centre Category Report

(Outlet Count)



Centre: West Byfleet
 Base: All UK Centres
 Centre Selection: All Outlets
 Survey Date: 10/09/2003

Category	Outlets	Area %	Base %	Index
Other Business Services	1	0.95	0.26	368
Printing & Copying	0	0.00	0.35	0
Property Services	8	7.62	2.71	281
Retail Banks	4	3.81	2.40	159
Total Financial & Business Services	13	12.38	10.03	123
Public Services				
Educational Institutions	0	0.00	0.32	0
Emergency Services	0	0.00	0.14	0
Government & Municipal Buildings	0	0.00	1.03	0
Information & Advice Centres	0	0.00	0.56	0
Libraries, Museums & Art Galleries	1	0.95	0.38	253
Total Public Services	1	0.95	2.43	39
Health & Medical Services				
Medical Services	2	1.90	0.87	218
Total Health & Medical Services	2	1.90	0.87	218
Religious Services				
Religious Institutions	1	0.95	0.67	142
Total Religious Services	1	0.95	0.67	142
Transport Services				
Car Parks	3	2.86	2.45	116
Taxis & Mini-cabs	1	0.95	0.28	346
Transport Facilities	1	0.95	0.26	365
Total Transport Services	5	4.76	2.99	159
Total Service	38	36.19		
Vacant				
Vacant Non-Retail				
Vacant Other Buildings	0	0.00	0.43	0
Total Vacant Non-Retail	0	0.00	0.43	0
Vacant Retail				
Vacant Retail/Service	3	2.86	8.17	35
Total Vacant Retail	3	2.86	8.17	35
Total Vacant	3	2.86		
Commerce				
General Offices				
Offices	7	6.67	3.72	179
Total General Offices	7	6.67	3.72	179
Industrial Activities				
Works, Warehouses & Factories	0	0.00	0.47	0
Total Industrial Activities	0	0.00	0.47	0
Unclassified Building				
Entrance & Stores	1	0.95	1.56	61
Total Unclassified Building	1	0.95	1.56	61

Goat Centre Category Report (Outlet Count)



Centre: West Byfleet
Base: All UK Centres
Centre Selection: All Outlets
Survey Date: 10/09/2003

Category	Outlets	Area %	Base %	Index
Wholesale Trade				
Wholesalers	0	0.00	0.09	0
Total Wholesale Trade	0	0.00	0.09	0
Total Commerce	8	7.62		
Centre Total	105 Outlets			

Goad Centre Category Report

(Outlet Count)



Centre: West Byfleet
Base: All UK Centres
Centre Selection: All Outlets
Survey Date: 10/09/2003

Category	Outlets	Area %	Base %	Index
Distribution of Outlets by Floorspace				
Under 1,000 square feet	27	25.71	38.96	66
Between 1,000 and 2,499 square feet	60	57.14	39.78	144
Between 2,500 and 4,999 square feet	13	12.38	12.56	99
Between 5,000 and 9,999 square feet	4	3.81	5.06	75
Between 10,000 and 14,999 square feet	0	0.00	1.50	0
Between 15,000 and 19,999 square feet	1	0.95	0.70	135
Between 20,000 and 29,999 square feet	0	0.00	0.69	0
30,000 square feet and above	0	0.00	0.74	0

Goad Centre Category Report

(Outlet Count)



Centre: Weybridge
Base: All UK Centres
Centre Selection: All Outlets
Survey Date: 01/05/2003

Category	Outlets	Area %	Base %	Index
Retail				
Convenience				
Bakers & Confectioners	2	0.98	1.49	65
Butchers	0	0.00	0.64	0
Confectionery, Tobacco & News	2	0.98	1.22	80
Convenience Stores	0	0.00	0.44	0
Fishmongers	0	0.00	0.12	0
Frozen Foods	0	0.00	0.26	0
Greengrocers	1	0.49	0.36	135
Grocers & Delicatessens	1	0.49	0.67	72
Health Foods	1	0.49	0.45	108
Markets	0	0.00	0.12	0
Off Licences	2	0.98	0.55	178
Shoe Repairs & Key Cutting	1	0.49	0.42	117
Supermarkets	1	0.49	0.69	71
Total Convenience	11	5.37	7.43	72
Comparison				
Antique Shops	2	0.98	0.54	182
Art & Art Dealers	1	0.49	0.65	75
Booksellers	1	0.49	0.65	75
Carpets & Flooring	1	0.49	0.50	97
Catalogue Showrooms	0	0.00	0.17	0
Charity Shops	4	1.95	1.81	108
Chemist & Drugstores	2	0.98	0.96	102
Childrens & Infants Wear	2	0.98	0.66	148
Clothing General	0	0.00	1.84	0
Crafts, Gifts, China & Glass	3	1.46	1.37	107
Cycles & Accessories	0	0.00	0.21	0
Department & Variety Stores	0	0.00	0.66	0
DIY & Home Improvement	4	1.95	0.64	303
Electrical & Other Durable Goods	6	2.93	1.58	185
Florists	4	1.95	0.76	257
Footwear	1	0.49	1.33	37
Furniture Fitted	1	0.49	0.33	148
Furniture General	1	0.49	1.17	42
Gardens & Equipment	0	0.00	0.07	0
Greeting Cards	3	1.46	1.06	138
Hardware & Household Goods	2	0.98	1.28	76
Jewellery, Watches & Silver	2	0.98	1.67	58
Ladies & Mens Wear & Acc.	1	0.49	0.54	90
Ladies Wear & Accessories	9	4.39	3.64	121
Leather & Travel Goods	0	0.00	0.24	0
Mens Wear & Accessories	3	1.46	1.08	135
Music & Musical Instruments	0	0.00	0.19	0
Music & Video Recordings	1	0.49	0.50	98
Newsagents & Stationers	1	0.49	0.55	89
Office Supplies	0	0.00	0.09	0
Other Comparison Goods	1	0.49	0.67	73
Photographic & Optical	1	0.49	0.23	212
Secondhand Goods, Books, etc.	0	0.00	0.30	0
Sports, Camping & Leisure Goods	2	0.98	1.01	97
Telephones & Accessories	2	0.98	0.94	103

Printed on: 14/06/2004

Page: 1

Copyright© Experian 1999

Goad Centre Category Report

(Outlet Count)



Centre: Weybridge
 Base: All UK Centres
 Centre Selection: All Outlets
 Survey Date: 01/05/2003

Category	Outlets	Area %	Base %	Index
Textiles & Soft Furnishings	2	0.98	0.93	105
Toiletries, Cosmetics & Beauty Products	0	0.00	0.64	0
Toys, Games & Hobbies	1	0.49	0.83	59
Vehicle & Motorcycle Sales	0	0.00	0.31	0
Vehicle Accessories	1	0.49	0.28	177
Total Comparison	65	31.71	32.89	96

Retail Service

Clothing & Fancy Dress Hire	0	0.00	0.06	0
Dry Cleaners & Laundrettes	4	1.95	0.78	249
Filling Stations	0	0.00	0.16	0
Health & Beauty	12	5.85	4.66	126
Opticians	3	1.46	1.23	119
Other Retail Services	2	0.98	0.38	260
Photo Processing	1	0.49	0.42	115
Photo Studio	0	0.00	0.15	0
Post Offices	2	0.98	0.41	236
Repairs, Alterations & Restoration	0	0.00	0.21	0
Travel Agents	3	1.46	1.36	108
TV, Cable & Video Rental	0	0.00	0.06	0
Vehicle Rental	0	0.00	0.05	0
Vehicle Repairs & Services	0	0.00	0.45	0
Video Tape Rental	0	0.00	0.34	0
Total Retail Service	27	13.17	10.72	123

Other Retail

Other Retail Outlets	0	0.00	0.01	0
Total Other Retail	0	0.00	0.01	0

Total Retail 103 50.24

Service

Leisure Services

Bars & Wine Bars	4	1.95	1.19	164
Bingo & Amusements	0	0.00	0.50	0
Cafes	3	1.46	2.16	68
Casinos & Betting Offices	1	0.49	0.92	53
Cinemas, Theatres & Concert Halls	0	0.00	0.23	0
Clubs	6	2.93	0.78	376
Disco, Dance & Nightclubs	0	0.00	0.16	0
Fast Food & Take Away	4	1.95	3.72	52
Hotels & Guest Houses	1	0.49	0.43	114
Public Houses	3	1.46	2.97	49
Restaurants	12	5.85	3.69	159
Sports & Leisure Facilities	0	0.00	0.24	0
Total Leisure Services	34	16.59	16.99	98

Financial & Business Services

Building Societies	0	0.00	0.53	0
Building Supplies & Services	1	0.49	0.61	80
Business Goods & Services	0	0.00	0.04	0
Employment & Careers	0	0.00	0.61	0
Financial Services	6	2.93	1.48	197
Legal Services	6	2.93	1.03	284

Printed on: 14/06/2004

Page: 2

Copyright© Experian 1999

Goald Centre Category Report

(Outlet Count)



Centre: Weybridge
 Base: All UK Centres
 Centre Selection: All Outlets
 Survey Date: 01/05/2003

Category	Outlets	Area %	Base %	Index
Financial & Business Services				
Other Business Services	1	0.49	0.26	188
Printing & Copying	0	0.00	0.35	0
Property Services	13	6.34	2.71	234
Retail Banks	6	2.93	2.40	122
Total Financial & Business Services	33	16.10	10.03	161
Public Services				
Educational Institutions	1	0.49	0.32	152
Emergency Services	1	0.49	0.14	345
Government & Municipal Buildings	3	1.46	1.03	143
Information & Advice Centres	1	0.49	0.56	86
Libraries, Museums & Art Galleries	2	0.98	0.38	259
Total Public Services	8	3.90	2.43	160
Health & Medical Services				
Medical Services	1	0.49	0.87	56
Total Health & Medical Services	1	0.49	0.87	56
Religious Services				
Religious Institutions	1	0.49	0.67	73
Total Religious Services	1	0.49	0.67	73
Transport Services				
Car Parks	5	2.44	2.45	99
Taxis & Mini-cabs	0	0.00	0.28	0
Transport Facilities	0	0.00	0.26	0
Total Transport Services	5	2.44	2.99	82
Total Service	82	40.00		
Vacant				
Vacant Non-Retail				
Vacant Other Buildings	0	0.00	0.43	0
Total Vacant Non-Retail	0	0.00	0.43	0
Vacant Retail				
Vacant Retail/Service	8	3.90	8.17	48
Total Vacant Retail	8	3.90	8.17	48
Total Vacant	8	3.90		
Commerce				
General Offices				
Offices	10	4.88	3.72	131
Total General Offices	10	4.88	3.72	131
Industrial Activities				
Works, Warehouses & Factories	1	0.49	0.47	105
Total Industrial Activities	1	0.49	0.47	105
Unclassified Building				
Entrance & Stores	1	0.49	1.56	31
Total Unclassified Building	1	0.49	1.56	31

Goad Centre Category Report

(Outlet Count)



Centre: Weybridge
Base: All UK Centres
Centre Selection: All Outlets
Survey Date: 01/05/2003

Category	Outlets	Area %	Base %	Index
Wholesale Trade				
Wholesalers	0	0.00	0.09	0
Total Wholesale Trade	0	0.00	0.09	0
Total Commerce	12	5.85		
Centre Total	205 Outlets			

Goat Centre Category Report

(Outlet Count)



Centre: Weybridge
Base: All UK Centres
Centre Selection: All Outlets
Survey Date: 01/05/2003

Category	Outlets	Area %	Base %	Index
Distribution of Outlets by Floorspace				
Under 1,000 square feet	54	26.34	38.96	68
Between 1,000 and 2,499 square feet	109	53.17	39.78	134
Between 2,500 and 4,999 square feet	32	15.61	12.56	124
Between 5,000 and 9,999 square feet	5	2.44	5.06	48
Between 10,000 and 14,999 square feet	2	0.98	1.50	65
Between 15,000 and 19,999 square feet	2	0.98	0.70	138
Between 20,000 and 29,999 square feet	1	0.49	0.69	70
30,000 square feet and above	0	0.00	0.74	0

Goad Centre Category Report

(Floorspace sq ft)



Centre: Weybridge
 Base: All UK Centres
 Centre Selection: All Outlets
 Survey Date: 01/05/2003

Category	Floorspace sq ft	Area %	Base %	Index
Retail				
Convenience				
Bakers & Confectioners	2,000	0.47	0.67	71
Butchers	0	0.00	0.30	0
Confectionery, Tobacco & News	2,300	0.54	0.49	111
Convenience Stores	0	0.00	0.33	0
Fishmongers	0	0.00	0.04	0
Frozen Foods	0	0.00	0.61	0
Greengrocers	1,000	0.24	0.16	149
Grocers & Delicatessens	1,000	0.24	0.38	63
Health Foods	1,000	0.24	0.20	118
Markets	0	0.00	0.84	0
Off Licences	4,300	1.02	0.31	331
Shoe Repairs & Key Cutting	200	0.05	0.10	45
Supermarkets	16,000	3.79	6.37	59
Total Convenience	27,800	6.58	10.82	61
Comparison				
Antique Shops	3,400	0.80	0.26	312
Art & Art Dealers	900	0.21	0.31	68
Booksellers	1,600	0.38	0.49	78
Carpets & Flooring	1,100	0.26	0.49	53
Catalogue Showrooms	0	0.00	0.58	0
Charity Shops	5,400	1.28	0.88	145
Chemist & Drugstores	5,500	1.30	1.28	101
Childrens & Infants Wear	2,000	0.47	0.54	88
Clothing General	0	0.00	2.47	0
Crafts, Gifts, China & Glass	4,300	1.02	0.60	168
Cycles & Accessories	0	0.00	0.13	0
Department & Variety Stores	0	0.00	5.21	0
DIY & Home Improvement	27,900	6.61	1.04	633
Electrical & Other Durable Goods	7,600	1.80	1.24	145
Florists	2,900	0.69	0.25	272
Footwear	700	0.17	0.94	18
Furniture Fitted	900	0.21	0.24	88
Furniture General	1,200	0.28	1.73	16
Gardens & Equipment	0	0.00	0.06	0
Greeting Cards	4,300	1.02	0.62	164
Hardware & Household Goods	2,200	0.52	1.83	28
Jewellery, Watches & Silver	2,700	0.64	0.65	99
Ladies & Mens Wear & Acc.	2,900	0.69	0.50	138
Ladies Wear & Accessories	6,700	1.59	2.46	65
Leather & Travel Goods	0	0.00	0.11	0
Mens Wear & Accessories	3,100	0.73	0.72	102
Music & Musical Instruments	0	0.00	0.11	0
Music & Video Recordings	1,300	0.31	0.42	74
Newsagents & Stationers	4,400	1.04	0.62	168
Office Supplies	0	0.00	0.11	0
Other Comparison Goods	1,000	0.24	0.51	47
Photographic & Optical	1,400	0.33	0.10	337
Secondhand Goods, Books, etc.	0	0.00	0.14	0
Sports, Camping & Leisure Goods	2,400	0.57	1.01	56
Telephones & Accessories	2,700	0.64	0.42	151

Goad Centre Category Report

(Floorspace sq ft)



Centre: Weybridge
 Base: All UK Centres
 Centre Selection: All Outlets
 Survey Date: 01/05/2003

Category	Floorspace sq ft	Area %	Base %	Index
Textiles & Soft Furnishings	9,500	2.25	0.63	357
Toiletries, Cosmetics & Beauty Products	0	0.00	0.62	0
Toys, Games & Hobbies	2,800	0.66	0.55	120
Vehicle & Motorcycle Sales	0	0.00	0.65	0
Vehicle Accessories	800	0.19	0.26	73
Total Comparison	113,600	26.89	31.78	85

Retail Service

Clothing & Fancy Dress Hire	0	0.00	0.02	0
Dry Cleaners & Launderettes	3,300	0.78	0.31	252
Filling Stations	0	0.00	0.07	0
Health & Beauty	12,300	2.91	1.89	154
Opticians	5,200	1.23	0.63	196
Other Retail Services	3,200	0.76	0.26	296
Photo Processing	800	0.19	0.13	146
Photo Studio	0	0.00	0.06	0
Post Offices	9,700	2.30	0.81	285
Repairs, Alterations & Restoration	0	0.00	0.07	0
Travel Agents	2,900	0.69	0.68	102
TV, Cable & Video Rental	0	0.00	0.03	0
Vehicle Rental	0	0.00	0.04	0
Vehicle Repairs & Services	0	0.00	0.57	0
Video Tape Rental	0	0.00	0.28	0
Total Retail Service	37,400	8.85	5.85	151

Other Retail

Other Retail Outlets	0	0.00	0.01	0
Total Other Retail	0	0.00	0.01	0

Total Retail	178,800	42.33		
---------------------	----------------	--------------	--	--

Service

Leisure Services

Bars & Wine Bars	10,100	2.39	1.57	153
Bingo & Amusements	0	0.00	0.88	0
Cafes	4,700	1.11	1.02	109
Casinos & Betting Offices	2,400	0.57	0.55	104
Cinemas, Theatres & Concert Halls	0	0.00	1.19	0
Clubs	21,500	5.09	1.23	412
Disco, Dance & Nightclubs	0	0.00	0.36	0
Fast Food & Take Away	4,600	1.09	1.64	66
Hotels & Guest Houses	10,500	2.49	1.25	199
Public Houses	11,900	2.82	3.61	78
Restaurants	21,000	4.97	2.52	197
Sports & Leisure Facilities	0	0.00	1.12	0
Total Leisure Services	86,700	20.53	16.94	121

Financial & Business Services

Building Societies	0	0.00	0.37	0
Building Supplies & Services	800	0.19	0.53	36
Business Goods & Services	0	0.00	0.06	0
Employment & Careers	0	0.00	0.30	0
Financial Services	8,700	2.06	0.81	255
Legal Services	7,700	1.82	0.70	260

Goad Centre Category Report

(Floorspace sq ft)



Centre: Weybridge
 Base: All UK Centres
 Centre Selection: All Outlets
 Survey Date: 01/05/2003

Category	Floorspace sq ft	Area %	Base %	Index
Other Business Services	800	0.19	0.28	69
Printing & Copying	0	0.00	0.20	0
Property Services	22,600	5.35	1.38	386
Retail Banks	14,600	3.46	2.72	127
Total Financial & Business Services	55,200	13.07	7.35	178
Public Services				
Educational Institutions	4,500	1.07	1.06	101
Emergency Services	18,400	4.36	0.57	761
Government & Municipal Buildings	7,000	1.66	2.52	66
Information & Advice Centres	2,000	0.47	0.36	131
Libraries, Museums & Art Galleries	8,500	2.01	0.93	216
Total Public Services	40,400	9.56	5.43	176
Health & Medical Services				
Medical Services	600	0.14	0.76	19
Total Health & Medical Services	600	0.14	0.76	19
Religious Services				
Religious Institutions	7,900	1.87	1.83	102
Total Religious Services	7,900	1.87	1.83	102
Transport Services				
Car Parks	13,900	3.29	5.13	64
Taxis & Mini-cabs	0	0.00	0.07	0
Transport Facilities	0	0.00	0.21	0
Total Transport Services	13,900	3.29	5.41	61
Total Service	204,700	48.46		
Vacant				
Vacant Non-Retail				
Vacant Other Buildings	0	0.00	0.71	0
Total Vacant Non-Retail	0	0.00	0.71	0
Vacant Retail				
Vacant Retail/Service	8,900	2.11	5.40	39
Total Vacant Retail	8,900	2.11	5.40	39
Total Vacant	8,900	2.11		
Commerce				
General Offices				
Offices	25,600	6.06	5.35	113
Total General Offices	25,600	6.06	5.35	113
Industrial Activities				
Works, Warehouses & Factories	3,200	0.76	1.14	66
Total Industrial Activities	3,200	0.76	1.14	66
Unclassified Building				
Entrance & Stores	1,200	0.28	0.87	33
Total Unclassified Building	1,200	0.28	0.87	33

Goad Centre Category Report

(Floorspace sq ft)



Centre: Weybridge
Base: All UK Centres
Centre Selection: All Outlets
Survey Date: 01/05/2003

Category	Floorspace sq ft	Area %	Base %	Index
Wholesale Trade				
Wholesalers	0	0.00	0.08	0
Total Wholesale Trade	0	0.00	0.08	0
<hr/>				
Total Commerce	30,000	7.10		
<hr/>				
Centre Total	422,400 sq ft (Ground Floor footprint)			

Goad Centre Category Report

(Floorspace sq ft)



Centre: Woking
 Base: All UK Centres
 Centre Selection: All Outlets
 Survey Date: 12/11/2003

Category	Floorspace sq ft	Area %	Base %	Index
Retail				
Convenience				
Bakers & Confectioners	7,700	0.48	0.67	71
Butchers	0	0.00	0.30	0
Confectionery, Tobacco & News	3,000	0.19	0.49	38
Convenience Stores	2,300	0.14	0.33	43
Fishmongers	0	0.00	0.04	0
Frozen Foods	0	0.00	0.61	0
Greengrocers	0	0.00	0.16	0
Grocers & Delicatessens	600	0.04	0.38	10
Health Foods	1,500	0.09	0.20	47
Markets	0	0.00	0.84	0
Off Licences	1,200	0.07	0.31	24
Shoe Repairs & Key Cutting	1,300	0.08	0.10	78
Supermarkets	78,600	4.89	6.37	77
Total Convenience	96,200	5.99	10.82	55
Comparison				
Antique Shops	0	0.00	0.26	0
Art & Art Dealers	4,000	0.25	0.31	80
Booksellers	7,300	0.45	0.49	93
Carpets & Flooring	6,400	0.40	0.49	81
Catalogue Showrooms	6,000	0.37	0.58	65
Charity Shops	4,100	0.26	0.88	29
Chemist & Drugstores	21,000	1.31	1.28	102
Childrens & Infants Wear	8,900	0.55	0.54	103
Clothing General	63,000	3.92	2.47	159
Crafts, Gifts, China & Glass	7,300	0.45	0.60	75
Cycles & Accessories	5,500	0.34	0.13	258
Department & Variety Stores	173,700	10.81	5.21	208
DIY & Home Improvement	6,300	0.39	1.04	38
Electrical & Other Durable Goods	8,200	0.51	1.24	41
Florists	2,500	0.16	0.25	62
Footwear	13,600	0.85	0.94	90
Furniture Fitted	4,100	0.26	0.24	105
Furniture General	12,100	0.75	1.73	43
Gardens & Equipment	0	0.00	0.06	0
Greeting Cards	10,100	0.63	0.62	102
Hardware & Household Goods	10,200	0.63	1.83	35
Jewellery, Watches & Silver	5,200	0.32	0.65	50
Ladies & Mens Wear & Acc.	4,200	0.26	0.50	52
Ladies Wear & Accessories	33,400	2.08	2.46	85
Leather & Travel Goods	800	0.05	0.11	46
Mens Wear & Accessories	11,100	0.69	0.72	96
Music & Musical Instruments	600	0.04	0.11	35
Music & Video Recordings	7,900	0.49	0.42	118
Newsagents & Stationers	9,800	0.61	0.62	98
Office Supplies	600	0.04	0.11	34
Other Comparison Goods	2,200	0.14	0.51	27
Photographic & Optical	3,400	0.21	0.10	215
Secondhand Goods, Books, etc.	0	0.00	0.14	0
Sports, Camping & Leisure Goods	23,200	1.44	1.01	143
Telephones & Accessories	10,500	0.65	0.42	155

Goad Centre Category Report

(Floorspace sq ft)



Centre: Woking
 Base: All UK Centres
 Centre Selection: All Outlets
 Survey Date: 12/11/2003

Category	Floorspace sq ft	Area %	Base %	Index
Textiles & Soft Furnishings	4,000	0.25	0.63	40
Toiletries, Cosmetics & Beauty Products	8,700	0.54	0.62	88
Toys, Games & Hobbies	95,400	5.94	0.55	1,077
Vehicle & Motorcycle Sales	2,200	0.14	0.65	21
Vehicle Accessories	1,400	0.09	0.26	34
Total Comparison	598,900	37.26	31.78	117

Retail Service

Clothing & Fancy Dress Hire	0	0.00	0.02	0
Dry Cleaners & Launderettes	2,100	0.13	0.31	42
Filling Stations	1,200	0.07	0.07	101
Health & Beauty	15,200	0.95	1.89	50
Opticians	9,600	0.60	0.63	95
Other Retail Services	2,300	0.14	0.26	56
Photo Processing	1,300	0.08	0.13	62
Photo Studio	3,700	0.23	0.06	377
Post Offices	1,900	0.12	0.81	15
Repairs, Alterations & Restoration	0	0.00	0.07	0
Travel Agents	7,500	0.47	0.68	69
TV, Cable & Video Rental	0	0.00	0.03	0
Vehicle Rental	0	0.00	0.04	0
Vehicle Repairs & Services	5,900	0.37	0.57	64
Video Tape Rental	2,800	0.17	0.28	63
Total Retail Service	53,500	3.33	5.85	57

Other Retail

Other Retail Outlets	0	0.00	0.01	0
Total Other Retail	0	0.00	0.01	0

Total Retail	748,600	46.58		
---------------------	----------------	--------------	--	--

Service

Leisure Services

✕ Bars & Wine Bars	14,200	0.88	1.57	56
Bingo & Amusements	3,600	0.22	0.88	25
☿ Cafes	20,200	1.26	1.02	123
Casinos & Betting Offices	7,100	0.44	0.55	81
Cinemas, Theatres & Concert Halls	30,900	1.92	1.19	162
Clubs	4,100	0.26	1.23	21
Disco, Dance & Nightclubs	0	0.00	0.36	0
☞ Fast Food & Take Away	36,000	2.24	1.64	136
Hotels & Guest Houses	9,600	0.60	1.25	48
☒ Public Houses	41,100	2.56	3.61	71
☞ Restaurants	31,200	1.94	2.52	77
Sports & Leisure Facilities	22,400	1.39	1.12	125
Total Leisure Services	220,400	13.71	16.94	81

Financial & Business Services

Building Societies	7,400	0.46	0.37	124
Building Supplies & Services	3,200	0.20	0.53	38
Business Goods & Services	0	0.00	0.06	0
Employment & Careers	14,400	0.90	0.30	303
Financial Services	9,900	0.62	0.81	76
Legal Services	8,900	0.55	0.70	79

Goad Centre Category Report

(Floorspace sq ft)



Centre: Woking
 Base: All UK Centres
 Centre Selection: All Outlets
 Survey Date: 12/11/2003

Category	Floorspace sq ft	Area %	Base %	Index
Other Business Services	0	0.00	0.28	0
Printing & Copying	5,600	0.35	0.20	170
Property Services	22,800	1.42	1.38	102
Retail Banks	33,800	2.10	2.72	77
Total Financial & Business Services	106,000	6.59	7.35	90

Public Services	Floorspace sq ft	Area %	Base %	Index
Educational Institutions	2,800	0.17	1.06	16
Emergency Services	12,900	0.80	0.57	140
Government & Municipal Buildings	21,800	1.36	2.52	54
Information & Advice Centres	4,800	0.30	0.36	83
Libraries, Museums & Art Galleries	16,500	1.03	0.93	110
Total Public Services	58,800	3.66	5.43	67

Health & Medical Services	Floorspace sq ft	Area %	Base %	Index
Medical Services	700	0.04	0.76	6
Total Health & Medical Services	700	0.04	0.76	6

Religious Services	Floorspace sq ft	Area %	Base %	Index
Religious Institutions	20,700	1.29	1.83	70
Total Religious Services	20,700	1.29	1.83	70

Transport Services	Floorspace sq ft	Area %	Base %	Index
Car Parks	103,900	6.46	5.13	126
Taxis & Mini-cabs	200	0.01	0.07	18
Transport Facilities	7,800	0.49	0.21	228
Total Transport Services	111,900	6.96	5.41	129

Total Service	518,500	32.26		
----------------------	----------------	--------------	--	--

Vacant

Vacant Non-Retail	Floorspace sq ft	Area %	Base %	Index
Vacant Other Buildings	0	0.00	0.71	0
Total Vacant Non-Retail	0	0.00	0.71	0

Vacant Retail	Floorspace sq ft	Area %	Base %	Index
Vacant Retail/Service	33,100	2.06	5.40	38
Total Vacant Retail	33,100	2.06	5.40	38

Total Vacant	33,100	2.06		
---------------------	---------------	-------------	--	--

Commerce

General Offices	Floorspace sq ft	Area %	Base %	Index
Offices	297,400	18.50	5.35	346
Total General Offices	297,400	18.50	5.35	346

Industrial Activities	Floorspace sq ft	Area %	Base %	Index
Works, Warehouses & Factories	0	0.00	1.14	0
Total Industrial Activities	0	0.00	1.14	0

Unclassified Building	Floorspace sq ft	Area %	Base %	Index
Entrance & Stores	9,700	0.60	0.87	69
Total Unclassified Building	9,700	0.60	0.87	69

Goad Centre Category Report

(Floorspace sq ft)



Centre: Woking
Base: All UK Centres
Centre Selection: All Outlets
Survey Date: 12/11/2003

Category	Floorspace sq ft	Area %	Base %	Index
Wholesale Trade				
Wholesalers	0	0.00	0.08	0
Total Wholesale Trade	0	0.00	0.08	0
<hr/>				
Total Commerce	307,100	19.11		
<hr/>				
Centre Total	1,607,300 sq ft (Ground Floor footprint)			

Goad Centre Category Report

(Outlet Count)



Centre: Woking
 Base: All UK Centres
 Centre Selection: All Outlets
 Survey Date: 12/11/2003

Category	Outlets	Area %	Base %	Index
Retail				
Convenience				
Bakers & Confectioners	10	2.28	1.49	153
Butchers	0	0.00	0.64	0
Confectionery, Tobacco & News	3	0.68	1.22	56
Convenience Stores	1	0.23	0.44	52
Fishmongers	0	0.00	0.12	0
Frozen Foods	0	0.00	0.26	0
Greengrocers	0	0.00	0.36	0
Grocers & Delicatessens	1	0.23	0.67	34
Health Foods	1	0.23	0.45	51
Markets	0	0.00	0.12	0
Off Licences	1	0.23	0.55	42
Shoe Repairs & Key Cutting	2	0.46	0.42	110
Supermarkets	3	0.68	0.69	99
Total Convenience	22	5.02	7.43	68
Comparison				
Antique Shops	0	0.00	0.54	0
Art & Art Dealers	3	0.68	0.65	106
Booksellers	4	0.91	0.65	140
Carpets & Flooring	2	0.46	0.50	91
Catalogue Showrooms	1	0.23	0.17	131
Charity Shops	5	1.14	1.81	63
Chemist & Drugstores	2	0.46	0.96	48
Childrens & Infants Wear	4	0.91	0.66	139
Clothing General	8	1.83	1.84	99
Crafts, Gifts, China & Glass	4	0.91	1.37	67
Cycles & Accessories	3	0.68	0.21	328
Department & Variety Stores	6	1.37	0.66	207
DIY & Home Improvement	3	0.68	0.64	106
Electrical & Other Durable Goods	5	1.14	1.58	72
Florists	3	0.68	0.76	90
Footwear	6	1.37	1.33	103
Furniture Fitted	4	0.91	0.33	276
Furniture General	5	1.14	1.17	97
Gardens & Equipment	0	0.00	0.07	0
Greeting Cards	6	1.37	1.06	129
Hardware & Household Goods	3	0.68	1.28	54
Jewellery, Watches & Silver	5	1.14	1.67	68
Ladies & Mens Wear & Acc.	3	0.68	0.54	127
Ladies Wear & Accessories	15	3.42	3.64	94
Leather & Travel Goods	1	0.23	0.24	95
Mens Wear & Accessories	6	1.37	1.08	127
Music & Musical Instruments	1	0.23	0.19	119
Music & Video Recordings	3	0.68	0.50	138
Newsagents & Stationers	3	0.68	0.55	125
Office Supplies	1	0.23	0.09	244
Other Comparison Goods	2	0.46	0.67	68
Photographic & Optical	2	0.46	0.23	199
Secondhand Goods, Books, etc.	0	0.00	0.30	0
Sports, Camping & Leisure Goods	7	1.60	1.01	158
Telephones & Accessories	6	1.37	0.94	145

Goad Centre Category Report

(Outlet Count)



Centre: Woking
 Base: All UK Centres
 Centre Selection: All Outlets
 Survey Date: 12/11/2003

Category	Outlets	Area %	Base %	Index
Textiles & Soft Furnishings	2	0.46	0.93	49
Toiletries, Cosmetics & Beauty Products	4	0.91	0.64	142
Toys, Games & Hobbies	9	2.05	0.83	247
Vehicle & Motorcycle Sales	2	0.46	0.31	146
Vehicle Accessories	1	0.23	0.28	83
Total Comparison	150	34.25	32.89	104
Retail Service				
Clothing & Fancy Dress Hire	0	0.00	0.06	0
Dry Cleaners & Launderettes	2	0.46	0.78	58
Filling Stations	1	0.23	0.16	147
Health & Beauty	18	4.11	4.66	88
Opticians	8	1.83	1.23	148
Other Retail Services	2	0.46	0.38	122
Photo Processing	2	0.46	0.42	108
Photo Studio	2	0.46	0.15	310
Post Offices	1	0.23	0.41	55
Repairs, Alterations & Restoration	0	0.00	0.21	0
Travel Agents	7	1.60	1.36	118
TV, Cable & Video Rental	0	0.00	0.06	0
Vehicle Rental	0	0.00	0.05	0
Vehicle Repairs & Services	2	0.46	0.45	101
Video Tape Rental	1	0.23	0.34	66
Total Retail Service	46	10.50	10.72	98
Other Retail				
Other Retail Outlets	0	0.00	0.01	0
Total Other Retail	0	0.00	0.01	0
Total Retail	218	49.77		
Service				
Leisure Services				
Bars & Wine Bars	6	1.37	1.19	115
Bingo & Amusements	1	0.23	0.50	45
Cafes	14	3.20	2.16	148
Casinos & Betting Offices	5	1.14	0.92	125
Cinemas, Theatres & Concert Halls	3	0.68	0.23	303
Clubs	1	0.23	0.78	29
Disco, Dance & Nightclubs	0	0.00	0.16	0
Fast Food & Take Away	24	5.48	3.72	147
Hotels & Guest Houses	1	0.23	0.43	53
Public Houses	9	2.05	2.97	69
Restaurants	16	3.65	3.69	99
Sports & Leisure Facilities	6	1.37	0.24	562
Total Leisure Services	86	19.63	16.99	116
Financial & Business Services				
Building Societies	5	1.14	0.53	216
Building Supplies & Services	2	0.46	0.61	75
Business Goods & Services	0	0.00	0.04	0
Employment & Careers	12	2.74	0.61	452
Financial Services	7	1.60	1.48	108
Legal Services	7	1.60	1.03	155

Goad Centre Category Report

(Outlet Count)



Centre: Woking
 Base: All UK Centres
 Centre Selection: All Outlets
 Survey Date: 12/11/2003

Category	Outlets	Area %	Base %	Index
Other Business Services	0	0.00	0.26	0
Printing & Copying	3	0.68	0.35	194
Property Services	16	3.65	2.71	135
Retail Banks	10	2.28	2.40	95
Total Financial & Business Services	62	14.16	10.03	141
Public Services				
Educational Institutions	1	0.23	0.32	71
Emergency Services	1	0.23	0.14	161
Government & Municipal Buildings	3	0.68	1.03	67
Information & Advice Centres	3	0.68	0.56	121
Libraries, Museums & Art Galleries	1	0.23	0.38	61
Total Public Services	9	2.05	2.43	85
Health & Medical Services				
Medical Services	1	0.23	0.87	26
Total Health & Medical Services	1	0.23	0.87	26
Religious Services				
Religious Institutions	2	0.46	0.67	68
Total Religious Services	2	0.46	0.67	68
Transport Services				
Car Parks	5	1.14	2.45	47
Taxis & Mini-cabs	1	0.23	0.28	83
Transport Facilities	1	0.23	0.26	88
Total Transport Services	7	1.60	2.99	53
Total Service	167	38.13		
Vacant				
Vacant Non-Retail				
Vacant Other Buildings	0	0.00	0.43	0
Total Vacant Non-Retail	0	0.00	0.43	0
Vacant Retail				
Vacant Retail/Service	20	4.57	8.17	56
Total Vacant Retail	20	4.57	8.17	56
Total Vacant	20	4.57		
Commerce				
General Offices				
Offices	30	6.85	3.72	184
Total General Offices	30	6.85	3.72	184
Industrial Activities				
Works, Warehouses & Factories	0	0.00	0.47	0
Total Industrial Activities	0	0.00	0.47	0
Unclassified Building				
Entrance & Stores	3	0.68	1.56	44
Total Unclassified Building	3	0.68	1.56	44

Goad Centre Category Report (Outlet Count)



Centre: Woking
Base: All UK Centres
Centre Selection: All Outlets
Survey Date: 12/11/2003

Category	Outlets	Area %	Base %	Index
Wholesale Trade				
Wholesalers	0	0.00	0.09	0
Total Wholesale Trade	0	0.00	0.09	0
Total Commerce	33	7.53		
Centre Total	438 Outlets			

Goad Centre Category Report

(Outlet Count)



Centre: Woking
Base: All UK Centres
Centre Selection: All Outlets
Survey Date: 12/11/2003

Category

Outlets Area % Base % Index

Distribution of Outlets by Floorspace

Under 1,000 square feet	105	23.97	38.96	62
Between 1,000 and 2,499 square feet	207	47.26	39.78	119
Between 2,500 and 4,999 square feet	66	15.07	12.56	120
Between 5,000 and 9,999 square feet	25	5.71	5.06	113
Between 10,000 and 14,999 square feet	12	2.74	1.50	182
Between 15,000 and 19,999 square feet	8	1.83	0.70	259
Between 20,000 and 29,999 square feet	6	1.37	0.69	198
30,000 square feet and above	9	2.05	0.74	278

ALDERSHOT, RETAILER REQUIREMENTS

Company Name	Address	Requirement	Date	Contact
99P STORES VARIETY/DISCOUNT STORES	PROTEUS PROPERTY CONSULTANTS LTD (Agent) MYRTLE HOUSE HAMPTON COURT ROAD HAMPTON COURT KT8 9BY	RETAIL 4,000 - 6,000 sq ft	27/02/2004	MR STUART DONNELLY Tel:020 8943 1777 Fax:020 8943 3880
ALDI STORES LTD SUPERMARKETS	HOLLY LANE ATHERSTONE	RETAIL	12/02/2004	Mr RICHARD WILLIAMS Tel:01793 836 309
BASILICO FAST FOOD/TAKEAWAY OUTLETS	TOWNSENDS ESTATE AGENTS (Agent) CHERTSEY BOULEVARD BEAUMONT HOUSE HANWORTH LANE CHERTSEY	RETAIL 750 - 1,200 sq ft	08/06/2004	Mr JAY WARD Tel:01932 736556 Fax:01932 736597
BASILICO FAST FOOD/TAKEAWAY OUTLETS	EREIRA MENDOZA & CO (Agent) 25 QUEEN ANNE STREET LONDON W1M 9FB	RETAIL 750 - 1,200 sq ft	08/06/2004	MR ALEXANDER REUBEN Tel:020 7436 7090 Fax:020 7436 4200
BEST CELLARS PUBLIC HOUSES	MOORE HUNTER & PARTNERS (Agent) THE OLD BARREL STORE DRAYMANS LANE MARLOW SL7 2FF	RETAIL 3,000 sq ft	20/05/2004	Mr PETER HUNTER Tel:01628 891700 Fax:01628 891701
BON MARCHE LTD WOMEN'S WEAR	COLLIERS CRE (Agent) 9 MARYLEBONE LANE LONDON W1M 6HL	RETAIL 2,500 - 4,000 sq ft	08/06/2004	Ms CAROLINE WALLACE Tel:020 7344 6537 Fax:020 7409 3124
BRANTANO UK LTD SHOE SHOPS	BRANTANO UK LTD INTERLINK WAY WEST COALVILLE LE67 1LD	RETAIL 5,000 - 7,500 sq ft	20/02/2004	Ms SUE HARRISON Tel:01530 516150
CARD FACTORY NEWSAGENT/CARDS/S TATIONER	FAWLEY & BOOTH (Agent) 55 GREAT GEORGE STREET LEEDS LS1 3BN	RETAIL 1,000 - 1,400 sq ft	05/07/2004	Mr DAVID WATSON Tel:0113 234 7900 Fax:0113 245 1330
DREAMS PLC FURNITURE	KNAVES BEECH BUSINESS CENTRE LOUDWATER HIGH WYCOMBE HP10 9QY	RETAIL 5,000 - 10,000 sq ft	09/02/2004	Mr JEFF DEANUS Tel:01628 535362

FARMFOODS LTD FOOD	PETER W MARTIN (Agent) THE OLD NOEL ARMS TOP ROAD RUTLAND LE15 9AX	RETAIL 5,000 - 7,000 sq ft	15/06/2004	MR PETER MARTIN Tel:01572 822787 Fax:01572 822785
FORMULA ONE AUTO CENTRES LTD VEHICULAR	CRIBB & ASSOCIATES (Agent) 57 BROOK STREET RAUNDS NN9 6LL	RETAIL 5,000 - 10,000 sq ft	10/05/2004	Mr A B JAMES Tel:01933 622611 Fax:01933 460836
JD WETHERSPOON PLC PUBLIC HOUSES	VAN DE BERG & CO LTD (Agent) PARKVILLE HOUSE RED LYON PARADE MIDDLESEX HA5 3JD	RETAIL 3,500 sq ft	12/05/2004	MR RICHARD HARVEY Tel:020 8429 7000 Fax:020 8429 7001
KFC (GB) LTD FAST FOOD/TAKEAWAY OUTLETS	BURNS PROPERTY CONSULTANTS (Agent) SALISBURY ROAD RINGWOOD BH24 3PB	RETAIL 2,550 - 2,900 sq ft	25/05/2004	Mr JONATHAN BURNS Tel:01425 489856
LAMINATE FLOORING DIRECT LTD CARPETS/FLOOR COVERING	STILES HAROLD WILLIAMS LTD (Agent) 9 CASTLE SQUARE BRIGHTON BN1 1DZ	RETAIL 1,500 - 3,500 sq ft	16/06/2004	MR ANDY MORRISH Tel:01273 231213 Fax:01273 302436
MATALAN RETAIL LTD CLOTHING HOUSEHOLD ACCESSORIES HOUSEHOLD LINENS	ANGERMANN GODDARD & LOYD (Agent) 26-28 MOUNT ROW LONDON W1K 3SQ	RETAIL 30,000 - 40,000 sq ft	22/03/2004	Mr DANIEL BERREVOETS Tel:020 7409 7303 Fax:020 7493 1029
MEGABOWL LTD LEISURE/SPORTS	CHARNWOOD MILL SILEBY ROAD BARROW UPON SOAR LE12 8LR	RETAIL 25,000 - 32,000 sq ft	06/02/2004	Mr DAVID LUCKMAN Tel:01509 410770
PASTY PARLOUR FAST FOOD/TAKEAWAY OUTLETS	STRATTON CREBER COMMERCIAL (Agent) FARRER COURT 75 NORTH HILL PLYMOUTH PL4 8HB	RETAIL 700 - 1,000 sq ft	22/03/2004	MR ROBIN FALLE Tel:01752 670700 Fax:01752 221655
PETS AT HOME LTD PET SHOPS	ASHWELL ROGERS (Agent) 33 CORK STREET LONDON W1X 1HB	RETAIL 4,000 - 10,000 sq ft	18/06/2004	MR DAVID ENGLAND Tel:020 7734 6299 Fax:020 7734 6233

PIZZA HUT (UK) LTD CAFE/RESTAURANT/BAR	BRIANT CHAMPION LONG LTD (Agent) 17/18 OLD BOND STREET LONDON W1X 4JJ	RETAIL	02/07/2004	MR MARK PHILLIPSON Tel:020 7647 6906 Fax:020 7734 1181
POWERPLAY DIRECT LTD VIDEO/HIFI/AUDIOVISUAL	STILES HAROLD WILLIAMS LTD (Agent) 6 BABMAES STREET LONDON SW1Y 6HD	RETAIL 1,000 - 3,000 sq ft	31/03/2004	Mr NIGEL EVANS Tel:020 7389 1504 Fax:020 7389 1529
PRICELESS SHOES LTD SHOE SHOPS	DALGLEISH & CO LTD (Agent) 80 NEW BOND STREET LONDON W1Y 9DB	RETAIL 1,500 - 2,000 sq ft	20/02/2004	Mr STEWART DEERING Tel:020 7663 5566 Fax:020 7663 5555
RIGHT PRICE LTD IRONMONGERS/HARD WARE HOUSEHOLD ACCESSORIES	STILES HAROLD WILLIAMS LTD (Agent) 9 CASTLE SQUARE BRIGHTON BN1 1DZ	RETAIL 1,500 - 3,000 sq ft	16/06/2004	MR ANDY MORRISH Tel:01273 231213 Fax:01273 302436
ROOSTERS CHICKEN LTD CAFE/RESTAURANT/BAR FAST FOOD/TAKEAWAY OUTLETS	BRASIER HARRIS (Agent) 49 CLARENDON ROAD WATFORD WD1 1HP	RETAIL 500 - 1,500 sq ft	30/03/2004	Mr MARK SEGAL Tel:01923 205515 Fax:01923 236605
SFI GROUP PLC CAFE/RESTAURANT/BAR PUBLIC HOUSES	REID ROSE GREGORY (Agent) 17 WOODSTOCK STREET LONDON W1R 1HE	RETAIL 3,000 - 9,000 sq ft	23/03/2004	MR MALCOLM REID Tel:020 7493 4242 Fax:020 7493 3069
STAPLES (UK) LTD OFFICE EQUIPMENT/SUPPLIES FURNITURE	WESTFIELDS LONDON ROAD HIGH WYCOMBE HP11 1HA	RETAIL 10,000 - 17,500 sq ft	18/02/2004	Mr RICHARD SMALLEY Tel:01494 469260
TILES R US LTD CARPETS/FLOOR COVERING	MACARTHUR REES WILSON (Agent) 14-15 TRIANGLE SOUTH BRISTOL BS8 1EY	RETAIL 5,000 - 7,500 sq ft	28/05/2004	Mr RICHARD MACARTHUR Tel:0117 908 3350 Fax:0117 907 4303
TIME RESTAURANTS LTD CAFE/RESTAURANT/BAR	STILES HAROLD WILLIAMS LTD (Agent) 9 CASTLE SQUARE BRIGHTON BN1 1DZ	RETAIL 1,200 - 2,000 sq ft	16/06/2004	MR ANDY MORRISH Tel:01273 231213 Fax:01273 302436

TJ HUGHES PLC
DEPARTMENT STORES

HUGHES HOUSE
LONDON ROAD
LIVERPOOL
L3 8JA

RETAIL
25,000 - 150,000 sq
ft 21/05/2004

Mr RICHARD FOGGIN
Tel:0151 207 8803

TK MAXX
VARIETY/DISCOUNT
STORES

MORGAN WILLIAMS
(Agent)
45 MADDOX STREET
LONDON
W1S 2PE

RETAIL
20,000 - 30,000 sq ft 25/06/2004

MR GEOFFREY
PHILLIPS
Tel:020 7493 4455
Fax:020 7499 7643

TOPPS TILES PLC
BATHROOMS
CARPETS/FLOOR
COVERING

LOMBARD WALL
LONDON
SE7 7SW

RETAIL
4,000 - 8,000 sq ft 24/06/2004

Mr DANIEL LITTLE
Tel:020 8269 1900

TOYS 'R' US LTD
GAMES & TOYS

LODGE FARM
DISTRIBUTION CENTRE
RICHARDSON WAY
ANSTY
CV2 2TA

RETAIL
33,500 sq ft 12/02/2004

Mr GRAHAM SMITH
Tel:024 76 616006

BRACKNELL, RETAILER REQUIREMENTS

Company Name	Address	Requirement	Date	Contact
99P STORES VARIETY/DISCOUNT STORES	PROTEUS PROPERTY CONSULTANTS LTD (Agent) MYRTLE HOUSE HAMPTON COURT ROAD HAMPTON COURT KT8 9BY	RETAIL 4,000 - 6,000 sq ft	27/02/2004	MR STUART DONNELLY Tel:020 8943 1777 Fax:020 8943 3880
ALDI STORES LTD SUPERMARKETS	HOLLY LANE ATHERSTONE	RETAIL	12/02/2004	Mr RICHARD WILLIAMS Tel:01793 836 309
ALLIED CARPETS GROUP PLC CARPETS/FLOOR COVERING	WILKINSON WILLIAMS LTD (Agent) 20/22 QUEEN STREET LONDON W1X 7PJ	RETAIL 7,500 - 10,000 sq ft	16/06/2004	MR GRANT IMLAH Tel:020 7317 3770 Fax:020 7495 5432
ASK CENTRAL PLC CAFE/RESTAURANT/BA R	RSA CHARTERED SURVEYORS (Agent) 216 HAVERSTOCK HILL LONDON NW3 2AE	RETAIL 3,000 sq ft	12/05/2004	Mr RICHARD SIMMONDS Tel:020 7431 7131 Fax:020 7431 7931
B & Q PLC DIY/HARDWARE/GRDN CENTRES	1 HAMPSHIRE CORPORATE PARK EASTLEIGH	RETAIL 100,000 sq ft	03/03/2004	Mr IAIN SMALL Tel:023 8062 5301
BACCHUS WINE COMPANY (KENSINGTON) LTD (THE) OFF LICENCES/LIQUOR	BIDWELLS DRAKE (Agent) 8 BILLING ROAD NORTHAMPTON NN1 5AW	RETAIL 1,500 - 3,000 sq ft	06/02/2004	Mr JASON HERCOCK Tel:01604 632200
BEST CELLARS PUBLIC HOUSES	MOORE HUNTER & PARTNERS (Agent) THE OLD BARREL STORE DRAYMANS LANE MARLOW SL7 2FF	RETAIL 3,000 sq ft	20/05/2004	Mr PETER HUNTER Tel:01628 891700 Fax:01628 891701
BLUEBECKERS RESTAURANT LTD CAFE/RESTAURANT/BA R	BLUEBECKERS EATING HOUSE CHURCH SQUARE SHEPPERTON TW17 9JY	RETAIL 1,800 - 2,500 sq ft	12/05/2004	Mr KENRICK BROOKS Tel:07767 673405
BON MARCHE LTD WOMEN'S WEAR	COLLIERS CRE (Agent) 9 MARYLEBONE LANE LONDON W1M 6HL	RETAIL 2,500 - 4,000 sq ft	08/06/2004	Ms CAROLINE WALLACE Tel:020 7344 6537 Fax:020 7409 3124

BOOKWORLD LTD BOOKSELLERS	DAVID FLATMAN LTD (Agent) 36 WEST SHORE ROAD EDINBURGH EH5 1QD	RETAIL 1,200 - 3,000 sq ft	12/02/2004	Mr T A MAHER Tel:0131 551 2261
BRANTANO UK LTD SHOE SHOPS	BRANTANO UK LTD INTERLINK WAY WEST COALVILLE LE67 1LD	RETAIL 5,000 - 7,500 sq ft	20/02/2004	Ms SUE HARRISON Tel:01530 516150
CARD FACTORY NEWSAGENT/CARDS/S TATIONER	FAWLEY & BOOTH (Agent) 55 GREAT GEORGE STREET LEEDS LS1 3BN	RETAIL 1,000 - 1,400 sq ft	05/07/2004	Mr DAVID WATSON Tel:0113 234 7900 Fax:0113 245 1330
CARD WAREHOUSE LTD NEWSAGENT/CARDS/S TATIONER	BLAIR KIRKMAN (Agent) 12A ST GEORGE STREET LONDON W1R 0RB	RETAIL 1,000 - 2,500 sq ft	16/06/2004	MR ANDREW SMITH Tel:020 7409 0899 Fax:020 7629 8022
CARDFAIR LTD NEWSAGENT/CARDS/S TATIONER	BLAIR KIRKMAN (Agent) 12A ST GEORGE STREET LONDON W1R 0RB	RETAIL 1,000 - 2,500 sq ft	28/06/2004	MR ANDREW SMITH Tel:020 7409 0899 Fax:020 7629 8022
CARPHONE WAREHOUSE GROUP PLC (THE) MOBILE PHONES	BRIANT CHAMPION LONG LTD (Agent) NUFFIELD HOUSE 41-46 PICCADILLY LONDON W1V 9AJ	RETAIL 1,000 - 2,000 sq ft	10/06/2004	Mr DAN SIMMS Tel:020 7434 7106 Fax:020 7287 6366
DAVID LLOYD LEISURE LTD LEISURE/SPORTS	WHITBREAD GROUP PLC (Agent) WHITBREAD COURT PORZ AVENUE DUNSTABLE LU5 5XE	RETAIL	25/05/2004	The PROPERTY DEPARTMENT Tel:01582 888892 Fax:01582 888909
DREAMS PLC FURNITURE	KNAVES BEECH BUSINESS CENTRE LOUDWATER HIGH WYCOMBE HP10 9QY	RETAIL 5,000 - 10,000 sq ft	09/02/2004	Mr JEFF DEANUS Tel:01628 535362
ETHEL AUSTIN LTD CLOTHING	KING STURGE (Agent) SCOTTISH AMICABLE HOUSE 1 CORNWALL STREET BIRMINGHAM B3 2DT	RETAIL 2,500 sq ft	17/05/2004	Mr JON STODDARD Tel:0121 200 7101 Fax:0121 236 2563
FORMULA ONE AUTO CENTRES LTD VEHICULAR	CRIBB & ASSOCIATES (Agent)	RETAIL 5,000 - 10,000 sq ft	10/05/2004	Mr A B JAMES Tel:01933 622611 Fax:01933 460836

	57 BROOK STREET RAUNDS NN9 6LL				
FUTURE INNS LTD HOTELS	ALDER KING (Agent) PEMBROKE HOUSE 15 PEMBROKE ROAD BRISTOL BS8 3BA	RETAIL	12/05/2004	Mr GRAHAM STOCKMAN Tel:0117 317 1000 Fax:0117 317 1001	
GAMESTATION LTD COMPUTERS & SOFTWARE GAMES & TOYS	EDWARDS HARDWICK & PARTNERS (Agent) CLIFTON HEIGHTS TRIANGLE WEST CLIFTON BS8 1EJ	RETAIL 700 - 1,200 sq ft	25/06/2004	MR STUART WILLIAMS Tel:0117 9221222 Fax:0117 9225722	
GAMLEYS LTD GAMES & TOYS	STILES HAROLD WILLIAMS LTD (Agent) 9 CASTLE SQUARE BRIGHTON BN1 1DZ	RETAIL 2,500 - 5,000 sq ft	16/06/2004	MR ANDY MORRISH Tel:01273 231213 Fax:01273 302436	
HALF PRICE JEWELLERS JEWELLERS/WATCH SELLERS	WRIGHT SILVERWOOD (Agent) 77 FRANCIS ROAD BIRMINGHAM B16 8SP	RETAIL 800 - 1,200 sq ft	24/06/2004	Mr ANDREW SILVERWOOD Tel:0121 454 4004 Fax:0121 454 4007	
KFC (GB) LTD FAST FOOD/TAKEAWAY OUTLETS	BURNS PROPERTY CONSULTANTS (Agent) SALISBURY ROAD RINGWOOD BH24 3PB	RETAIL 2,550 - 2,900 sq ft	25/05/2004	Mr JONATHAN BURNS Tel:01425 489856	
KIDS INC SERVICE/SPECIALIST	CHASE & PARTNERS (Agent) 20 REGENT STREET LONDON SW1Y 4PH	RETAIL 10,000 sq ft	16/06/2004	Mr ANGUS MACLEAN Tel:020 7389 9469	
LAMINATE FLOORING DIRECT LTD CARPETS/FLOOR COVERING	STILES HAROLD WILLIAMS LTD (Agent) 9 CASTLE SQUARE BRIGHTON BN1 1DZ	RETAIL 1,500 - 3,500 sq ft	16/06/2004	MR ANDY MORRISH Tel:01273 231213 Fax:01273 302436	
LLOYDS NO1 BARS LTD PUBLIC HOUSES	VAN DE BERG & CO LTD (Agent) PARKVILLE HOUSE RED LYON PARADE MIDDLESEX HA5 3JD	RETAIL 3,000 sq ft	10/05/2004	MR RICHARD HARVEY Tel:020 8429 7000 Fax:020 8429 7001	
MAJESTIC WINE WAREHOUSES LTD	RAPLEYS (Agent)	RETAIL 2,000 - 5,000 sq ft	18/05/2004	MR MIKE PEARCE Tel:01480 457371	

OFF LICENCES/LIQUOR	GODWIN HOUSE GEORGE STREET HUNTINGDON PE29 3ND				Fax:01480 433070
MATALAN RETAIL LTD CLOTHING HOUSEHOLD ACCESSORIES HOUSEHOLD LINENS	ANGERMANN GODDARD & LOYD (Agent) 26-28 MOUNT ROW LONDON W1K 3SQ	RETAIL 30,000 - 40,000 sq ft	22/03/2004		Mr DANIEL BERREVOETS Tel:020 7409 7303 Fax:020 7493 1029
NANDO'S CHICKENLAND LTD CAFE/RESTAURANT/BAR	PAUL BENJAMIN ASSOCIATES (Agent) 137 BRENT STREET LONDON NW4 4DJ	RETAIL 2,500 - 3,500 sq ft	18/02/2004		Mr PAUL BENJAMIN Tel:020 8457 2777 Fax:020 8457 2778
NATIONWIDE AUTOCENTRES LTD VEHICULAR	CRIBB & ASSOCIATES (Agent) 57 BROOK STREET RAUNDS NN9 6LL	RETAIL 2,500 - 5,000 sq ft	10/05/2004		Mr RON CRIBB Tel:01933 622611 Fax:01933 460836
PAN DAN RESTAURANT	STEPHEN KANE & CO (Agent) 61 QUEEN ANNE STREET LONDON W1M 0HH	RETAIL 850 - 1,000 sq ft	15/06/2004		Mr SEBASTIAN HOWARD Tel:020 7224 0101 Fax:020 7224 0406
PASTY PARLOUR FAST FOOD/TAKEAWAY OUTLETS	STRATTON CREBER COMMERCIAL (Agent) FARRER COURT 75 NORTH HILL PLYMOUTH PL4 8HB	RETAIL 700 - 1,000 sq ft	22/03/2004		MR ROBIN FALLE Tel:01752 670700 Fax:01752 221655
PETS AT HOME LTD PET SHOPS	ASHWELL ROGERS (Agent) 33 CORK STREET LONDON W1X 1HB	RETAIL 4,000 - 10,000 sq ft	18/06/2004		MR DAVID ENGLAND Tel:020 7734 6299 Fax:020 7734 6233
PHONES 4U LTD MOBILE PHONES	MORGAN WILLIAMS (Agent) 45 MADDOX STREET LONDON W1S 2PE	RETAIL 800 - 1,500 sq ft	25/05/2004		Mr BEN JACKSON Tel:020 7493 4455 Fax:020 7499 7643
PIZZA HUT (UK) LTD CAFE/RESTAURANT/BAR	BRIANT CHAMPION LONG LTD (Agent) NUFFIELD HOUSE 41-46 PICCADILLY LONDON W1V 9AJ	RETAIL 650 - 1,200 sq ft	02/07/2004		Mr MARK PHILLIPSON Tel:020 7434 7101 Fax:020 7287 6366
ROBERT DYAS LTD	BLAIR KIRKMAN	RETAIL	16/06/2004		MR JEREMY ELPHICK

IRONMONGERS/HARD WARE	(Agent) 12A ST GEORGE STREET LONDON W1R 0RB	2,000 - 3,000 sq ft	16/06/2004	Tel:020 7409 0899 Fax:020 7629 8022
SANTA FE UK LTD CAFE/RESTAURANT/BA R	MOORE HUNTER & PARTNERS (Agent) THE OLD BARREL STORE DRAYMANS LANE MARLOW SL7 2FF	RETAIL 3,000 - 6,000 sq ft	20/05/2004	Mr PETER HUNTER Tel:01628 891700 Fax:01628 891701
SCOPE CHARITY SHOPS	CHESTERTON (Agent) MINERVA HOUSE EAST PARADE LEEDS LS1 5PS	RETAIL 750 - 5,000 sq ft	12/02/2004	Mr MICHAEL POWELL Tel:0113 242 0044 Fax:0113 244 9902
SFI GROUP PLC CAFE/RESTAURANT/BA R PUBLIC HOUSES	REID ROSE GREGORY (Agent) 17 WOODSTOCK STREET LONDON W1R 1HE	RETAIL 3,000 - 9,000 sq ft	23/03/2004	MR MALCOLM REID Tel:020 7493 4242 Fax:020 7493 3069
SHAW TRUST LTD (THE) CHARITY SHOPS	HAMILTON CHARTERED SURVEYORS (Agent) 22 GAY STREET BATH BA1 2PD	RETAIL 1,000 - 3,000 sq ft	28/04/2004	Mr STEVE MCMULLEN Tel:01225 471559 Fax:01225 452895
SHOE ZONE GROUP LTD SHOE SHOPS	RAMSDENS (Agent) 79 CAROLINE STREET BIRMINGHAM B3 1UP	RETAIL 1,000 - 2,500 sq ft	29/06/2004	Mr JOHN BEACH Tel:0121 236 9555 Fax:0121 236 9923
SOFA SOFA FURNITURE	GERALD EVE (Agent) 7 VERE STREET LONDON W1G 0JB	RETAIL 10,000 - 15,000 sq ft	17/03/2004	Mr MARK HILLIER Tel:020 7333 6205 Fax:020 7491 1825
STAPLES (UK) LTD OFFICE EQUIPMENT/SUPPLIES FURNITURE	WESTFIELDS LONDON ROAD HIGH WYCOMBE HP11 1HA	RETAIL 10,000 - 17,500 sq ft	18/02/2004	Mr RICHARD SMALLEY Tel:01494 469260
TILE DEPOT CARPETS/FLOOR COVERING	RUMSEY & PARTNERS (Agent) 22 GROSVENOR SQUARE LONDON W1K 6LF	RETAIL 3,000 - 10,000 sq ft	21/04/2004	Mr WILL STANILAND Tel:020 7499 6619 Fax:020 7493 2454
TILES R US LTD CARPETS/FLOOR COVERING	MACARTHUR REES WILSON (Agent)	RETAIL 5,000 - 7,500 sq ft	28/05/2004	Mr RICHARD MACARTHUR Tel:0117 908 3350 Fax:0117 907 4303

	14-15 TRIANGLE SOUTH BRISTOL BS8 1EY			
TIME RESTAURANTS LTD CAFE/RESTAURANT/BA R	STILES HAROLD WILLIAMS LTD (Agent) 9 CASTLE SQUARE BRIGHTON BN1 1DZ	RETAIL 1,200 - 2,000 sq ft	16/06/2004	MR ANDY MORRISH Tel:01273 231213 Fax:01273 302436
TJ HUGHES PLC DEPARTMENT STORES	HUGHES HOUSE LONDON ROAD LIVERPOOL L3 8JA	RETAIL 25,000 - 150,000 sq ft	21/05/2004	Mr RICHARD FOGGIN Tel:0151 207 8803
TK MAXX VARIETY/DISCOUNT STORES	MORGAN WILLIAMS (Agent) 45 MADDOX STREET LONDON W1S 2PE	RETAIL 20,000 - 30,000 sq ft	25/06/2004	MR GEOFFREY PHILLIPS Tel:020 7493 4455 Fax:020 7499 7643
TK MAXX VARIETY/DISCOUNT STORES	BRASIER HARRIS (Agent) 49 CLARENDON ROAD WATFORD WD1 1HP	RETAIL 15,000 - 30,000 sq ft	07/06/2004	Mr CLIVE GLENISTER Tel:01923 210810 Fax:01923 236605
TK MAXX VARIETY/DISCOUNT STORES	KNIGHT FRANK (Agent) 20 HANOVER SQUARE LONDON W1S 1HZ	RETAIL 12,000 - 25,000 sq ft	16/04/2004	Mr FRANCIS ROBERTS Tel:020 7861 1181 Fax:020 7493 4114
TK MAXX VARIETY/DISCOUNT STORES	COLLIERS CRE (Agent) 9 MARYLEBONE LANE LONDON W1M 6HL	RETAIL 20,000 - 50,000 sq ft	31/03/2004	MR NEIL DAVIES Tel:020 7344 6598 Fax:020 7344 6931
TOPPS TILES PLC BATHROOMS CARPETS/FLOOR COVERING	LOMBARD WALL LONDON SE7 7SW	RETAIL 4,000 - 8,000 sq ft	24/06/2004	Mr DANIEL LITTLE Tel:020 8269 1900
TRAVEL INN HOTELS	WHITBREAD GROUP PLC (Agent) OAKLEY HOUSE OAKLEY ROAD LUTON LU4 9QH	RETAIL	29/06/2004	Mr ROBERT RYAN Tel:01582 422022 Fax:01582 405680
TRAVEL INN HOTELS	WHITBREAD GROUP PLC (Agent) OAKLEY HOUSE OAKLEY ROAD LUTON LU4 9QH	RETAIL	29/06/2004	Mr ROBERT RYAN Tel:01582 422022 Fax:01582 405680
UPPER CRUST (THE) BAKERS	DAVIS COFFER LYONS (Agent)	RETAIL 750 - 1,500 sq ft	14/06/2004	Mr ROB LUCY Tel:020 7299 0757

Fax:020 7299 0755

52 PORTLAND PLACE
LONDON
W1B 1NN

VETS4PETS
SERVICE/SPECIALIST

PO BOX 11556
UN NAMED STREET
SOLIHULL
B93 8ZR

RETAIL
2,000 - 2,500 sq ft

30/04/2004

Mr JOHN BATES
Tel:01564 732 356

WALLIS FASHION
GROUP LTD
WOMEN'S WEAR

REDCASTLE LTD
(Agent)
COLGRAVE HOUSE
70 BERNERS STREET
LONDON
W1P 3DD

RETAIL
1,800 - 2,000 sq ft

31/03/2004

Ms SUSAN SHAW
Tel:020 7927 3767

WORKS PUBLISHERS
OUTLET (THE)
BOOKSELLERS

LAMBERT SMITH HAMPTON
(Agent)
35 NEWHALL STREET
BIRMINGHAM
B3 3PJ

RETAIL
1,500 - 2,500 sq ft

16/03/2004

Mr NICK ROUND
Tel:0121 237 2362
Fax:0121 233 1623

ZARA UK LTD
CLOTHING

HARPER DENNIS HOBBS
(Agent)
15-16 NEW BURLINGTON
STREET
LONDON
W1X 1FF

RETAIL
10,700 - 16,150 sq ft

25/06/2004

Mr DAVID HARPER
Tel:020 7025 6900
Fax:020 7493 4254

CAMBERLEY, RETAILER REQUIREMENTS

Company Name	Address	Requirement	Date	Contact
99P STORES VARIETY/DISCOUNT STORES	PROTEUS PROPERTY CONSULTANTS LTD (Agent) MYRTLE HOUSE HAMPTON COURT ROAD HAMPTON COURT KT8 9BY	RETAIL 4,000 - 6,000 sq ft	27/02/2004	MR STUART DONNELLY Tel:020 8943 1777 Fax:020 8943 3880
AGE CONCERN CHARITY SHOPS CHARITY	STEPHEN KANE & CO (Agent) 61 QUEEN ANNE STREET LONDON W1M 0HH	RETAIL 650 - 900 sq ft	22/06/2004	MR THOMAS NULTY Tel:020 7224 0101 Fax:020 7224 0406
ART PICTURE FRAMING	SMITH PRICE (Agent) 299 OXFORD STREET LONDON W1C 2DZ	RETAIL 600 - 1,200 sq ft	19/02/2004	Mr JOHN MORTIMER Tel:020 7409 2100 Fax:020 7318 5757
BAKERS OVEN LTD BAKERS	STEPHEN KANE & CO (Agent) 61 QUEEN ANNE STREET LONDON W1M 0HH	RETAIL 1,200 - 2,500 sq ft	22/03/2004	MR ROBIN BURN Tel:020 7224 0101 Fax:020 7224 0406
BASILICO FAST FOOD/TAKEAWAY OUTLETS	TOWNSENDS ESTATE AGENTS (Agent) CHERTSEY BOULEVARD BEAUMONT HOUSE HANWORTH LANE CHERTSEY	RETAIL 750 - 1,200 sq ft	08/06/2004	Mr JAY WARD Tel:01932 736556 Fax:01932 736597
BASILICO FAST FOOD/TAKEAWAY OUTLETS	EREIRA MENDOZA & CO (Agent) 25 QUEEN ANNE STREET LONDON W1M 9FB	RETAIL 750 - 1,200 sq ft	08/06/2004	MR ALEXANDER REUBEN Tel:020 7436 7090 Fax:020 7436 4200
BEST CELLARS PUBLIC HOUSES	MOORE HUNTER & PARTNERS (Agent) THE OLD BARREL STORE DRAYMANS LANE MARLOW SL7 2FF	RETAIL 3,000 sq ft	20/05/2004	Mr PETER HUNTER Tel:01628 891700 Fax:01628 891701
BETWEEN THE LINES LTD GIFT SHOPS/FANCY GOODS NEWSAGENT/CARDS/S TATIONER	REID ROSE GREGORY (Agent) 17 WOODSTOCK STREET LONDON W1R 1HE	RETAIL 900 - 1,400 sq ft	23/03/2004	MR MALCOLM REID Tel:020 7493 4242 Fax:020 7493 3069
BETWEEN THE LINES LTD	CHASE & PARTNERS (Agent)	RETAIL 900 - 1,300 sq ft	26/02/2004	Mr GREG WESTOVER Tel:020 7389 9467

GIFT SHOPS/FANCY GOODS NEWSAGENT/CARDS/ TATIONER	20 REGENT STREET LONDON SW1Y 4PH				Fax:020 7389 9456
BON MARCHE LTD WOMEN'S WEAR	COLLIERS CRE (Agent) 9 MARYLEBONE LANE LONDON W1M 6HL	RETAIL 2,500 - 4,000 sq ft	08/06/2004		Ms CAROLINE WALLACE Tel:020 7344 6537 Fax:020 7409 3124
BOOKWORLD LTD BOOKSELLERS	DAVID FLATMAN LTD (Agent) 36 WEST SHORE ROAD EDINBURGH EH5 1QD	RETAIL 1,200 - 3,000 sq ft	12/02/2004		Mr T A MAHER Tel:0131 551 2261
BRITISH HEART FOUNDATION CHARITY SHOPS FURNITURE ELECTRICAL/DURABLE GOODS CLOTHING	CROWN HOUSE CHURCH ROAD CLAYGATE KT10 0JP	RETAIL 600 - 3,000 sq ft	21/04/2004		Mr CHRISTOPHER BESANT Tel:01372 477300
CARD WAREHOUSE LTD NEWSAGENT/CARDS/ TATIONER	BLAIR KIRKMAN (Agent) 12A ST GEORGE STREET LONDON W1R 0RB	RETAIL 1,000 - 2,500 sq ft	16/06/2004		MR ANDREW SMITH Tel:020 7409 0899 Fax:020 7629 8022
CARDFAIR LTD NEWSAGENT/CARDS/ TATIONER	BLAIR KIRKMAN (Agent) 12A ST GEORGE STREET LONDON W1R 0RB	RETAIL 1,000 - 2,500 sq ft	28/06/2004		MR ANDREW SMITH Tel:020 7409 0899 Fax:020 7629 8022
CARPHONE WAREHOUSE GROUP PLC (THE) MOBILE PHONES	BRIANT CHAMPION LONG LTD (Agent) NUFFIELD HOUSE 41-46 PICCADILLY LONDON W1V 9AJ	RETAIL 1,000 - 2,000 sq ft	10/06/2004		Mr DAN SIMMS Tel:020 7434 7106 Fax:020 7287 6366
CHILDSPLAY DAY NURSERY LTD SERVICE/SPECIALIST	INTRINSIC (Agent) 30 BROOK STREET LONDON W1K 5DH	RETAIL 10,000 - 15,000 sq ft	12/02/2004		Mr SIMON KELLY Tel:020 7629 5658 Fax:020 7491 4593
DAVID LLOYD LEISURE LTD LEISURE/SPORTS	WHITBREAD GROUP PLC (Agent) WHITBREAD COURT PORZ AVENUE DUNSTABLE LU5 5XE	RETAIL	25/05/2004		The PROPERTY DEPARTMENT Tel:01582 888892 Fax:01582 888909
EAST WOMEN'S WEAR	MICHAEL PEDDAR & COMPANY (Agent)	RETAIL 1,250 - 1,750 sq ft	25/06/2004		MR PETER HENSON Tel:020 7318 8409 Fax:020 7491 3314

	12 JOHN PRINCES STREET LONDON W1G 0NY			
EDINBURGH WOOLLEN MILL LTD KNITWEAR	EDINBURGH WOOLLEN MILL LTD WAVERLEY MILLS LANGHOLM DG13 0EB	RETAIL 2,000 sq ft	21/04/2004	Mr MICHAEL TIFFEN Tel:013873 82829
ELVI WOMEN'S WEAR	STUART DONALD (Agent) 33 BROOK STREET LONDON W1K 4HG	RETAIL 1,500 sq ft	12/02/2004	Mr STUART DONALD Tel:020 7493 1122 Fax:020 7493 6644
ESPORTA HEALTH & FITNESS CLUBS LEISURE/SPORTS	ESPORTA PLC (Agent) TRINITY COURT MOLLY MILLARS LANE WOKINGHAM RG40 2AG	RETAIL 30,000 - 100,000 sq ft	09/03/2004	Mr PAUL GUYER Tel:0118 912 3500 Fax:0118 912 3600
ESPORTA HEALTH & FITNESS CLUBS LEISURE/SPORTS	CHRISTIE & CO (Agent) WINDSOR HOUSE 50 VICTORIA STREET LONDON SW1H 0EQ	RETAIL 60,000 sq ft	09/02/2004	Mr LAWRENCE TELFORD Tel:020 7227 0764 Fax:020 7227 0702
FORMULA ONE AUTO CENTRES LTD VEHICULAR	CRIBB & ASSOCIATES (Agent) 57 BROOK STREET RAUNDS NN9 6LL	RETAIL 5,000 - 10,000 sq ft	10/05/2004	Mr A B JAMES Tel:01933 622611 Fax:01933 460836
FRANKIE & BENNY'S CAFE/RESTAURANT/BA R	CB RICHARD ELLIS (Agent) KINGSLEY HOUSE 1A WIMPOLE STREET LONDON W1M 7AA	RETAIL 3,500 - 4,400 sq ft	28/04/2004	Mr GAVIN ROWLANDS Tel:020 7182 2000
GAMESTATION LTD COMPUTERS & SOFTWARE GAMES & TOYS	EDWARDS HARDWICK & PARTNERS (Agent) CLIFTON HEIGHTS TRIANGLE WEST CLIFTON BS8 1EJ	RETAIL 700 - 1,200 sq ft	25/06/2004	MR STUART WILLIAMS Tel:0117 9221222 Fax:0117 9225722
GREGGS PLC BAKERS	STEPHEN KANE & CO (Agent) 61 QUEEN ANNE STREET LONDON W1M 0HH	RETAIL 800 - 1,800 sq ft	14/06/2004	MR ROBIN BURN Tel:020 7224 0101 Fax:020 7224 0406
HALFORDS LTD MOTOR ACCESSORIES	ICKNIELD STREET DRIVE WASHFORD WEST REDDITCH	RETAIL 7,000 - 10,000 sq ft	12/02/2004	MR RICHARD NIXON Tel:01527 513001
KFC (GB) LTD	BURNS PROPERTY CONSULTANTS	RETAIL	25/05/2004	Mr JONATHAN BURNS

FAST FOOD/TAKEAWAY OUTLETS	CONSULTANTS (Agent) SALISBURY ROAD RINGWOOD BH24 3PB	2,550 - 2,900 sq ft	25/05/2004	Tel:01425 489856
KIDS INC SERVICE/SPECIALIST	CHASE & PARTNERS (Agent) 20 REGENT STREET LONDON SW1Y 4PH	RETAIL 10,000 sq ft	16/06/2004	Mr ANGUS MACLEAN Tel:020 7389 9469
LA TASCA RESTAURANTS LTD CAFE/RESTAURANT/BA R	BRADY (Agent) ALLIANCE HOUSE 30 CROSS STREET MANCHESTER M2 7AQ	RETAIL 2,500 - 4,500 sq ft	16/06/2004	MR JOHN BRADY Tel:0161 839 1213 Fax:0161 839 1046
LA WEIGHT LOSS CENTRES LTD SERVICE/SPECIALIST	DONALDSONS (Agent) 48 WARWICK STREET LONDON W1R 5FE	RETAIL 900 - 1,200 sq ft	30/03/2004	Mr SARAH HAY Tel:020 7534 8443 Fax:020 7434 0045
LAMINATE FLOORING DIRECT LTD CARPETS/FLOOR COVERING	STILES HAROLD WILLIAMS LTD (Agent) 9 CASTLE SQUARE BRIGHTON BN1 1DZ	RETAIL 1,500 - 3,500 sq ft	16/06/2004	MR ANDY MORRISH Tel:01273 231213 Fax:01273 302436
LLOYDS NO1 BARS LTD PUBLIC HOUSES	VAN DE BERG & CO LTD (Agent) PARKVILLE HOUSE RED LYON PARADE MIDDLESEX HA5 3JD	RETAIL 3,000 sq ft	10/05/2004	MR RICHARD HARVEY Tel:020 8429 7000 Fax:020 8429 7001
NANDO'S CHICKENLAND LTD CAFE/RESTAURANT/BA R	PAUL BENJAMIN ASSOCIATES (Agent) 137 BRENT STREET LONDON NW4 4DJ	RETAIL 2,500 - 3,500 sq ft	18/02/2004	Mr PAUL BENJAMIN Tel:020 8457 2777 Fax:020 8457 2778
O2 MOBILE PHONES	CAPITAL RETAIL (Agent) 30 ST GEORGE STREET LONDON W1R 9FA	RETAIL 1,000 sq ft	17/06/2004	Mr RICHARD CRISS Tel:020 7499 3162 Fax:020 7408 1351
OUTBACK STEAKHOUSE (UK) LTD CAFE/RESTAURANT/BA R	ADLERS (Agent) 85 WIMPOLE STREET LONDON W1M 8AJ	RETAIL 4,000 - 6,000 sq ft	21/04/2004	MR PAUL DAVISON Tel:020 7224 2244 Fax:020 7486 8948
PARTNERS THE STATIONERS LTD	RYMAN LTD	RETAIL	22/03/2004	Mr CHRIS SMITH

STATIONERS LTD NEWSAGENT/CARDS/S TATIONER	(Agent) RYMANS LTD SWALLOWFIELD WAY HAYES UB3 1DQ	1,500 - 2,000 sq ft	22/03/2004	Tel:020 8867 5364 Fax:020 8867 5343
PAST TIMES GIFT SHOPS/FANCY GOODS	GERALD EVE (Agent) 7 VERE STREET LONDON W1G 0JB	RETAIL 1,000 - 1,500 sq ft	09/03/2004	Mr MARK HILLIER Tel:020 7333 6205 Fax:020 7491 1825
PEACOCKS STORES LTD DEPARTMENT STORES	MASON & PARTNERS (Agent) 6-8 MADDOX STREET LONDON W1R 9PN	RETAIL 5,000 - 15,000 sq ft	28/04/2004	Mr CHRIS MASON Tel:020 7009 1127 Fax:020 7495 2013
PERFUME SHOP LTD PERFUMERY	CYPRESS HOUSE CORONATION ROAD HIGH WYCOMBE HP12 3RR	RETAIL 250 - 600 sq ft	18/02/2004	Mr CHARLES DENTON Tel:01494 894 012
PETS AT HOME LTD PET SHOPS	ASHWELL ROGERS (Agent) 33 CORK STREET LONDON W1X 1HB	RETAIL 4,000 - 10,000 sq ft	18/06/2004	MR DAVID ENGLAND Tel:020 7734 6299 Fax:020 7734 6233
PIER RETAIL GROUP LTD (THE) HOMEWARE	HARPER DENNIS HOBBS (Agent) 15-16 NEW BURLINGTON STREET LONDON W1X 1FF	RETAIL 7,000 sq ft	14/06/2004	Mr DAVID HARPER Tel:020 7025 6900 Fax:020 7493 4254
PIZZA HUT (UK) LTD CAFE/RESTAURANT/BA R	BRIANT CHAMPION LONG LTD (Agent) 17/18 OLD BOND STREET LONDON W1X 4JJ	RETAIL	02/07/2004	MR MARK PHILLIPSON Tel:020 7647 6906 Fax:020 7734 1181
PRICELESS SHOES LTD SHOE SHOPS	DALGLEISH & CO LTD (Agent) 80 NEW BOND STREET LONDON W1Y 9DB	RETAIL 1,500 - 2,000 sq ft	20/02/2004	Mr STEWART DEERING Tel:020 7663 5566 Fax:020 7663 5555
RIGHT PRICE LTD IRONMONGERS/HARD WARE HOUSEHOLD ACCESSORIES	STILES HAROLD WILLIAMS LTD (Agent) 9 CASTLE SQUARE BRIGHTON BN1 1DZ	RETAIL 1,500 - 3,000 sq ft	16/06/2004	MR ANDY MORRISH Tel:01273 231213 Fax:01273 302436
ROBERT DYAS LTD IRONMONGERS/HARD WARE	BLAIR KIRKMAN (Agent)	RETAIL 2,000 - 3,000 sq ft	16/06/2004	MR JEREMY ELPHICK Tel:020 7409 0899 Fax:020 7629 8022

	12A ST GEORGE STREET LONDON W1R 0RB			
ROOSTERS CHICKEN LTD CAFE/RESTAURANT/BAR FAST FOOD/TAKEAWAY OUTLETS	BRASIER HARRIS (Agent) 49 CLARENDON ROAD WATFORD WD1 1HP	RETAIL 500 - 1,500 sq ft	30/03/2004	Mr MARK SEGAL Tel:01923 205515 Fax:01923 236605
ROOSTERS CHICKEN LTD CAFE/RESTAURANT/BAR FAST FOOD/TAKEAWAY OUTLETS	GOUGH COMMERCIAL CHARTERED SURVEYORS (Agent) 1 THREE KINGS YARD LONDON W1K 4JT	RETAIL 350 - 1,000 sq ft	22/03/2004	Mr DAVID GOUGH Tel:020 7409 1400 Fax:020 7409 1188
SANTA FE UK LTD CAFE/RESTAURANT/BAR	MOORE HUNTER & PARTNERS (Agent) THE OLD BARREL STORE DRAYMANS LANE MARLOW SL7 2FF	RETAIL 3,000 - 6,000 sq ft	20/05/2004	Mr PETER HUNTER Tel:01628 891700 Fax:01628 891701
SFI GROUP PLC CAFE/RESTAURANT/BAR PUBLIC HOUSES	REID ROSE GREGORY (Agent) 17 WOODSTOCK STREET LONDON W1R 1HE	RETAIL 3,000 - 9,000 sq ft	23/03/2004	MR MALCOLM REID Tel:020 7493 4242 Fax:020 7493 3069
SHAW TRUST LTD (THE) CHARITY SHOPS	HAMILTON CHARTERED SURVEYORS (Agent) 22 GAY STREET BATH BA1 2PD	RETAIL 600 - 1,000 sq ft	28/04/2004	Mr STEVE MCMULLEN Tel:01225 471559 Fax:01225 452895
SHOEFAYRE LTD SHOE SHOPS	WIGSTON HOUSE 183 KIRKDALE ROAD WIGSTON LE18 4SU	RETAIL 1,000 - 2,000 sq ft	25/06/2004	Mr MARK WILLIAMS Tel:0116 278 5264
SOFA SOFA FURNITURE	GERALD EVE (Agent) 7 VERE STREET LONDON W1G 0JB	RETAIL 10,000 - 15,000 sq ft	17/03/2004	Mr MARK HILLIER Tel:020 7333 6205 Fax:020 7491 1825
SOFA WORKSHOP LTD FURNITURE	PARISH DEAN PARTNERSHIP (Agent) 51 CHARLES STREET LONDON W1X 7PA	RETAIL 2,500 - 3,500 sq ft	29/06/2004	Mr IAN PARISH Tel:020 7355 0900 Fax:020 7629 0032
SOVEREIGN SNOOKER & LEISURE CLUB LEISURE/SPORTS	HURST WARNE LTD (Agent) 323 KINGSTON ROAD	RETAIL 6,000 sq ft	10/05/2004	Mr ADRIAN HENSON Tel:01372 360190 Fax:01372 360211

LEATHERHEAD
SURREYKT22 7TU

SPUR RESTAURANTS LTD CAFE/RESTAURANT/BA R	HAMMOND PHILLIPS (Agent) 5A PORTMAN SQUARE LONDON W1H 0BU	RETAIL 1,000 sq ft	24/06/2004	MR JOHN LANE Tel:020 7309 2375 Fax:020 7935 6632
STAPLES (UK) LTD OFFICE EQUIPMENT/SUPPLIES FURNITURE	WESTFIELDS LONDON ROAD HIGH WYCOMBE HP11 1HA	RETAIL 10,000 - 17,500 sq ft	18/02/2004	Mr RICHARD SMALLEY Tel:01494 469260
SUPERDRUG STORES PLC CHEMISTS	MASON & PARTNERS (Agent) 6-8 MADDOX STREET LONDON W1R 9PN	RETAIL 1,500 - 6,000 sq ft	05/07/2004	Mr CHRIS MASON Tel:020 7009 1127 Fax:020 7495 2013
T-MOBILE (UK) LTD MOBILE PHONES	LAMBERT SMITH HAMPTON (Agent) REGENT ARCADE HOUSE 19/25 ARGYLL STREET LONDON W1V 1AA	RETAIL 400 - 700 sq ft	30/06/2004	Mr MICHAEL PERKINS Tel:020 7663 8270 Fax:020 7414 0866
TILE DEPOT CARPETS/FLOOR COVERING	RUMSEY & PARTNERS (Agent) 22 GROSVENOR SQUARE LONDON W1K 6LF	RETAIL 3,000 - 10,000 sq ft	21/04/2004	Mr WILL STANILAND Tel:020 7499 6619 Fax:020 7493 2454
TIME RESTAURANTS LTD CAFE/RESTAURANT/BA R	STILES HAROLD WILLIAMS LTD (Agent) 9 CASTLE SQUARE BRIGHTON BN1 1DZ	RETAIL 1,200 - 2,000 sq ft	16/06/2004	MR ANDY MORRISH Tel:01273 231213 Fax:01273 302436
TJ HUGHES PLC DEPARTMENT STORES	HUGHES HOUSE LONDON ROAD LIVERPOOL L3 8JA	RETAIL 25,000 - 150,000 sq ft	21/05/2004	Mr RICHARD FOGGIN Tel:0151 207 8803
TK MAXX VARIETY/DISCOUNT STORES	MORGAN WILLIAMS (Agent) 45 MADDOX STREET LONDON W1S 2PE	RETAIL 20,000 - 30,000 sq ft	25/06/2004	MR GEOFFREY PHILLIPS Tel:020 7493 4455 Fax:020 7499 7643
TK MAXX VARIETY/DISCOUNT STORES	BRASIER HARRIS (Agent) 49 CLARENDON ROAD WATFORD WD1 1HP	RETAIL 15,000 - 30,000 sq ft	07/06/2004	Mr CLIVE GLENISTER Tel:01923 210810 Fax:01923 236605
TK MAXX VARIETY/DISCOUNT	KNIGHT FRANK (Agent)	RETAIL 12,000 - 25,000 sq ft	16/04/2004	Mr FRANCIS ROBERTS Tel:020 7861 1181

STORES

Fax:020 7493 4114

20 HANOVER SQUARE
LONDON
W1S 1HZTK MAXX
VARIETY/DISCOUNT
STORESCOLLIERS CRE
(Agent)
9 MARYLEBONE LANE
LONDON
W1M 6HLRETAIL
20,000 - 50,000 sq ft 31/03/2004MR NEIL DAVIES
Tel:020 7344 6598
Fax:020 7344 6931TONI & GUY LTD
HAIRDRESSERS/BEAUT
ICIANSDAVID MENZIES
ASSOCIATES
(Agent)
6-8 MADDOX STREET
LONDON
W1R 9PNRETAIL
800 - 1,200 sq ft 28/06/2004Mr WARREN DOMB
Tel:020 7491 7777
Fax:020 7493 3135TOPPS TILES PLC
BATHROOMS
CARPETS/FLOOR
COVERINGLOMBARD WALL
LONDON
SE7 7SWRETAIL
4,000 - 8,000 sq ft 24/06/2004Mr DANIEL LITTLE
Tel:020 8269 1900TOYS 'R' US LTD
GAMES & TOYSLODGE FARM
DISTRIBUTION CENTRE
RICHARDSON WAY
ANSTY
CV2 2TARETAIL
33,500 sq ft 12/02/2004Mr GRAHAM SMITH
Tel:024 76 616006VETS4PETS
SERVICE/SPECIALISTPO BOX 11556
UN NAMED STREET
SOLIHULL
B93 8ZRRETAIL
2,000 - 2,500 sq ft 30/04/2004Mr JOHN BATES
Tel:01564 732 356WALLIS FASHION
GROUP LTD
WOMEN'S WEARREDCASTLE LTD
(Agent)
COLGRAVE HOUSE
70 BERNERS STREET
LONDON
W1P 3DDRETAIL
1,800 - 2,000 sq ft 31/03/2004Ms SUSAN SHAW
Tel:020 7927 3767

COBHAM, RETAILER REQUIREMENTS

Company Name	Address	Requirement	Date	Contact
ASK CENTRAL PLC CAFE/RESTAURANT/BAR	RSA CHARTERED SURVEYORS (Agent) 216 HAVERSTOCK HILL LONDON NW3 2AE	RETAIL 3,000 sq ft	12/05/2004	Mr RICHARD SIMMONDS Tel:020 7431 7131 Fax:020 7431 7931
BARNARDO'S BOOKSELLERS FURNITURE CHARITY SHOPS	BARNADO HOUSE 1 TANNERS LANE ILFORD IG6 1QG	RETAIL 500 - 1,500 sq ft	19/04/2004	Mr CLIFF GREGORY Tel:020 8498 7346
BASILICO FAST FOOD/TAKEAWAY OUTLETS	TOWNSENDS ESTATE AGENTS (Agent) CHERTSEY BOULEVARD BEAUMONT HOUSE HANWORTH LANE CHERTSEY	RETAIL 750 - 1,200 sq ft	08/06/2004	Mr JAY WARD Tel:01932 736556 Fax:01932 736597
BASILICO FAST FOOD/TAKEAWAY OUTLETS	EREIRA MENDOZA & CO (Agent) 25 QUEEN ANNE STREET LONDON W1M 9FB	RETAIL 750 - 1,200 sq ft	08/06/2004	MR ALEXANDER REUBEN Tel:020 7436 7090 Fax:020 7436 4200
BETWEEN THE LINES LTD GIFT SHOPS/FANCY GOODS NEWSAGENT/CARDS/S TATIONER	CHASE & PARTNERS (Agent) 20 REGENT STREET LONDON SW1Y 4PH	RETAIL 900 - 1,300 sq ft	26/02/2004	Mr GREG WESTOVER Tel:020 7389 9467 Fax:020 7389 9456
BRITISH HEART FOUNDATION CHARITY SHOPS FURNITURE ELECTRICAL/DURABLE GOODS CLOTHING	CROWN HOUSE CHURCH ROAD CLAYGATE KT10 0JP	RETAIL 600 - 3,000 sq ft	21/04/2004	Mr CHRISTOPHER BESANT Tel:01372 477300
CARD WAREHOUSE LTD NEWSAGENT/CARDS/S TATIONER	BLAIR KIRKMAN (Agent) 12A ST GEORGE STREET LONDON W1R 0RB	RETAIL 1,000 - 2,500 sq ft	16/06/2004	MR ANDREW SMITH Tel:020 7409 0899 Fax:020 7629 8022
CARDFAIR LTD NEWSAGENT/CARDS/S TATIONER	BLAIR KIRKMAN (Agent) 12A ST GEORGE STREET LONDON W1R 0RB	RETAIL 1,000 - 2,500 sq ft	28/06/2004	MR ANDREW SMITH Tel:020 7409 0899 Fax:020 7629 8022
FRATELLI DELI CAFE LTD CAFE/RESTAURANT/BAR	DAVID MENZIES ASSOCIATES (Agent) 6-8 MADDOX STREET	RETAIL 1,000 - 2,000 sq ft	25/05/2004	Mr WARREN DOMB Tel:020 7491 7777 Fax:020 7493 3135

LONDON W1R 9PN				
HELP THE AGED CHARITY SHOPS	STILES HAROLD WILLIAMS LTD (Agent) 9 CASTLE SQUARE BRIGHTON BN1 1DZ	RETAIL 500 - 1,000 sq ft	16/06/2004	MR ANDY MORRISH Tel:01273 231213 Fax:01273 302436
HOBBYCRAFT SUPERSTORES LTD HOBBIES/ARTISTS MATERIALS	7 ENTERPRISE WAY HURN BH23 6HB	RETAIL 8,000 - 10,000 sq ft	29/06/2004	Mr STEPHEN HARBRIDGE Tel:01202 596123
JD WETHERSPOON PLC PUBLIC HOUSES	VAN DE BERG & CO LTD (Agent) PARKVILLE HOUSE RED LYON PARADE MIDDLESEX HA5 3JD	RETAIL 3,500 sq ft	12/05/2004	MR RICHARD HARVEY Tel:020 8429 7000 Fax:020 8429 7001
LAURA ASHLEY HOLDINGS PLC CLOTHING HOUSEHOLD LINENS	SAPER HALL (Agent) 49 CLARENDON ROAD WATFORD WD1 1HP	RETAIL 3,000 - 5,000 sq ft	08/06/2004	Mr IAN HALL Tel:01923 205 281 Fax:01923 205 281
LAURA ASHLEY HOLDINGS PLC CLOTHING HOUSEHOLD LINENS	CWM (Agent) 16 OLD BOND STREET LONDON W1S 4PS	RETAIL 2,500 - 5,000 sq ft	24/02/2004	MR RICHARD WASSELL Tel:020 7255 7801 Fax:020 7493 5665
MAJESTIC WINE WAREHOUSES LTD OFF LICENCES/LIQUOR	RAPLEYS (Agent) GODWIN HOUSE GEORGE STREET HUNTINGDON PE29 3ND	RETAIL 2,000 - 5,000 sq ft	18/05/2004	MR MIKE PEARCE Tel:01480 457371 Fax:01480 433070
NICOLAS OFF LICENCES/LIQUOR CAFE/RESTAURANT/BA R	COLLIERS CRE (Agent) 9 MARYLEBONE LANE LONDON W1M 6HL	RETAIL 500 - 1,200 sq ft	29/06/2004	Mr MARK BENNETT Tel:020 7344 6658
SAKS HAIR (HOLDINGS) LTD HAIRDRESSERS/BEAUT ICIANS	THOMAS STEVENSON (Agent) 26 COLLEGE SQUARE STOKESLEY TS9 5DN	RETAIL 1,000 sq ft	28/05/2004	Mr PAUL STEVENSON Tel:01642 713303 Fax:01642 711177
WARWICK BODEN MEN'S WEAR	MORTLOCK SIMMONDS BROWN (Agent) 8 HANOVER STREET LONDON W1S 1PT	RETAIL 1,000 - 2,000 sq ft	19/02/2004	Mr STEVE BROWN Tel:020 7290 2636 Fax:020 7290 2637

FARNBOROUGH, RETAILER REQUIREMENTS

Company Name	Address	Requirement	Date	Contact
ALDI STORES LTD SUPERMARKETS	HOLLY LANE ATHERSTONE	RETAIL	12/02/2004	Mr RICHARD WILLIAMS Tel:01793 836 309
ALLIED CARPETS GROUP PLC CARPETS/FLOOR COVERING	WILKINSON WILLIAMS LTD (Agent) 20/22 QUEEN STREET LONDON W1X 7PJ	RETAIL 7,500 - 10,000 sq ft	16/06/2004	MR GRANT IMLAH Tel:020 7317 3770 Fax:020 7495 5432
ARGOS LTD VARIETY/DISCOUNT STORES	AVEBURY 489/499 AVEBURY BOULEVARD MILTON KEYNES	RETAIL 10,000 - 16,000 sq ft	12/02/2004	Mr ANDREW MANGER Tel:01908 600439
BAKERS OVEN LTD BAKERS	STEPHEN KANE & CO (Agent) 61 QUEEN ANNE STREET LONDON W1M 0HH	RETAIL 1,200 - 2,500 sq ft	22/03/2004	MR ROBIN BURN Tel:020 7224 0101 Fax:020 7224 0406
BASILICO FAST FOOD/TAKEAWAY OUTLETS	TOWNSENDS ESTATE AGENTS (Agent) CHERTSEY BOULEVARD BEAUMONT HOUSE HANWORTH LANE CHERTSEY	RETAIL 750 - 1,200 sq ft	08/06/2004	Mr JAY WARD Tel:01932 736556 Fax:01932 736597
BASILICO FAST FOOD/TAKEAWAY OUTLETS	EREIRA MENDOZA & CO (Agent) 25 QUEEN ANNE STREET LONDON W1M 9FB	RETAIL 750 - 1,200 sq ft	08/06/2004	MR ALEXANDER REUBEN Tel:020 7436 7090 Fax:020 7436 4200
BEST CELLARS PUBLIC HOUSES	MOORE HUNTER & PARTNERS (Agent) THE OLD BARREL STORE DRAYMANS LANE MARLOW SL7 2FF	RETAIL 3,000 sq ft	20/05/2004	Mr PETER HUNTER Tel:01628 891700 Fax:01628 891701
BON MARCHE LTD WOMEN'S WEAR	COLLIERS CRE (Agent) 9 MARYLEBONE LANE LONDON W1M 6HL	RETAIL 2,500 - 4,000 sq ft	08/06/2004	Ms CAROLINE WALLACE Tel:020 7344 6537 Fax:020 7409 3124
BRANTANO UK LTD SHOE SHOPS	BRANTANO UK LTD INTERLINK WAY WEST COALVILLE LE67 1LD	RETAIL 5,000 - 7,500 sq ft	20/02/2004	Ms SUE HARRISON Tel:01530 516150
COMPUTER SHOP LTD (THE)	GVA GRIMLEY (Agent)	RETAIL 1,300 sq ft	29/06/2004	Mr LAKIS PAVLOU Tel:020 7911 2222

COMPUTERS & SOFTWARE	10 STRATTON STREET LONDON W1J 8JR			Fax:020 7911 2560
DAVID LLOYD LEISURE LTD LEISURE/SPORTS	WHITBREAD GROUP PLC (Agent) WHITBREAD COURT PORZ AVENUE DUNSTABLE LU5 5XE	RETAIL	25/05/2004	The PROPERTY DEPARTMENT Tel:01582 888892 Fax:01582 888909
ESPORTA HEALTH & FITNESS CLUBS LEISURE/SPORTS	ESPORTA PLC (Agent) TRINITY COURT MOLLY MILLARS LANE WOKINGHAM RG40 2AG	RETAIL 30,000 - 100,000 sq ft	09/03/2004	Mr PAUL GUYER Tel:0118 912 3500 Fax:0118 912 3600
FARMFOODS LTD FOOD	PETER W MARTIN (Agent) THE OLD NOEL ARMS TOP ROAD RUTLAND LE15 9AX	RETAIL 5,000 - 7,000 sq ft	15/06/2004	MR PETER MARTIN Tel:01572 822787 Fax:01572 822785
FORMULA ONE AUTO CENTRES LTD VEHICULAR	CRIBB & ASSOCIATES (Agent) 57 BROOK STREET RAUNDS NN9 6LL	RETAIL 5,000 - 10,000 sq ft	10/05/2004	Mr A B JAMES Tel:01933 622611 Fax:01933 460836
HELP THE AGED CHARITY SHOPS	STILES HAROLD WILLIAMS LTD (Agent) 9 CASTLE SQUARE BRIGHTON BN1 1DZ	RETAIL 500 - 1,000 sq ft	16/06/2004	MR ANDY MORRISH Tel:01273 231213 Fax:01273 302436
HOBBYCRAFT SUPERSTORES LTD HOBBIES/ARTISTS MATERIALS	7 ENTERPRISE WAY HURN BH23 6HB	RETAIL 8,000 - 10,000 sq ft	29/06/2004	Mr STEPHEN HARBRIDGE Tel:01202 596123
JD WETHERSPOON PLC PUBLIC HOUSES	VAN DE BERG & CO LTD (Agent) PARKVILLE HOUSE RED LYON PARADE MIDDLESEX HA5 3JD	RETAIL 3,500 sq ft	12/05/2004	MR RICHARD HARVEY Tel:020 8429 7000 Fax:020 8429 7001
KFC (GB) LTD FAST FOOD/TAKEAWAY OUTLETS	BURNS PROPERTY CONSULTANTS (Agent) SALISBURY ROAD RINGWOOD BH24 3PB	RETAIL 2,550 - 2,900 sq ft	25/05/2004	Mr JONATHAN BURNS Tel:01425 489856
NATIONWIDE AUTOCENTRES LTD VEHICULAR	CRIBB & ASSOCIATES (Agent) 57 BROOK STREET RAUNDS NN9 6LL	RETAIL 2,500 - 5,000 sq ft	10/05/2004	Mr RON CRIBB Tel:01933 622611 Fax:01933 460836

PASTY PARLOUR FAST FOOD/TAKEAWAY OUTLETS	STRATTON CREBER COMMERCIAL (Agent) FARRER COURT 75 NORTH HILL PLYMOUTH PL4 8HB	RETAIL 700 - 1,000 sq ft	22/03/2004	MR ROBIN FALLE Tel:01752 670700 Fax:01752 221655
PETS AT HOME LTD PET SHOPS	ASHWELL ROGERS (Agent) 33 CORK STREET LONDON W1X 1HB	RETAIL 4,000 - 10,000 sq ft	18/06/2004	MR DAVID ENGLAND Tel:020 7734 6299 Fax:020 7734 6233
PHONES 4U LTD MOBILE PHONES	MORGAN WILLIAMS (Agent) 45 MADDOX STREET LONDON W1S 2PE	RETAIL 800 - 1,500 sq ft	25/05/2004	Mr BEN JACKSON Tel:020 7493 4455 Fax:020 7499 7643
RIGHT PRICE LTD IRONMONGERS/HARD WARE HOUSEHOLD ACCESSORIES	STILES HAROLD WILLIAMS LTD (Agent) 9 CASTLE SQUARE BRIGHTON BN1 1DZ	RETAIL 1,500 - 3,000 sq ft	16/06/2004	MR ANDY MORRISH Tel:01273 231213 Fax:01273 302436
ROBERT DYAS LTD IRONMONGERS/HARD WARE	BLAIR KIRKMAN (Agent) 12A ST GEORGE STREET LONDON W1R 0RB	RETAIL 2,000 - 3,000 sq ft	16/06/2004	MR JEREMY ELPHICK Tel:020 7409 0899 Fax:020 7629 8022
SCS FURNITURE FURNITURE	JOHNSON FELLOWS & CO (Agent) KING EDWARD HOUSE NEW STREET BIRMINGHAM B2 4QJ	RETAIL 10,000 sq ft	12/02/2004	Mr ANDREW HEANEY Tel:0121 634 9337 Fax:0121 643 6407
SFI GROUP PLC CAFE/RESTAURANT/BA R PUBLIC HOUSES	REID ROSE GREGORY (Agent) 17 WOODSTOCK STREET LONDON W1R 1HE	RETAIL 3,000 - 9,000 sq ft	23/03/2004	MR MALCOLM REID Tel:020 7493 4242 Fax:020 7493 3069
SHAW TRUST LTD (THE) CHARITY SHOPS	HAMILTON CHARTERED SURVEYORS (Agent) 22 GAY STREET BATH BA1 2PD	RETAIL 600 - 1,000 sq ft	28/04/2004	Mr STEVE MCMULLEN Tel:01225 471559 Fax:01225 452895
SHOE ZONE GROUP LTD SHOE SHOPS	RAMSDENS (Agent) 79 CAROLINE STREET BIRMINGHAM B3 1UP	RETAIL 1,000 - 2,500 sq ft	29/06/2004	Mr JOHN BEACH Tel:0121 236 9555 Fax:0121 236 9923

SIGNET GROUP PLC JEWELLERS/WATCH SELLERS	HUNTERS ROAD BIRMINGHAM	RETAIL 900 - 1,500 sq ft	20/04/2004	MR SIMON TAYLOR Tel:0121 697 7548
STAPLES (UK) LTD OFFICE EQUIPMENT/SUPPLIES FURNITURE	WESTFIELDS LONDON ROAD HIGH WYCOMBE HP11 1HA	RETAIL 10,000 - 17,500 sq ft	18/02/2004	Mr RICHARD SMALLEY Tel:01494 469260
SUBWAY FAST FOOD/TAKEAWAY OUTLETS	STILES HAROLD WILLIAMS LTD (Agent) 9 CASTLE SQUARE BRIGHTON BN1 1DZ	RETAIL 600 - 1,800 sq ft	16/06/2004	MR ANDY MORRISH Tel:01273 231213 Fax:01273 302436
SUPERDRUG STORES PLC CHEMISTS	MASON & PARTNERS (Agent) 6-8 MADDOX STREET LONDON W1R 9PN	RETAIL 1,500 - 6,000 sq ft	05/07/2004	Mr CHRIS MASON Tel:020 7009 1127 Fax:020 7495 2013
TJ HUGHES PLC DEPARTMENT STORES	HUGHES HOUSE LONDON ROAD LIVERPOOL L3 8JA	RETAIL 25,000 - 150,000 sq ft	21/05/2004	Mr RICHARD FOGGIN Tel:0151 207 8803
TK MAXX VARIETY/DISCOUNT STORES	MORGAN WILLIAMS (Agent) 45 MADDOX STREET LONDON W1S 2PE	RETAIL 20,000 - 30,000 sq ft	25/06/2004	MR GEOFFREY PHILLIPS Tel:020 7493 4455 Fax:020 7499 7643
TK MAXX VARIETY/DISCOUNT STORES	BRASIER HARRIS (Agent) 49 CLARENDON ROAD WATFORD WD1 1HP	RETAIL 15,000 - 30,000 sq ft	07/06/2004	Mr CLIVE GLENISTER Tel:01923 210810 Fax:01923 236605
TK MAXX VARIETY/DISCOUNT STORES	COLLIERS CRE (Agent) 9 MARYLEBONE LANE LONDON W1M 6HL	RETAIL 20,000 - 50,000 sq ft	31/03/2004	MR NEIL DAVIES Tel:020 7344 6598 Fax:020 7344 6931
TOYS 'R' US LTD GAMES & TOYS	LODGE FARM DISTRIBUTION CENTRE RICHARDSON WAY ANSTY CV2 2TA	RETAIL 33,500 sq ft	12/02/2004	Mr GRAHAM SMITH Tel:024 76 616006
TRAESKO FURNITURE	KING STURGE (Agent) 7 STRATFORD PLACE LONDON W1N 9AE	RETAIL 2,500 - 3,000 sq ft	12/02/2004	Mr PAUL FAULKNER Tel:020 7318 4314 Fax:020 7409 0469

VETS4PETS
SERVICE/SPECIALIST

PO BOX 11556
UN NAMED STREET
SOLIHULL
B93 8ZR

RETAIL
2,000 - 2,500 sq ft

30/04/2004

Mr JOHN BATES
Tel:01564 732 356

VIYELLA HOLDINGS
LTD
WOMEN'S WEAR

MORTLOCK SIMMONDS
BROWN
(Agent)

8 HANOVER STREET
LONDON
W1S 1PT

RETAIL
800 - 1,250 sq ft

14/06/2004

Mr GARETH STORER
Tel:020 7290 2636

WORKS PUBLISHERS
OUTLET (THE)
BOOKSELLERS

LAMBERT SMITH HAMPTON
(Agent)

35 NEWHALL STREET
BIRMINGHAM
B3 3PJ

RETAIL
1,500 - 2,500 sq ft

16/03/2004

Mr NICK ROUND
Tel:0121 237 2362
Fax:0121 233 1623

FARNHAM, RETAILER REQUIREMENTS

Company Name	Address	Requirement	Date	Contact
99P STORES VARIETY/DISCOUNT STORES	PROTEUS PROPERTY CONSULTANTS LTD (Agent) MYRTLE HOUSE HAMPTON COURT ROAD HAMPTON COURT KT8 9BY	RETAIL 4,000 - 6,000 sq ft	27/02/2004	MR STUART DONNELLY Tel:020 8943 1777 Fax:020 8943 3880
AGE CONCERN CHARITY SHOPS CHARITY	STEPHEN KANE & CO (Agent) 61 QUEEN ANNE STREET LONDON W1M 0HH	RETAIL 650 - 900 sq ft	22/06/2004	MR THOMAS NULTY Tel:020 7224 0101 Fax:020 7224 0406
ALDI STORES LTD SUPERMARKETS	HOLLY LANE ATHERSTONE	RETAIL	12/02/2004	Mr RICHARD WILLIAMS Tel:01793 836 309
ASK CENTRAL PLC CAFE/RESTAURANT/BA R	RSA CHARTERED SURVEYORS (Agent) 216 HAVERSTOCK HILL LONDON NW3 2AE	RETAIL 3,000 sq ft	12/05/2004	Mr RICHARD SIMMONDS Tel:020 7431 7131 Fax:020 7431 7931
B & Q PLC DIY/HARDWARE/GRDN CENTRES	1 HAMPSHIRE CORPORATE PARK EASTLEIGH	RETAIL 100,000 sq ft	03/03/2004	Mr IAIN SMALL Tel:023 8062 5301
BETWEEN THE LINES LTD GIFT SHOPS/FANCY GOODS NEWSAGENT/CARDS/S TATIONER	REID ROSE GREGORY (Agent) 17 WOODSTOCK STREET LONDON W1R 1HE	RETAIL 900 - 1,400 sq ft	23/03/2004	MR MALCOLM REID Tel:020 7493 4242 Fax:020 7493 3069
BETWEEN THE LINES LTD GIFT SHOPS/FANCY GOODS NEWSAGENT/CARDS/S TATIONER	CHASE & PARTNERS (Agent) 20 REGENT STREET LONDON SW1Y 4PH	RETAIL 900 - 1,300 sq ft	26/02/2004	Mr GREG WESTOVER Tel:020 7389 9467 Fax:020 7389 9456
BLOOMING MARVELLOUS LTD MATERNITY WEAR	ORME PRIME RETAIL LTD (Agent) 52 BROOKS MEWS LONDON W1Y 1LE	RETAIL 1,000 sq ft	28/05/2004	Miss EMMA NEWMAN Tel:020 7499 0440 Fax:020 7499 2255
BON MARCHE LTD WOMEN'S WEAR	COLLIERS CRE (Agent) 9 MARYLEBONE LANE LONDON W1M 6HL	RETAIL 2,500 - 4,000 sq ft	08/06/2004	Ms CAROLINE WALLACE Tel:020 7344 6537 Fax:020 7409 3124

BOOKENDS LTD BOOKSELLERS	TOD MILLER THOMAS (Agent) 17 LIVERPOOL GARDENS WORTHING BN11 1RY	RETAIL 1,000 - 1,800 sq ft	10/05/2004	Mr BOB MILLER Tel:01903 217887 Fax:01903 217886
BRANTANO UK LTD SHOE SHOPS	BRANTANO UK LTD INTERLINK WAY WEST COALVILLE LE67 1LD	RETAIL 5,000 - 7,500 sq ft	20/02/2004	Ms SUE HARRISON Tel:01530 516150
CAFFE NERO GROUP PLC CAFE/RESTAURANT/BA R	MACARTHUR REES WILSON (Agent) 14-15 TRIANGLE SOUTH BRISTOL BS8 1EY	RETAIL 800 - 1,500 sq ft	25/05/2004	Mr MARK WILSON Tel:0117 908 3350
CARD FACTORY NEWSAGENT/CARDS/S TATIONER	FAWLEY & BOOTH (Agent) 55 GREAT GEORGE STREET LEEDS LS1 3BN	RETAIL 1,000 - 1,400 sq ft	05/07/2004	Mr DAVID WATSON Tel:0113 234 7900 Fax:0113 245 1330
DAVID LLOYD LEISURE LTD LEISURE/SPORTS	WHITBREAD GROUP PLC (Agent) WHITBREAD COURT PORZ AVENUE DUNSTABLE LU5 5XE	RETAIL	25/05/2004	The PROPERTY DEPARTMENT Tel:01582 888892 Fax:01582 888909
EAST WOMEN'S WEAR	MICHAEL PEDDAR & COMPANY (Agent) 12 JOHN PRINCES STREET LONDON W1G 0NY	RETAIL 1,250 - 1,750 sq ft	25/06/2004	MR PETER HENSON Tel:020 7318 8409 Fax:020 7491 3314
ELVI WOMEN'S WEAR	STUART DONALD (Agent) 33 BROOK STREET LONDON W1K 4HG	RETAIL 1,500 sq ft	12/02/2004	Mr STUART DONALD Tel:020 7493 1122 Fax:020 7493 6644
FAMOUS MOE'S PIZZA LTD FAST FOOD/TAKEAWAY OUTLETS	GRAVES JENKINS (Agent) 26 MARLBOROUGH PLACE BRIGHTON BN1 1UB	RETAIL 850 - 1,000 sq ft	29/06/2004	Mr PHILIP GRAVES Tel:01273 701070 Fax:01273 709070
FAT FACE LTD SPORTS & LEISURE WEAR	MORTLOCK SIMMONDS BROWN (Agent) 8 HANOVER STREET LONDON W1S 1PT	RETAIL 1,500 sq ft	14/06/2004	Mr STEVE BROWN Tel:020 7290 2636 Fax:020 7290 2637
FRANKIE & BENNY'S	CB RICHARD ELLIS	RETAIL	28/04/2004	Mr GAVIN ROWLANDS

CAFE/RESTAURANT/BAR	(Agent) KINGSLEY HOUSE 1A WIMPOLE STREET LONDON W1M 7AA	3,500 - 4,400 sq ft	28/04/2004	Tel:020 7182 2000
GAME LTD COMPUTERS & SOFTWARE	LUNSON MITCHENALL (Agent) 33 CORK STREET LONDON W1X 1HB	RETAIL 1,000 - 2,000 sq ft	16/02/2004	MR ROBERT WINGRAVE Tel:020 7493 2632 Fax:020 7491 2344
GREGGS PLC BAKERS	STEPHEN KANE & CO (Agent) 61 QUEEN ANNE STREET LONDON W1M 0HH	RETAIL 800 - 1,800 sq ft	14/06/2004	MR ROBIN BURN Tel:020 7224 0101 Fax:020 7224 0406
HAWKSHEAD LTD SPORTS & LEISURE WEAR	RETAIL VARIATIONS PLC (Agent) WINDRUSH HOUSE WINDRUSH PARK ROAD WITNEY OX29 7DX	RETAIL 2,500 - 7,000 sq ft	21/05/2004	Mr SY GREIRSON Tel:01993 770500 Fax:01993 776490
HAWKSHEAD LTD SPORTS & LEISURE WEAR	STUART DONALD (Agent) 33 BROOK STREET LONDON W1K 4HG	RETAIL 1,500 - 4,000 sq ft	12/02/2004	Mr STUART DONALD Tel:020 7493 1122 Fax:020 7493 6644
HOBBYCRAFT SUPERSTORES LTD HOBBIES/ARTISTS MATERIALS	7 ENTERPRISE WAY HURN BH23 6HB	RETAIL 8,000 - 10,000 sq ft	29/06/2004	Mr STEPHEN HARBRIDGE Tel:01202 596123
JD WETHERSPOON PLC PUBLIC HOUSES	VAN DE BERG & CO LTD (Agent) PARKVILLE HOUSE RED LYON PARADE MIDDLESEX HA5 3JD	RETAIL 3,500 sq ft	12/05/2004	MR RICHARD HARVEY Tel:020 8429 7000 Fax:020 8429 7001
JULIAN GRAVES LTD HEALTH FOODS	ROB POWTER & CO (Agent) LANDREATH HOUSE THE AVENUE TWYFORD SO21 1NJ	RETAIL 400 - 1,000 sq ft	11/03/2004	Mr ROB POWTER Tel:01962 715989 Fax:01962 715676
KA INTERNATIONAL FURNITURE	HARMER RAY HOFFBRAND (Agent) 18 DERING STREET LONDON W1S 1AQ	RETAIL 500 - 1,000 sq ft	19/05/2004	Ms MELANDRA CURLEY Tel:020 7499 5399 Fax:020 7409 1004
KHAZANA TRADING LTD FURNITURE LIGHTING GIFT SHOPS/FANCY GOODS	ROBERT BEBINGTON & CO (Agent) 76 NEW BOND STREET LONDON W1Y 9DB	RETAIL 2,000 sq ft	18/02/2004	MR ROBERT BEBINGTON Tel:020 7493 5551 Fax:020 7493 5527

LAITHWAITES OFF LICENCES/LIQUOR	CUSHMAN & WAKEFIELD HEALEY & BAKER (Agent) 43-45 PORTMAN SQUARE LONDON W1H 0AB	RETAIL 2,500 - 5,000 sq ft	25/05/2004	Mr RICHARD WARD Tel:020 7152 5662 Fax:020 7152 5360
LAMINATE FLOORING DIRECT LTD CARPETS/FLOOR COVERING	STILES HAROLD WILLIAMS LTD (Agent) 9 CASTLE SQUARE BRIGHTON BN1 1DZ	RETAIL 1,500 - 3,500 sq ft	16/06/2004	MR ANDY MORRISH Tel:01273 231213 Fax:01273 302436
MAJESTIC WINE WAREHOUSES LTD OFF LICENCES/LIQUOR	RAPLEYS (Agent) GODWIN HOUSE GEORGE STREET HUNTINGDON PE29 3ND	RETAIL 2,000 - 5,000 sq ft	18/05/2004	MR MIKE PEARCE Tel:01480 457371 Fax:01480 433070
MATALAN RETAIL LTD CLOTHING HOUSEHOLD ACCESSORIES HOUSEHOLD LINENS	ANGERMANN GODDARD & LOYD (Agent) 26-28 MOUNT ROW LONDON W1K 3SQ	RETAIL 30,000 - 40,000 sq ft	22/03/2004	Mr DANIEL BERREVOETS Tel:020 7409 7303 Fax:020 7493 1029
MODA IN PELLE SHOE SHOPS	LAWSON HUBBARD LOWE (Agent) 9 PARK PLACE LEEDS LS1 2RU	RETAIL 300 - 1,200 sq ft	10/05/2004	Mr POWELL ROSE Tel:0113 243 4771 Fax:0113 242 0878
PAPA JOHNS PERFECT PIZZA CAFE/RESTAURANT/BA R FAST FOOD/TAKEAWAY OUTLETS	JOHNSON FELLOWS & CO (Agent) KING EDWARD HOUSE NEW STREET BIRMINGHAM B2 4QJ	RETAIL 800 - 2,500 sq ft	21/04/2004	Ms JENNIE HICKIN Tel:0121 634 2258 Fax:0121 643 6407
PHONES 4U LTD MOBILE PHONES	MORGAN WILLIAMS (Agent) 45 MADDOX STREET LONDON W1S 2PE	RETAIL 800 - 1,500 sq ft	25/05/2004	Mr BEN JACKSON Tel:020 7493 4455 Fax:020 7499 7643
PIZZA HUT (UK) LTD CAFE/RESTAURANT/BA R	BRIANT CHAMPION LONG LTD (Agent) 17/18 OLD BOND STREET LONDON W1X 4JJ	RETAIL	02/07/2004	MR MARK PHILLIPSON Tel:020 7647 6906 Fax:020 7734 1181
POWERPLAY DIRECT LTD VIDEO/HI- FI/AUDIOVISUAL	STILES HAROLD WILLIAMS LTD (Agent) 6 BABMAES STREET LONDON	RETAIL 1,000 - 3,000 sq ft	31/03/2004	Mr NIGEL EVANS Tel:020 7389 1504 Fax:020 7389 1529

	SW1Y 6HD				
PRICELESS SHOES LTD SHOE SHOPS	DALGLEISH & CO LTD (Agent) 80 NEW BOND STREET LONDON W1Y 9DB	RETAIL 1,500 - 2,000 sq ft	20/02/2004	Mr STEWART DEERING Tel:020 7663 5566 Fax:020 7663 5555	
SANTA FE UK LTD CAFE/RESTAURANT/BA R	MOORE HUNTER & PARTNERS (Agent) THE OLD BARREL STORE DRAYMANS LANE MARLOW SL7 2FF	RETAIL 3,000 - 6,000 sq ft	20/05/2004	Mr PETER HUNTER Tel:01628 891700 Fax:01628 891701	
SFI GROUP PLC CAFE/RESTAURANT/BA R PUBLIC HOUSES	REID ROSE GREGORY (Agent) 17 WOODSTOCK STREET LONDON W1R 1HE	RETAIL 3,000 - 9,000 sq ft	23/03/2004	MR MALCOLM REID Tel:020 7493 4242 Fax:020 7493 3069	
SHAW TRUST LTD (THE) CHARITY SHOPS	HAMILTON CHARTERED SURVEYORS (Agent) 22 GAY STREET BATH BA1 2PD	RETAIL 600 - 1,000 sq ft	28/04/2004	Mr STEVE MCMULLEN Tel:01225 471559 Fax:01225 452895	
SPECSAVERS OPTICAL SUPERSTORES LTD OPTICIANS	MELROSE HOUSE 42 DINGWALL ROAD CROYDON CR0 2NE	RETAIL 1,100 - 1,400 sq ft	21/04/2004	Mr CHARLES SPOONER Tel:020 8760 7416	
STAPLES (UK) LTD OFFICE EQUIPMENT/SUPPLIES FURNITURE	WESTFIELDS LONDON ROAD HIGH WYCOMBE HP11 1HA	RETAIL 10,000 - 17,500 sq ft	18/02/2004	Mr RICHARD SMALLEY Tel:01494 469260	
SUBWAY FAST FOOD/TAKEAWAY OUTLETS	STILES HAROLD WILLIAMS LTD (Agent) 9 CASTLE SQUARE BRIGHTON BN1 1DZ	RETAIL 600 - 1,800 sq ft	16/06/2004	MR ANDY MORRISH Tel:01273 231213 Fax:01273 302436	
TGI FRIDAY LTD CAFE/RESTAURANT/BA R	KING STURGE (Agent) CAPITOL HOUSE RUSSELL STREET LEEDS LS1 5SP	RETAIL 3,500 sq ft	28/06/2004	Mr ADAM MOBLEY Tel:0113 235 5245 Fax:0113 242 1404	
TILE DEPOT CARPETS/FLOOR COVERING	RUMSEY & PARTNERS (Agent) 22 GROSVENOR SQUARE LONDON W1K 6LF	RETAIL 3,000 - 10,000 sq ft	21/04/2004	Mr WILL STANILAND Tel:020 7499 6819 Fax:020 7493 2454	
TIME RESTAURANTS LTD	STILES HAROLD WILLIAMS LTD	RETAIL	16/06/2004	MR ANDY MORRISH	

LTD CAFE/RESTAURANT/BAR	LTD (Agent) 9 CASTLE SQUARE BRIGHTON BN1 1DZ	1,200 - 2,000 sq ft	16/06/2004	Tel:01273 231213 Fax:01273 302436
TK MAXX VARIETY/DISCOUNT STORES	KNIGHT FRANK (Agent) 20 HANOVER SQUARE LONDON W1S 1HZ	RETAIL 12,000 - 25,000 sq ft	16/04/2004	Mr FRANCIS ROBERTS Tel:020 7861 1181 Fax:020 7493 4114
TONI & GUY LTD HAIRDRESSERS/BEAUTICIANS	DAVID MENZIES ASSOCIATES (Agent) 6-8 MADDOX STREET LONDON W1R 9PN	RETAIL 800 - 1,200 sq ft	28/06/2004	Mr WARREN DOMB Tel:020 7491 7777 Fax:020 7493 3135
VETS4PETS SERVICE/SPECIALIST	PO BOX 11556 UN NAMED STREET SOLIHULL B93 8ZR	RETAIL 2,000 - 2,500 sq ft	30/04/2004	Mr JOHN BATES Tel:01564 732 356
VIYELLA HOLDINGS LTD WOMEN'S WEAR	MORTLOCK SIMMONDS BROWN (Agent) 8 HANOVER STREET LONDON W1S 1PT	RETAIL 800 - 1,250 sq ft	14/06/2004	Mr GARETH STORER Tel:020 7290 2636
WALLIS FASHION GROUP LTD WOMEN'S WEAR	REDCASTLE LTD (Agent) COLGRAVE HOUSE 70 BERNERS STREET LONDON W1P 3DD	RETAIL 1,800 - 2,000 sq ft	31/03/2004	Ms SUSAN SHAW Tel:020 7927 3767
WORKS PUBLISHERS OUTLET (THE) BOOKSELLERS	LAMBERT SMITH HAMPTON (Agent) 35 NEWHALL STREET BIRMINGHAM B3 3PJ	RETAIL 1,500 - 2,500 sq ft	16/03/2004	Mr NICK ROUND Tel:0121 237 2362 Fax:0121 233 1623

GUILDFORD, RETAILER REQUIREMENTS

Company Name	Address	Requirement	Date	Contact
99P STORES VARIETY/DISCOUNT STORES	PROTEUS PROPERTY CONSULTANTS LTD (Agent) MYRTLE HOUSE HAMPTON COURT ROAD HAMPTON COURT KT8 9BY	RETAIL 4,000 - 6,000 sq ft	27/02/2004	MR STUART DONNELLY Tel:020 8943 1777 Fax:020 8943 3880
AFTERSHOCK PLC SERVICE/SPECIALIST	IAN SCOTT INTERNATIONAL (Agent) 20 BERKELEY STREET LONDON W1X 5AE	RETAIL 850 - 1,250 sq ft	08/06/2004	MR ANDREW DONACHIE Tel:020 7493 9911 Fax:020 7409 3312
ALDI STORES LTD SUPERMARKETS	HOLLY LANE ATHERSTONE	RETAIL	12/02/2004	Mr RICHARD KITCHING Tel:01245 215009
ARGOS LTD VARIETY/DISCOUNT STORES	AVEBURY 489/499 AVEBURY BOULEVARD MILTON KEYNES	RETAIL 10,000 - 16,000 sq ft	12/02/2004	Mr ANDREW MANGER Tel:01908 600439
AS ADVENTURE SPORTS & LEISURE WEAR CAMPING EQUIPMENT	HARTNELL TAYLOR COOK (Agent) 12-13 CONDUIT STREET LONDON W1R 9TG	RETAIL 7,500 - 15,000 sq ft	23/04/2004	MR NEIL PERRIN Tel:020 7491 7323 Fax:020 7491 3032
AUNTIE ANNE'S SOFT PRETZELS FAST FOOD/TAKEAWAY OUTLETS	KITCHEN LA FRENAIS MORGAN (Agent) 1 TENTERDEN STREET LONDON W1S 1TA	RETAIL 100 - 600 sq ft	08/06/2004	Mr ANDREW REED Tel:020 7317 3703 Fax:020 7317 3701
B & Q PLC DIY/HARDWARE/GRDN CENTRES	1 HAMPSHIRE CORPORATE PARK EASTLEIGH	RETAIL 100,000 sq ft	03/03/2004	Mr IAIN SMALL Tel:023 8062 5301
BARNARDO'S BOOKSELLERS FURNITURE CHARITY SHOPS	BARNADO HOUSE 1 TANNERS LANE ILFORD IG6 1QG	RETAIL 500 - 1,500 sq ft	19/04/2004	Mr CLIFF GREGORY Tel:020 8498 7346
BEAVERBROOKS THE JEWELLERS LTD JEWELLERS/WATCH SELLERS	KENNEY MOORE (Agent) 5 YORK STREET CHESTER CH1 3LR	RETAIL 1,000 - 1,300 sq ft	05/03/2004	Mr HOWARD MOORE Tel:01244 345600 Fax:01244 340404
BEST CELLARS PUBLIC HOUSES	MOORE HUNTER & PARTNERS (Agent) THE OLD BARREL STORE	RETAIL 3,000 sq ft	20/05/2004	Mr PETER HUNTER Tel:01628 891700 Fax:01628 891701

	DRAYMANS LANE MARLOW SL7 2FF			
BIERODROME CAFE/RESTAURANT/ BAR	MARKS COMMERCIAL PROPERTY CONSULTANTS (Agent) 24 CURZON STREET LONDON W1Y 7AE	RETAIL 2,500 - 5,500 sq ft	20/05/2004	Mr NICHOLAS MARKS Tel:020 7499 8767 Fax:020 7355 2555
BIG FOOD GROUP PLC (THE) FOOD GREENGROCERS/ FRUIT TERERS SUPERMARKETS FREEZER CENTRES	MASON OWEN & PARTNERS (Agent) 46 JAMES STREET LONDON W1M 5HN	RETAIL 3,000 - 8,000 sq ft	25/06/2004	Mr STEPHEN WRATHER Tel:020 7224 4141 Fax:020 7224 4121
BISTRO JE T'AIME CAFE/RESTAURANT/ BAR	INTRINSIC (Agent) 30 BROOK STREET LONDON W1K 5DH	RETAIL 1,400 - 2,600 sq ft	12/02/2004	Mr SIMON KELLY Tel:020 7629 5658 Fax:020 7491 4593
BOARDSPORTS LTD SPORTS & LEISURE WEAR	OUTDOOR GROUP LTD (THE) (Agent) MANSARD CLOSE NORTHAMPTON NN5 5DL	RETAIL 1,500 - 2,000 sq ft	11/03/2004	Mr STEPHEN ROUGHT- WHITTA Tel:01604 441111 Fax:01604 441164
BRANTANO UK LTD SHOE SHOPS	BRANTANO UK LTD INTERLINK WAY WEST COALVILLE LE67 1LD	RETAIL 5,000 - 7,500 sq ft	20/02/2004	Ms SUE HARRISON Tel:01530 516150
C & H FABRICS LTD DRESS & FURNISHING FABRICS	ASHWELL ROGERS (Agent) 33 CORK STREET LONDON W1X 1HB	RETAIL 8,000 - 12,000 sq ft	08/06/2004	MR DAVID ENGLAND Tel:020 7734 6299 Fax:020 7734 6233
CAFFE ITALIA (UK) LTD CAFE/RESTAURANT/ BAR	KELION SWORN (Agent) 9 LITTLE PORTLAND STREET LONDON W1N 5DF	RETAIL 1,500 - 2,500 sq ft	21/04/2004	MR MICHAEL KELION Tel:020 7436 4316 Fax:020 7436 7007
CARD FACTORY NEWSAGENT/CARDS/ STATIONER	FAWLEY & BOOTH (Agent) 55 GREAT GEORGE STREET LEEDS LS1 3BN	RETAIL 1,000 - 1,400 sq ft	05/07/2004	Mr DAVID WATSON Tel:0113 234 7900 Fax:0113 245 1330
CHILDSPLAY DAY NURSERY LTD SERVICE/SPECIALIST	INTRINSIC (Agent)	RETAIL 10,000 - 15,000 sq ft	12/02/2004	Mr SIMON KELLY Tel:020 7629 5658 Fax:020 7491 4593

	30 BROOK STREET LONDON W1K 5DH				
COSTA LTD CAFE/RESTAURANT/ BAR	BRIANT CHAMPION LONG LTD (Agent) NUFFIELD HOUSE 41-46 PICCADILLY LONDON W1V 9AJ	RETAIL 750 - 2,000 sq ft	25/05/2004	Mr DAN SIMMS Tel:020 7434 7106 Fax:020 7287 6366	
EAT CAFE/RESTAURANT/ BAR FAST FOOD/TAKEAWAY OUTLETS	DONALDSONS (Agent) 48 WARWICK STREET LONDON W1R 5FE	RETAIL 650 - 2,000 sq ft	28/04/2004	Mr WARD GRIFFITHS Tel:020 7534 5000 Fax:020 7434 0045	
EDINBURGH WOOLLEN MILL LTD KNITWEAR	EDINBURGH WOOLLEN MILL LTD WAVERLEY MILLS LANGHOLM DG13 0EB	RETAIL 2,000 sq ft	21/04/2004	Mr MICHAEL TIFFEN Tel:013873 82829	
EGO SHEGO SHOES SHOE SHOPS	HAMMOND PHILLIPS (Agent) 5A PORTMAN SQUARE LONDON W1H 0BU	RETAIL 700 - 1,200 sq ft	24/06/2004	Mr MOSTAFA SBITRI Tel:020 7309 3689 Fax:020 7935 6632	
ELLE WOMEN'S WEAR	DTZ DEBENHAM TIE LEUNG (Agent) 1 CURZON STREET LONDON W1Y 7FN	RETAIL 1,500 - 2,500 sq ft	27/05/2004	Mr MATTHEW CASSELL Tel:020 7408 1161 Fax:020 7643 6000	
ELVI WOMEN'S WEAR	STUART DONALD (Agent) 33 BROOK STREET LONDON W1K 4HG	RETAIL 1,500 sq ft	12/02/2004	Mr STUART DONALD Tel:020 7493 1122 Fax:020 7493 6644	
ENDSLEIGH INSURANCE SERVICES LTD INSURANCE BROKERS	EDWARDS HARDWICK & PARTNERS (Agent) CLIFTON HEIGHTS TRIANGLE WEST CLIFTON BS8 1EJ	RETAIL 1,000 - 1,500 sq ft	21/04/2004	MR STUART WILLIAMS Tel:0117 9221222 Fax:0117 9225722	
FAITH FOOTWEAR (HOLDINGS) LTD SHOE SHOPS	BLAIR KIRKMAN (Agent) 12A ST GEORGE STREET LONDON W1R 0RB	RETAIL 1,000 - 1,200 sq ft	16/06/2004	MR NICK SYMONS Tel:020 7409 0899 Fax:020 7629 8022	
FARMFOODS LTD FOOD	PETER W MARTIN (Agent) THE OLD NOEL ARMS TOP ROAD	RETAIL 5,000 - 7,000 sq ft	15/06/2004	MR PETER MARTIN Tel:01572 822787 Fax:01572 822785	

	RUTLAND LE15 9AX				
FEET INC SHOE SHOPS	CHURSTON HEARD & CO LTD (Agent) 7 HANOVER SQUARE LONDON W1S 1HQ	RETAIL 1,000 - 1,500 sq ft	11/03/2004	Mr TOM EDSON Tel:020 7318 7817 Fax:020 7495 1339	
FOPP RECORDS LTD RECORDS/TAPES/CDS/ VIDEOS	CHASE & PARTNERS (Agent) 20 REGENT STREET LONDON SW1Y 4PH	RETAIL 3,000 - 5,000 sq ft	05/07/2004	Mr KEITH NELSON Tel:020 7389 9494 Fax:020 7389 9456	
FORMULA ONE AUTO CENTRES LTD VEHICULAR	CRIBB & ASSOCIATES (Agent) 57 BROOK STREET RAUNDS NN9 6LL	RETAIL 5,000 - 10,000 sq ft	10/05/2004	Mr A B JAMES Tel:01933 622611 Fax:01933 460836	
FRANKIE & BENNY'S CAFE/RESTAURANT/ BAR	CB RICHARD ELLIS (Agent) KINGSLEY HOUSE 1A WIMPOLE STREET LONDON W1M 7AA	RETAIL 3,500 - 4,400 sq ft	28/04/2004	Mr GAVIN ROWLANDS Tel:020 7182 2000	
GAMESTATION LTD COMPUTERS & SOFTWARE GAMES & TOYS	EDWARDS HARDWICK & PARTNERS (Agent) CLIFTON HEIGHTS TRIANGLE WEST CLIFTON BS8 1EJ	RETAIL 700 - 1,200 sq ft	25/06/2004	MR STUART WILLIAMS Tel:0117 9221222 Fax:0117 9225722	
GAMLEYS LTD GAMES & TOYS	STILES HAROLD WILLIAMS LTD (Agent) 9 CASTLE SQUARE BRIGHTON BN1 1DZ	RETAIL 2,500 - 5,000 sq ft	16/06/2004	MR ANDY MORRISH Tel:01273 231213 Fax:01273 302436	
HARGREAVES (SPORTS) LTD SPORTS SHOPS	KITCHEN LA FRENAIS MORGAN (Agent) 19/20 GROSVENOR STREET LONDON W1K 4QH	RETAIL 2,000 sq ft	25/06/2004	MR IAN KITCHEN Tel:020 7317 3707 Fax:020 7499 2476	
HARRIETS CAFE/RESTAURANT/ BAR CONFECTIONERS/TOB ACCONISTS	STEPHEN SMART & CO (Agent) 11 ARGYLL STREET LONDON W1V 1AB	RETAIL 2,000 - 4,000 sq ft	08/06/2004	Mr IAN RUSBRIDGE Tel:020 7434 3353 Fax:020 7494 0191	
JIGSAW CLOTHING	ORME PRIME RETAIL LTD (Agent)	RETAIL 1,200 sq ft	28/05/2004	Miss EMMA NEWMAN Tel:020 7499 0440 Fax:020 7499 2255	

	52 BROOKS MEWS LONDON W1Y 1LE			
KFC (GB) LTD FAST FOOD/TAKEAWAY OUTLETS	DALGLEISH & CO LTD (Agent) 80 NEW BOND STREET LONDON W1Y 9DB	RETAIL 1,750 - 5,000 sq ft	25/05/2004	Mr DAN CLARKE Tel:020 7663 5555 Fax:020 7491 0098
KFC (GB) LTD FAST FOOD/TAKEAWAY OUTLETS	BURNS PROPERTY CONSULTANTS (Agent) SALISBURY ROAD RINGWOOD BH24 3PB	RETAIL 2,550 - 2,900 sq ft	25/05/2004	Mr JONATHAN BURNS Tel:01425 489856
KHAZANA TRADING LTD FURNITURE LIGHTING GIFT SHOPS/FANCY GOODS	ROBERT BEBINGTON & CO (Agent) 76 NEW BOND STREET LONDON W1Y 9DB	RETAIL 2,000 sq ft	18/02/2004	MR ROBERT BEBINGTON Tel:020 7493 5551 Fax:020 7493 5527
KIDS INC SERVICE/SPECIALIST	CHASE & PARTNERS (Agent) 20 REGENT STREET LONDON SW1Y 4PH	RETAIL 10,000 sq ft	16/06/2004	Mr ANGUS MACLEAN Tel:020 7389 9469
KLICK PHOTOPOINT LTD PHOTO PROCESSING/PRINTIN G	TUSHINGHAM MOORE (Agent) ACRESFIELD 8 EXCHANGE STREET MANCHESTER M2 7HA	RETAIL 500 - 800 sq ft	05/02/2004	Mr JONATHAN NETLEY Tel:0161 833 1197 Fax:0161 833 1630
KNICKERBOX LTD HOSIERY/LINGERIE	DAVID MENZIES ASSOCIATES (Agent) 6-8 MADDOX STREET LONDON W1R 9PN	RETAIL 650 sq ft	25/05/2004	Mr WARREN DOMB Tel:020 7491 7777 Fax:020 7493 3135
KRISP CLOTHING CO LTD WOMEN'S WEAR	SIMPSON WILKS (Agent) 2-4 MADDOX STREET LONDON W1R 9PN	RETAIL 1,000 - 1,500 sq ft	21/04/2004	Mr TOBY WILKS Tel:020 7495 1227 Fax:020 7495 1226
L'OCCITANE LTD COSMETICS/TOILETRIE S PERFUMERY	CWM (Agent) 16 OLD BOND STREET LONDON W1S 4PS	RETAIL 300 - 800 sq ft	24/02/2004	Ms OLIVIA JACKSON Tel:020 7493 5655 Fax:020 7493 5665
LA TASCA RESTAURANTS LTD CAFE/RESTAURANT/BA R	BRADY (Agent) ALLIANCE HOUSE 30 CROSS STREET	RETAIL 2,500 - 4,500 sq ft	16/06/2004	MR JOHN BRADY Tel:0161 839 1213 Fax:0161 839 1046

		MANCHESTER M2 7AQ			
LILLYWHITES LTD SPORTS SHOPS	CWM (Agent) 16 OLD BOND STREET LONDON W1S 4PS	RETAIL 2,500 - 20,000 sq ft	24/02/2004	MR RICHARD WASSELL Tel:020 7255 7801 Fax:020 7493 5665	
LINENS DIRECT LTD HOUSEHOLD LINENS	BRASIER HARRIS (Agent) 49 CLARENDON ROAD WATFORD WD1 1HP	RETAIL 2,400 - 4,000 sq ft	17/02/2004	Mr RUSSELL JERRARD Tel:01923 205513 Fax:01923 236605	
LITTLE LABELS CHILDREN'S/SCHOOL WEAR	DAVID MENZIES ASSOCIATES (Agent) 6-8 MADDOX STREET LONDON W1R 9PN	RETAIL 1,000 sq ft	25/05/2004	Mr WARREN DOMB Tel:020 7491 7777 Fax:020 7493 3135	
LOMBOK FURNITURE	BRIANT CHAMPION LONG LTD (Agent) NUFFIELD HOUSE 41-46 PICCADILLY LONDON W1V 9AJ	RETAIL 2,000 - 3,000 sq ft	17/06/2004	Mr PAUL SOUBER Tel:020 7434 7102 Fax:020 7287 6366	
LOMO CAFE/RESTAURANT/BA R	MARKS COMMERCIAL PROPERTY CONSULTANTS (Agent) 24 CURZON STREET LONDON W1Y 7AE	RETAIL 2,000 - 4,000 sq ft	20/05/2004	Mr NICHOLAS MARKS Tel:020 7499 8767 Fax:020 7355 2555	
MAPLIN ELECTRONICS LTD ELECTRICAL/DURABLE GOODS	ROBERT BEBINGTON & CO (Agent) 76 NEW BOND STREET LONDON W1Y 9DB	RETAIL 1,800 - 2,500 sq ft	09/03/2004	MR BOB CHESHIRE Tel:020 7493 5551 Fax:020 7493 5527	
MENKIND STORES LTD GIFT SHOPS/FANCY GOODS	ANGERMANN GODDARD & LOYD (Agent) 26-28 MOUNT ROW LONDON W1K 3SQ	RETAIL 1,000 - 1,800 sq ft	26/02/2004	Mr MARK TALBOT Tel:020 7465 5125 Fax:020 7493 1029	
MOOD CAFE/RESTAURANT/BA R	BRADY (Agent) ALLIANCE HOUSE 30 CROSS STREET MANCHESTER M2 7AQ	RETAIL 8,000 - 15,000 sq ft	10/05/2004	MR JOHN BRADY Tel:0161 839 1213 Fax:0161 839 1046	
MURPHY & NYE SAILWEAR SPORTS & LEISURE	SISIM (UK) LTD (Agent)	RETAIL 1,400 - 3,200 sq ft	12/02/2004	Mr MARTIN BLOOM Tel:0117 930 4536 Fax:0117 925 1809	

WEAR SPORTS SHOPS	16 ORCHARD STREET BRISTOL BS1 5DX			
NANDO'S CHICKENLAND LTD CAFE/RESTAURANT/BA R	PAUL BENJAMIN ASSOCIATES (Agent) 137 BRENT STREET LONDON NW4 4DJ	RETAIL 2,500 - 3,500 sq ft	18/02/2004	Mr PAUL BENJAMIN Tel:020 8457 2777 Fax:020 8457 2778
NEW HEIGHTS FURNITURE FURNITURE	CAPITAL RETAIL (Agent) 30 ST GEORGE STREET LONDON W1R 9FA	RETAIL 4,000 - 12,000 sq ft	29/06/2004	Mr RYAN KENNEDY Tel:020 7499 3162 Fax:020 7408 1351
O'BRIENS IRISH SANDWICH BARS (UK) LTD FAST FOOD/TAKEAWAY OUTLETS	11 BOND STREET LEEDS LS1 2JZ	RETAIL 200 - 1,400 sq ft	21/04/2004	Mr PETER ATKINSON Tel:0113 247 0444
O2 MOBILE PHONES	CAPITAL RETAIL (Agent) 30 ST GEORGE STREET LONDON W1R 9FA	RETAIL 1,000 sq ft	17/06/2004	Mr RICHARD CRISS Tel:020 7499 3162 Fax:020 7408 1351
OFFICERS CLUB LTD (THE) MEN'S WEAR	GLEN-DAVISON ANGUS (Agent) SAVILLE CHAMBERS 5 NORTH STREET NEWCASTLE UPON TYNE NE1 8DF	RETAIL 2,500 - 3,000 sq ft	18/05/2004	Mr MARTIN GLEN- DAVISON Tel:0191 261 1666 Fax:0191 261 0666
OLIVER BONAS GIFT SHOPS/FANCY GOODS	BRIANT CHAMPION LONG LTD (Agent) NUFFIELD HOUSE 41-46 PICCADILLY LONDON W1V 9AJ	RETAIL 500 - 1,250 sq ft	17/06/2004	Mr PAUL SOUBER Tel:020 7434 7102 Fax:020 7287 6366
OUTDOORS LTD CAMPING EQUIPMENT SPORTS & LEISURE WEAR	DAVID MENZIES ASSOCIATES (Agent) 6-8 MADDOX STREET LONDON W1R 9PN	RETAIL 1,500 - 2,500 sq ft	17/06/2004	Mr MITCHELL DAVIDSON Tel:020 7491 7777 Fax:020 7493 3135
PASTY PARLOUR FAST FOOD/TAKEAWAY OUTLETS	STRATTON CREBER COMMERCIAL (Agent) FARRER COURT 75 NORTH HILL PLYMOUTH PL4 8HB	RETAIL 700 - 1,000 sq ft	22/03/2004	MR ROBIN FALLE Tel:01752 670700 Fax:01752 221655
PASTY PRESTO LTD CAFE/RESTAURANT/BA R	CAPITAL RETAIL (Agent) 30 ST GEORGE STREET	RETAIL 300 - 2,500 sq ft	17/06/2004	Mr RICHARD CRISS Tel:020 7499 3162 Fax:020 7408 1351

	LONDON W1R 9FA				
PIZZA HUT (UK) LTD CAFE/RESTAURANT/ BAR	BRIANT CHAMPION LONG LTD (Agent) 17/18 OLD BOND STREET LONDON W1X 4JJ	RETAIL	02/07/2004	MR MARK PHILLIPSON Tel:020 7647 6906 Fax:020 7734 1181	
PROFESSIONAL COOKWARE COMPANY (THE) HOMEWARE KITCHENS	HARPER DENNIS HOBBS (Agent) 15-16 NEW BURLINGTON STREET LONDON W1X 1FF	RETAIL 750 - 1,500 sq ft	11/03/2004	Mr DAVID HARPER Tel:020 7025 6900 Fax:020 7493 4254	
QUIKSILVER SPORTS SHOPS	STEPHEN KANE & CO (Agent) 61 QUEEN ANNE STREET LONDON W1M 0HH	RETAIL 2,000 - 4,000 sq ft	25/06/2004	Mr SEBASTIAN HOWARD Tel:020 7224 0101 Fax:020 7224 0406	
REGENT INNS PLC PUBLIC HOUSES	INTRINSIC (Agent) 30 BROOK STREET LONDON W1K 5DH	RETAIL 6,000 - 16,000 sq ft	12/02/2004	Mr SIMON KELLY Tel:020 7629 5658 Fax:020 7491 4593	
REISS LTD MEN'S WEAR WOMEN'S WEAR	MICHAEL PEDDAR & COMPANY (Agent) 12 JOHN PRINCES STREET LONDON W1G 0NY	RETAIL 4,000 sq ft	21/04/2004	MR MICHAEL PEDDAR Tel:020 7629 3004 Fax:020 7491 3314	
REPUBLIC MEN'S WEAR WOMEN'S WEAR	KENNEY MOORE (Agent) 5 YORK STREET CHESTER CH1 3LR	RETAIL 2,000 - 3,000 sq ft	05/03/2004	Mr HOWARD MOORE Tel:01244 345600 Fax:01244 340404	
ROOSTERS CHICKEN LTD CAFE/RESTAURANT/ BAR FAST FOOD/TAKEAWAY OUTLETS	GOUGH COMMERCIAL CHARTERED SURVEYORS (Agent) 1 THREE KINGS YARD LONDON W1K 4JT	RETAIL 350 - 1,000 sq ft	22/03/2004	Mr DAVID GOUGH Tel:020 7409 1400 Fax:020 7409 1188	
SANTA FE UK LTD CAFE/RESTAURANT/ BAR	MOORE HUNTER & PARTNERS (Agent) THE OLD BARREL STORE DRAYMANS LANE MARLOW SL7 2FF	RETAIL 3,000 - 6,000 sq ft	20/05/2004	Mr PETER HUNTER Tel:01628 891700 Fax:01628 891701	
SCHUH LTD SHOE SHOPS	1 NEILSON SQUARE LIVINGSTON	RETAIL 3,500 - 6,000 sq ft	10/05/2004	Ms L MILLER Tel:01506 460250	

		EH54 8RQ			
SCOPE CHARITY SHOPS	CHESTERTON (Agent) MINERVA HOUSE EAST PARADE LEEDS LS1 5PS	RETAIL 750 - 5,000 sq ft	12/02/2004	Mr MICHAEL POWELL Tel:0113 242 0044 Fax:0113 244 9902	
SFI GROUP PLC CAFE/RESTAURANT/BAR PUBLIC HOUSES	REID ROSE GREGORY (Agent) 17 WOODSTOCK STREET LONDON W1R 1HE	RETAIL 3,000 - 9,000 sq ft	23/03/2004	MR MALCOLM REID Tel:020 7493 4242 Fax:020 7493 3069	
SOFA SOFA FURNITURE	GERALD EVE (Agent) 7 VERE STREET LONDON W1G 0JB	RETAIL 10,000 - 15,000 sq ft	17/03/2004	Mr MARK HILLIER Tel:020 7333 6205 Fax:020 7491 1825	
SOFTWIDE LTD COMPUTERS & SOFTWARE	MICHAEL PEDDAR & COMPANY (Agent) 12 JOHN PRINCES STREET LONDON W1G 0NY	RETAIL 200 - 900 sq ft	19/04/2004	MR JAMES EBEL Tel:020 7629 3004 Fax:020 7491 3314	
SUBWAY FAST FOOD/TAKEAWAY OUTLETS	STILES HAROLD WILLIAMS LTD (Agent) 9 CASTLE SQUARE BRIGHTON BN1 1DZ	RETAIL 600 - 1,800 sq ft	16/06/2004	MR ANDY MORRISH Tel:01273 231213 Fax:01273 302436	
SUBWAY FAST FOOD/TAKEAWAY OUTLETS	GERALD EVE (Agent) 7 VERE STREET LONDON W1G 0JB	RETAIL 500 - 1,500 sq ft	30/03/2004	Mr JULIAN WELCH Tel:020 7493 3338 Fax:020 7333 6404	
SUPERDRUG STORES PLC CHEMISTS	MASON & PARTNERS (Agent) 6-8 MADDOX STREET LONDON W1R 9PN	RETAIL 1,500 - 6,000 sq ft	05/07/2004	Mr CHRIS MASON Tel:020 7009 1127 Fax:020 7495 2013	
SUSSEX BED CENTRES HOUSEHOLD ACCESSORIES HOUSEHOLD LINENS	STILES HAROLD WILLIAMS LTD (Agent) 9 CASTLE SQUARE BRIGHTON BN1 1DZ	RETAIL 5,000 - 10,000 sq ft	16/06/2004	MR ANDY MORRISH Tel:01273 231213 Fax:01273 302436	
SWEATY BETTY SPORTS & LEISURE WEAR WOMEN'S WEAR	BRIANT CHAMPION LONG LTD (Agent) NUFFIELD HOUSE 41-46 PICCADILLY	RETAIL 500 - 1,000 sq ft	25/06/2004	Mr PAUL SOUBER Tel:020 7434 7102 Fax:020 7287 6366	

	LONDON W1V 9AJ				
TILES R US LTD CARPETS/FLOOR COVERING	MACARTHUR REES WILSON (Agent) 14-15 TRIANGLE SOUTH BRISTOL BS8 1EY	RETAIL 5,000 - 7,500 sq ft	28/05/2004	Mr RICHARD MACARTHUR Tel:0117 908 3350 Fax:0117 907 4303	
TJ HUGHES PLC DEPARTMENT STORES	HUGHES HOUSE LONDON ROAD LIVERPOOL L3 8JA	RETAIL 25,000 - 150,000 sq ft	21/05/2004	Mr RICHARD FOGGIN Tel:0151 207 8803	
TK MAXX VARIETY/DISCOUNT STORES	MORGAN WILLIAMS (Agent) 45 MADDOX STREET LONDON W1S 2PE	RETAIL 20,000 - 30,000 sq ft	25/06/2004	MR GEOFFREY PHILLIPS Tel:020 7493 4455 Fax:020 7499 7643	
TK MAXX VARIETY/DISCOUNT STORES	BRASIER HARRIS (Agent) 49 CLARENDON ROAD WATFORD WD1 1HP	RETAIL 15,000 - 30,000 sq ft	07/06/2004	Mr CLIVE GLENISTER Tel:01923 210810 Fax:01923 236605	
TK MAXX VARIETY/DISCOUNT STORES	KNIGHT FRANK (Agent) 20 HANOVER SQUARE LONDON W1S 1HZ	RETAIL 12,000 - 25,000 sq ft	16/04/2004	Mr FRANCIS ROBERTS Tel:020 7861 1181 Fax:020 7493 4114	
TK MAXX VARIETY/DISCOUNT STORES	COLLIERS CRE (Agent) 9 MARYLEBONE LANE LONDON W1M 6HL	RETAIL 20,000 - 50,000 sq ft	31/03/2004	MR NEIL DAVIES Tel:020 7344 6598 Fax:020 7344 6931	
TOPS PIZZA LTD CAFE/RESTAURANT/BA R	BRASIER HARRIS (Agent) VICTORIA HOUSE 49 CLARENDON ROAD WATFORD WD17 1HP	RETAIL 600 - 1,000 sq ft	30/03/2004	Mr MARK SEGAL Tel:01923 205515 Fax:01923 236605	
TOTALLY MOBILE MOBILE PHONES	MASON OWEN & PARTNERS (Agent) 46 JAMES STREET LONDON W1M 5HN	RETAIL 1,500 - 2,500 sq ft	27/02/2004	Mr STEPHEN WRATHER Tel:020 7224 4141 Fax:020 7224 4121	
TRAILFINDERS LTD TRAVEL AGENTS	LEWIS CRAIG (Agent) 66 GREAT CUMBERLAND PLACE LONDON W1H 8DU	RETAIL 800 - 1,500 sq ft	21/04/2004	MR RICHARD GROSSMAN Tel:020 7402 3333 Fax:020 7402 3060	

TRAVEL INN HOTELS	WHITBREAD GROUP PLC (Agent) OAKLEY HOUSE OAKLEY ROAD LUTON LU4 9QH	RETAIL	29/06/2004	Mr ROBERT RYAN Tel:01582 422022 Fax:01582 405680
TRAVEL INN HOTELS	WHITBREAD GROUP PLC (Agent) OAKLEY HOUSE OAKLEY ROAD LUTON LU4 9QH	RETAIL	29/06/2004	Mr ROBERT RYAN Tel:01582 422022 Fax:01582 405680
USC GROUP PLC MEN'S WEAR	COLIN WHITELAW CONSULTING (Agent) 75 BOTHWELL STREET GLASGOW G2 6TS	RETAIL 4,000 - 6,000 sq ft	09/06/2004	Mr COLIN WHITELAW Tel:0141 243 2418
VIRGIN ACTIVE LTD LEISURE/SPORTS	MASON & PARTNERS (Agent)	RETAIL 45,000 - 55,000 sq ft	23/04/2004	Mr MATHEW GREEN Tel:0151 225 0109 Fax:0151 225 0155
WALKABOUT INNS PUBLIC HOUSES	REGENT INNS PLC (Agent) TAYLOR WALKER HOUSE 77 MUSWELL HILL LONDON N10 3PJ	RETAIL 12,000 sq ft	26/04/2004	Mr CLIVE BUTLER Tel:020 8375 3045 Fax:020 8375 3040
WARWICK BODEN MEN'S WEAR	MORTLOCK SIMMONDS BROWN (Agent) 8 HANOVER STREET LONDON W1S 1PT	RETAIL 1,000 - 2,000 sq ft	19/02/2004	Mr STEVE BROWN Tel:020 7290 2636 Fax:020 7290 2637
WORKS PUBLISHERS OUTLET (THE) BOOKSELLERS	LAMBERT SMITH HAMPTON (Agent) 35 NEWHALL STREET BIRMINGHAM B3 3PJ	RETAIL 1,500 - 2,500 sq ft	16/03/2004	Mr NICK ROUND Tel:0121 237 2362 Fax:0121 233 1623
ZARA UK LTD CLOTHING	HARPER DENNIS HOBBS (Agent) 15-16 NEW BURLINGTON STREET LONDON W1X 1FF	RETAIL 10,700 - 16,150 sq ft	25/06/2004	Mr DAVID HARPER Tel:020 7025 6900 Fax:020 7493 4254
ZOOM THE LOOM LTD HOUSEHOLD ACCESSORIES	GORSLAR HEATH (Agent) 75 NEW BOND STREET LONDON W1S 1RU	RETAIL 1,200 - 10,000 sq ft	17/03/2004	MR ANTON P GORSLAR Tel:020 7499 6500 Fax:020 7495 0534

GUILDFORD, RETAILER REQUIREMENTS, (CONTINUED)

Company Name	Address	Requirement	Date	Contact
4 THE HOME LTD HOMEWARE	MASON & PARTNERS (Agent) 6-8 MADDOX STREET LONDON W1R 9PN	RETAIL 3,500 - 5,000 sq ft	17/05/2004	Mr CHRIS MASON Tel:020 7009 1127 Fax:020 7495 2013
99P STORES VARIETY/DISCOUNT STORES	PROTEUS PROPERTY CONSULTANTS LTD (Agent) MYRTLE HOUSE HAMPTON COURT ROAD HAMPTON COURT KT8 9BY	RETAIL 4,000 - 6,000 sq ft	27/02/2004	MR STUART DONNELLY Tel:020 8943 1777 Fax:020 8943 3880
AGE CONCERN CHARITY SHOPS CHARITY	STEPHEN KANE & CO (Agent) 61 QUEEN ANNE STREET LONDON W1M 0HH	RETAIL 650 - 900 sq ft	22/06/2004	MR THOMAS NULTY Tel:020 7224 0101 Fax:020 7224 0406
ANGELZ LTD CLOTHING	CHASE & PARTNERS (Agent) 20 REGENT STREET LONDON SW1Y 4PH	RETAIL 1,000 - 2,000 sq ft	26/02/2004	Mr GREG WESTOVER Tel:020 7389 9467 Fax:020 7389 9456
AS ADVENTURE SPORTS & LEISURE WEAR CAMPING EQUIPMENT	HARTNELL TAYLOR COOK (Agent) 12-13 CONDUIT STREET LONDON W1R 9TG	RETAIL 7,500 - 15,000 sq ft	23/04/2004	MR NEIL PERRIN Tel:020 7491 7323 Fax:020 7491 3032
ASK CENTRAL PLC CAFE/RESTAURANT/BA R	RSA CHARTERED SURVEYORS (Agent) 216 HAVERSTOCK HILL LONDON NW3 2AE	RETAIL 3,000 sq ft	12/05/2004	Mr RICHARD SIMMONDS Tel:020 7431 7131 Fax:020 7431 7931
ATLANTIC FASHIONS LTD WOMEN'S WEAR	STEPHEN MATTHEWS PROPERTY CONSULTANTS LTD (Agent) 38 SOUTH MOLTON STREET LONDON W1Y 1HA	RETAIL 2,000 - 7,000 sq ft	25/06/2004	Mr STEPHEN FIXMAN Tel:020 7529 5510 Fax:020 7629 5030
BAGEL NATION FAST FOOD/TAKEAWAY OUTLETS	JOHNSON FELLOWS & CO (Agent) KING EDWARD HOUSE NEW STREET BIRMINGHAM B2 4QJ	RETAIL 350 - 800 sq ft	16/02/2004	Mr CHRIS GASKELL Tel:0121 634 2222 Fax:0121 643 6407
BASILICO FAST FOOD/TAKEAWAY	TOWNSENDS ESTATE AGENTS	RETAIL 750 - 1,200 sq ft	08/06/2004	Mr JAY WARD Tel:01932 736556

OUTLETS	(Agent) CHERTSEY BOULEVARD BEAUMONT HOUSE HANWORTH LANE CHERTSEY			Fax:01932 736597
BASILICO FAST FOOD/TAKEAWAY OUTLETS	EREIRA MENDOZA & CO (Agent) 25 QUEEN ANNE STREET LONDON W1M 9FB	RETAIL 750 - 1,200 sq ft	08/06/2004	MR ALEXANDER REUBEN Tel:020 7436 7090 Fax:020 7436 4200
BEAVERBROOKS THE JEWELLERS LTD JEWELLERS/WATCH SELLERS	KENNEY MOORE (Agent) 5 YORK STREET CHESTER CH1 3LR	RETAIL 1,000 - 1,300 sq ft	05/03/2004	Mr HOWARD MOORE Tel:01244 345600 Fax:01244 340404
BENS COOKIES CAFE/RESTAURANT/BA R FAST FOOD/TAKEAWAY OUTLETS	SMITH PRICE (Agent) 299 OXFORD STREET LONDON W1C 2DZ	RETAIL 150 - 600 sq ft	13/05/2004	Mr MARK CHERRY Tel:020 7409 2100 Fax:020 7318 5757
BETWEEN THE LINES LTD GIFT SHOPS/FANCY GOODS NEWSAGENT/CARDS/S TATIONER	REID ROSE GREGORY (Agent) 17 WOODSTOCK STREET LONDON W1R 1HE	RETAIL 900 - 1,400 sq ft	23/03/2004	MR MALCOLM REID Tel:020 7493 4242 Fax:020 7493 3069
BIERODROME CAFE/RESTAURANT/BA R	MARKS COMMERCIAL PROPERTY CONSULTANTS (Agent) 24 CURZON STREET LONDON W1Y 7AE	RETAIL 2,500 - 5,500 sq ft	20/05/2004	Mr NICHOLAS MARKS Tel:020 7499 8767 Fax:020 7355 2555
BIG FOOD GROUP PLC (THE) FOOD GREENGROCERS/FRUI TERERS SUPERMARKETS FREEZER CENTRES	MASON OWEN & PARTNERS (Agent) 46 JAMES STREET LONDON W1M 5HN	RETAIL 3,000 - 8,000 sq ft	25/06/2004	Mr STEPHEN WRATHER Tel:020 7224 4141 Fax:020 7224 4121
BO CONCEPT FURNITURE	HAMMOND PHILLIPS (Agent) 5A PORTMAN SQUARE LONDON W1H 0BU	RETAIL 8,000 - 14,000 sq ft	24/06/2004	MR JOHN LANE Tel:020 7309 2375 Fax:020 7935 6632
BOMBAY BICYCLE CLUB FAST FOOD/TAKEAWAY OUTLETS	DAVIS COFFER LYONS (Agent) 52 PORTLAND PLACE LONDON W1B 1NN	RETAIL 1,500 - 2,000 sq ft	28/06/2004	Mr ROB LUCY Tel:020 7299 0757 Fax:020 7299 0755
BOMBAY BICYCLE CLUB	DAVIS COFFER LYONS	RETAIL	28/06/2004	Mr ROB LUCY

CLUB FAST FOOD/TAKEAWAY OUTLETS	(Agent) 52 PORTLAND PLACE LONDON W1B 1NN	600 - 800 sq ft	28/06/2004	Tel:020 7299 0757 Fax:020 7299 0755
BON MARCHE LTD WOMEN'S WEAR	COLLIERS CRE (Agent) 9 MARYLEBONE LANE LONDON W1M 6HL	RETAIL 2,500 - 4,000 sq ft	08/06/2004	Ms CAROLINE WALLACE Tel:020 7344 6537 Fax:020 7409 3124
BRAVISSIMO HOSIERY/LINGERIE	GVA GRIMLEY (Agent) 10 STRATTON STREET LONDON W1J 8JR	RETAIL 1,200 sq ft	21/04/2004	Mr JASON SIBTHORPE Tel:020 7911 2740
BURGER KING (UK) LTD FAST FOOD/TAKEAWAY OUTLETS	HAMMOND PHILLIPS (Agent) 5A PORTMAN SQUARE LONDON W1H 0BU	RETAIL 750 - 1,500 sq ft	24/06/2004	Mr MOSTAFA SBITRI Tel:020 7309 3689 Fax:020 7935 6632
C & H FABRICS LTD DRESS & FURNISHING FABRICS	ASHWELL ROGERS (Agent) 33 CORK STREET LONDON W1X 1HB	RETAIL 8,000 - 12,000 sq ft	08/06/2004	MR DAVID ENGLAND Tel:020 7734 6299 Fax:020 7734 6233
CAFFE ITALIA (UK) LTD CAFE/RESTAURANT/BA R	KELION SWORN (Agent) 9 LITTLE PORTLAND STREET LONDON W1N 5DF	RETAIL 1,500 - 2,500 sq ft	21/04/2004	MR MICHAEL KELION Tel:020 7436 4316 Fax:020 7436 7007
CARD FACTORY NEWSAGENT/CARDS/S TATIONER	FAWLEY & BOOTH (Agent) 55 GREAT GEORGE STREET LEEDS LS1 3BN	RETAIL 1,000 - 1,400 sq ft	05/07/2004	Mr DAVID WATSON Tel:0113 234 7900 Fax:0113 245 1330
CARPHONE WAREHOUSE GROUP PLC (THE) MOBILE PHONES	BRIANT CHAMPION LONG LTD (Agent) NUFFIELD HOUSE 41-46 PICCADILLY LONDON W1V 9AJ	RETAIL 1,000 - 2,000 sq ft	10/06/2004	Mr DAN SIMMS Tel:020 7434 7106 Fax:020 7287 6366
CEX LTD COMPUTERS & SOFTWARE GAMES & TOYS	JOHNSON FELLOWS & CO (Agent) KING EDWARD HOUSE NEW STREET BIRMINGHAM B2 4QJ	RETAIL 700 - 1,000 sq ft	21/04/2004	Mr EWEN CAMERON Tel:0121 634 2212 Fax:0121 643 6407
CHAIR COMPANY (THE)	ORME PRIME RETAIL LTD	RETAIL	17/06/2004	Miss EMMA NEWMAN

FURNITURE	(Agent) 52 BROOKS MEWS LONDON W1Y 1LE	900 - 1,200 sq ft	17/06/2004	Tel:020 7499 0440 Fax:020 7499 2255
COMPUTER SHOP LTD (THE) COMPUTERS & SOFTWARE	GVA GRIMLEY (Agent) 10 STRATTON STREET LONDON W1J 8JR	RETAIL 1,300 sq ft	29/06/2004	Mr LAKIS PAVLOU Tel:020 7911 2222 Fax:020 7911 2560
COSTA LTD CAFE/RESTAURANT/ BAR	BRIANT CHAMPION LONG LTD (Agent) NUFFIELD HOUSE 41-46 PICCADILLY LONDON W1V 9AJ	RETAIL 750 - 2,000 sq ft	25/05/2004	Mr DAN SIMMS Tel:020 7434 7106 Fax:020 7287 6366
COTTON TRADERS (HOLDINGS) LTD CLOTHING MAIL ORDER	HARPER DENNIS HOBBS (Agent) 15-16 NEW BURLINGTON STREET LONDON W1X 1FF	RETAIL 2,200 sq ft	18/05/2004	Mr DAVID PURSLOW Tel:020 7025 6900 Fax:020 7439 4254
DAVID LLOYD LEISURE LTD LEISURE/SPORTS	WHITBREAD GROUP PLC (Agent) WHITBREAD COURT PORZ AVENUE DUNSTABLE LU5 5XE	RETAIL	25/05/2004	The PROPERTY DEPARTMENT Tel:01582 888892 Fax:01582 888909
DEICHMANN-SHOES UK LTD SHOE SHOPS	RMG RETAIL (Agent) 170 FINCHLEY ROAD LONDON NW3 6BP	RETAIL 2,500 - 4,000 sq ft	29/06/2004	Mr RICHARD GERRY Tel:020 8747 2077
EDINBURGH WOOLLEN MILL LTD KNITWEAR	EDINBURGH WOOLLEN MILL LTD WAVERLEY MILLS LANGHOLM DG13 0EB	RETAIL 2,000 sq ft	21/04/2004	Mr MICHAEL TIFFEN Tel:013873 82829
ELLE WOMEN'S WEAR	DTZ DEBENHAM TIE LEUNG (Agent) 1 CURZON STREET LONDON W1Y 7FN	RETAIL 1,500 - 2,500 sq ft	27/05/2004	Mr MATTHEW CASSELL Tel:020 7408 1161 Fax:020 7643 6000
ESPORTA HEALTH & FITNESS CLUBS LEISURE/SPORTS	CHRISTIE & CO (Agent) WINDSOR HOUSE 50 VICTORIA STREET LONDON SW1H 0EQ	RETAIL 60,000 sq ft	09/02/2004	Mr LAWRENCE TELFORD Tel:020 7227 0764 Fax:020 7227 0702
FAMOUS MOE'S PIZZA LTD	GRAVES JENKINS (Agent)	RETAIL 850 - 1,000 sq ft	29/06/2004	Mr PHILIP GRAVES Tel:01273 701070

FAST FOOD/TAKEAWAY OUTLETS	26 MARLBOROUGH PLACE BRIGHTON BN1 1UB			Fax:01273 709070
FARMFOODS LTD FOOD	PETER W MARTIN (Agent) THE OLD NOEL ARMS TOP ROAD RUTLAND LE15 9AX	RETAIL 5,000 - 7,000 sq ft	15/06/2004	MR PETER MARTIN Tel:01572 822787 Fax:01572 822785
FINE BURGER CO CAFE/RESTAURANT/BA R	DAVIS COFFER LYONS (Agent) 52 PORTLAND PLACE LONDON W1B 1NN	RETAIL 1,000 - 1,500 sq ft	24/02/2004	Mr BRANDON ELMON Tel:020 7299 0700 Fax:020 7299 0710
FORMULA ONE AUTO CENTRES LTD VEHICULAR	CRIBB & ASSOCIATES (Agent) 57 BROOK STREET RAUNDS NN9 6LL	RETAIL 5,000 - 10,000 sq ft	10/05/2004	Mr A B JAMES Tel:01933 622611 Fax:01933 460836
FRANKIE & BENNY'S CAFE/RESTAURANT/BA R	CB RICHARD ELLIS (Agent) KINGSLEY HOUSE 1A WIMPOLE STREET LONDON W1M 7AA	RETAIL 3,500 - 4,400 sq ft	28/04/2004	Mr GAVIN ROWLANDS Tel:020 7182 2000
GAMESTATION LTD COMPUTERS & SOFTWARE GAMES & TOYS	EDWARDS HARDWICK & PARTNERS (Agent) CLIFTON HEIGHTS TRIANGLE WEST CLIFTON BS8 1EJ	RETAIL 700 - 1,200 sq ft	25/06/2004	MR STUART WILLIAMS Tel:0117 9221222 Fax:0117 9225722
GANT RETAIL LTD MEN'S WEAR	S-T CAMPLIN BIANCO (Agent) 98 NEW BOND STREET LONDON W1S 1SN	RETAIL 2,300 - 2,500 sq ft	20/02/2004	Mr STEPHEN CAMPLIN Tel:020 7499 4400 Fax:020 7499 6199
HARGREAVES (SPORTS) LTD SPORTS SHOPS	KITCHEN LA FRENAIS MORGAN (Agent) 19/20 GROSVENOR STREET LONDON W1K 4QH	RETAIL 2,000 sq ft	25/06/2004	MR IAN KITCHEN Tel:020 7317 3707 Fax:020 7499 2476
HAWKINS BAZAAR GAMES & TOYS	EDWARDS HARDWICK & PARTNERS (Agent) CLIFTON HEIGHTS TRIANGLE WEST CLIFTON BS8 1EJ	RETAIL 1,500 - 2,000 sq ft	02/07/2004	MR STUART WILLIAMS Tel:0117 9221222 Fax:0117 9225722
HOBBYCRAFT SUPERSTORES LTD	7 ENTERPRISE WAY HURN	RETAIL 8,000 - 10,000 sq ft	29/06/2004	Mr STEPHEN HARBRIDGE

HOBBIES/ARTISTS MATERIALS	BH23 6HB			Tel:01202 596123
HOLIDAY INNS (UK) LTD HOTELS	RAPLEYS (Agent) MADDOX HOUSE 1 MADDOX STREET LONDON W1R 9WA	RETAIL	29/06/2004	Mr JULIAN MITCHELL Tel:020 7255 8058 Fax:020 7439 7678
ICELAND FOODS PLC SUPERMARKET	MASON OWEN & PARTNERS (Agent) 46 JAMES STREET LONDON W1M 5HN	RETAIL 3,000 sq ft	02/07/2004	Mr STEPHEN WRATHER Tel:020 7224 4141 Fax:020 7224 4121
JANE NORMAN LTD WOMEN'S WEAR	ROBERT BEBINGTON & CO (Agent) 76 NEW BOND STREET LONDON W1Y 9DB	RETAIL 1,800 - 2,000 sq ft	09/03/2004	MR BOB CHESHIRE Tel:020 7493 5551 Fax:020 7493 5527
JANE SHILTON PLC LUGGAGE/ACCESSORIES SHOE SHOPS	ASHLEY PHILLIPS SELWYN (Agent) 49 MADDOX STREET LONDON W1S 2PG	RETAIL 700 sq ft	29/06/2004	Mr MARK SMITH Tel:020 7499 2166 Fax:020 7499 2189
JESSOP PHOTO CENTRES PHOTOGRAPHIC EQUIPMENT PHOTO PROCESSING/PRINTING	JOHNSON FELLOWS & CO (Agent) KING EDWARD HOUSE NEW STREET BIRMINGHAM B2 4QJ	RETAIL 750 - 1,250 sq ft	12/02/2004	Mr ANDREW HEANEY Tel:0121 634 9337 Fax:0121 643 6407
JIGSAW CLOTHING	ORME PRIME RETAIL LTD (Agent) 52 BROOKS MEWS LONDON W1Y 1LE	RETAIL 1,200 sq ft	28/05/2004	Miss EMMA NEWMAN Tel:020 7499 0440 Fax:020 7499 2255
JOHN R FOX JEWELLERS JEWELLERS/WATCH SELLERS	STEPHEN KANE & CO (Agent) 61 QUEEN ANNE STREET LONDON W1M 0HH	RETAIL 300 - 600 sq ft	25/06/2004	MR THOMAS NULTY Tel:020 7224 0101 Fax:020 7224 0406
KA INTERNATIONAL FURNITURE	HARMER RAY HOFFBRAND (Agent) 18 DERING STREET LONDON W1S 1AQ	RETAIL 500 - 1,000 sq ft	19/05/2004	Ms MELANDRA CURLEY Tel:020 7499 5399 Fax:020 7409 1004
KEW GREEN HOTELS LTD HOTELS	QUEENS WHARF QUEEN CAROLINE STREET LONDON W6 9RQ	RETAIL 39,000 - 70,000 sq ft	16/02/2004	Mr JEREMY RICHARDSON Tel:020 8600 2632
KFC (GB) LTD	BURNS PROPERTY CONSULTANTS	RETAIL	25/05/2004	Mr JONATHAN BURNS

FAST FOOD/TAKEAWAY OUTLETS	CONSULTANTS (Agent) SALISBURY ROAD RINGWOOD BH24 3PB	2,550 - 2,900 sq ft	25/05/2004	Tel:01425 489856
KNICKERBOX LTD HOSIERY/LINGERIE	DAVID MENZIES ASSOCIATES (Agent) 6-8 MADDOX STREET LONDON W1R 9PN	RETAIL 650 sq ft	25/05/2004	Mr WARREN DOMB Tel:020 7491 7777 Fax:020 7493 3135
KRISP CLOTHING CO LTD WOMEN'S WEAR	SIMPSON WILKS (Agent) 2-4 MADDOX STREET LONDON W1R 9PN	RETAIL 1,000 - 1,500 sq ft	21/04/2004	Mr TOBY WILKS Tel:020 7495 1227 Fax:020 7495 1226
L'OCCITANE LTD COSMETICS/TOILETRIE S PERFUMERY	CWM (Agent) 16 OLD BOND STREET LONDON W1S 4PS	RETAIL 300 - 800 sq ft	24/02/2004	Ms OLIVIA JACKSON Tel:020 7493 5655 Fax:020 7493 5665
LA TASCA RESTAURANTS LTD CAFE/RESTAURANT/BA R	BRADY (Agent) ALLIANCE HOUSE 30 CROSS STREET MANCHESTER M2 7AQ	RETAIL 2,500 - 4,500 sq ft	16/06/2004	MR JOHN BRADY Tel:0161 839 1213 Fax:0161 839 1046
LA TASCA RESTAURANTS LTD CAFE/RESTAURANT/BA R	DAVIS COFFER LYONS (Agent) 52 PORTLAND PLACE LONDON W1B 1NN	RETAIL 3,000 sq ft	31/03/2004	Mr ROB LUCY Tel:020 7299 0757 Fax:020 7299 0755
LA WEIGHT LOSS CENTRES LTD SERVICE/SPECIALIST	DONALDSONS (Agent) 48 WARWICK STREET LONDON W1R 5FE	RETAIL 900 - 1,200 sq ft	30/03/2004	Mr SARAH HAY Tel:020 7534 8443 Fax:020 7434 0045
LAITHWAITES OFF LICENCES/LIQUOR	CUSHMAN & WAKEFIELD HEALEY & BAKER (Agent) 43-45 PORTMAN SQUARE LONDON W1H 0AB	RETAIL 2,500 - 5,000 sq ft	25/05/2004	Mr RICHARD WARD Tel:020 7152 5662 Fax:020 7152 5360
LAMINATE FLOORING DIRECT LTD CARPETS/FLOOR COVERING	STILES HAROLD WILLIAMS LTD (Agent) 9 CASTLE SQUARE BRIGHTON BN1 1DZ	RETAIL 1,500 - 3,500 sq ft	16/06/2004	MR ANDY MORRISH Tel:01273 231213 Fax:01273 302436

LAPTOP SHOP (THE) COMPUTERS & SOFTWARE	HAMMOND PHILLIPS (Agent) 5A PORTMAN SQUARE LONDON W1H 0BU	RETAIL 450 - 1,000 sq ft	24/06/2004	MR JOHN LANE Tel:020 7309 2375 Fax:020 7935 6632
LILLYWHITES LTD SPORTS SHOPS	CWM (Agent) 16 OLD BOND STREET LONDON W1S 4PS	RETAIL 2,500 - 20,000 sq ft	24/02/2004	MR RICHARD WASSELL Tel:020 7255 7801 Fax:020 7493 5665
LINENS DIRECT LTD HOUSEHOLD LINENS	BRASIER HARRIS (Agent) 49 CLARENDON ROAD WATFORD WD1 1HP	RETAIL 2,400 - 4,000 sq ft	17/02/2004	Mr RUSSELL JERRARD Tel:01923 205513 Fax:01923 236605
LLOYDS NO1 BARS LTD PUBLIC HOUSES	VAN DE BERG & CO LTD (Agent) PARKVILLE HOUSE RED LYON PARADE MIDDLESEX HA5 3JD	RETAIL 3,000 sq ft	10/05/2004	MR RICHARD HARVEY Tel:020 8429 7000 Fax:020 8429 7001
LOMBOK FURNITURE	BRIANT CHAMPION LONG LTD (Agent) NUFFIELD HOUSE 41-46 PICCADILLY LONDON W1V 9AJ	RETAIL 2,000 - 3,000 sq ft	17/06/2004	Mr PAUL SOUBER Tel:020 7434 7102 Fax:020 7287 6366
LOMO CAFE/RESTAURANT/BA R	MARKS COMMERCIAL PROPERTY CONSULTANTS (Agent) 24 CURZON STREET LONDON W1Y 7AE	RETAIL 2,000 - 4,000 sq ft	20/05/2004	Mr NICHOLAS MARKS Tel:020 7499 8767 Fax:020 7355 2555
MAPLIN ELECTRONICS LTD ELECTRICAL/DURABLE GOODS	ROBERT BEBINGTON & CO (Agent) 76 NEW BOND STREET LONDON W1Y 9DB	RETAIL 1,800 - 2,500 sq ft	09/03/2004	MR BOB CHESHIRE Tel:020 7493 5551 Fax:020 7493 5527
MASSIMO DUTTI UK LTD CLOTHING	HARPER DENNIS HOBBS (Agent) 15-16 NEW BURLINGTON STREET LONDON W1X 1FF	RETAIL 300 - 500 sq ft	25/06/2004	Mr DAVID HARPER Tel:020 7025 6900 Fax:020 7493 4254
MATALAN RETAIL LTD CLOTHING HOUSEHOLD ACCESSORIES HOUSEHOLD LINENS	ANGERMANN GODDARD & LOYD (Agent) 26-28 MOUNT ROW LONDON W1K 3SQ	RETAIL 30,000 - 40,000 sq ft	22/03/2004	Mr DANIEL BERREVOETS Tel:020 7409 7303 Fax:020 7493 1029

MFI FURNITURE GROUP PLC FURNITURE	PARISH DEAN PARTNERSHIP (Agent) 51 CHARLES STREET LONDON W1X 7PA	RETAIL 3,500 - 4,000 sq ft	29/06/2004	Mr IAN PARISH Tel:020 7355 0900 Fax:020 7629 0032
MODA IN PELLE SHOE SHOPS	LAWSON HUBBARD LOWE (Agent) 9 PARK PLACE LEEDS LS1 2RU	RETAIL 300 - 1,200 sq ft	10/05/2004	Mr POWELL ROSE Tel:0113 243 4771 Fax:0113 242 0878
MOUNTAIN WAREHOUSE LTD CAMPING EQUIPMENT SPORTS & LEISURE WEAR SPORTS SHOPS	HARPER DENNIS HOBBS (Agent) 15-16 NEW BURLINGTON STREET LONDON W1X 1FF	RETAIL 1,500 - 2,500 sq ft	17/05/2004	Mr DAVID PURSLOW Tel:020 7025 6900 Fax:020 7439 4254
NANDO'S CHICKENLAND LTD CAFE/RESTAURANT/BA R	PAUL BENJAMIN ASSOCIATES (Agent) 137 BRENT STREET LONDON NW4 4DJ	RETAIL 2,500 - 3,500 sq ft	18/02/2004	Mr PAUL BENJAMIN Tel:020 8457 2777 Fax:020 8457 2778
NEW HEIGHTS FURNITURE FURNITURE	CAPITAL RETAIL (Agent) 30 ST GEORGE STREET LONDON W1R 9FA	RETAIL 4,000 - 12,000 sq ft	29/06/2004	Mr RYAN KENNEDY Tel:020 7499 3162 Fax:020 7408 1351
NIKE (UK) LTD SHOE SHOPS SPORTS & LEISURE WEAR	KING STURGE (Agent) 7 STRATFORD PLACE LONDON W1N 9AE	RETAIL 2,000 - 6,000 sq ft	12/05/2004	Mr MIKE CRUMP Tel:020 7529 6860 Fax:020 7409 1612
NOA NOA WOMEN'S WEAR	MARKHAM VAUGHAN GILLINGHAM (Agent) CLIFTON HEIGHTS TRIANGLE WEST BRISTOL BS8 1EJ	RETAIL 500 - 1,500 sq ft	25/05/2004	Mr WOODY BRUCE Tel:0117 909 9000 Fax:0117 915 0486
OCEAN HOMEWARE	GERALD EVE (Agent) 7 VERE STREET LONDON W1G 0JB	RETAIL 2,500 - 4,000 sq ft	07/06/2004	Mr MARK HILLIER Tel:020 7333 6205 Fax:020 7491 1825
OFFICE HOLDINGS LTD SHOE SHOPS	9-10 GREAT SUTTON STREET LONDON EC1V 0BX	RETAIL 1,500 sq ft	29/06/2004	Mr RICHARD KERNON Tel:020 7490 5003

OFFICERS CLUB LTD (THE) MEN'S WEAR	GLEN-DAVISON ANGUS (Agent) SAVILLE CHAMBERS 5 NORTH STREET NEWCASTLE UPON TYNE NE1 8DF	RETAIL 2,500 - 3,000 sq ft	18/05/2004	Mr MARTIN GLEN- DAVISON Tel:0191 261 1666 Fax:0191 261 0666
OGGY OGGY PASTY CO LTD BAKERS	TAYLOR SON & CREBER (Agent) 6 MANNAMEAD ROAD PLYMOUTH PL4 7AA	RETAIL 350 - 750 sq ft	05/07/2004	Mr NICK WHEELDON Tel:01752 202035 Fax:01752 204330
OLIVER BONAS GIFT SHOPS/FANCY GOODS	BRIANT CHAMPION LONG LTD (Agent) NUFFIELD HOUSE 41-46 PICCADILLY LONDON W1V 9AJ	RETAIL 500 - 1,250 sq ft	17/06/2004	Mr PAUL SOUBER Tel:020 7434 7102 Fax:020 7287 6366
OUTDOORS LTD CAMPING EQUIPMENT SPORTS & LEISURE WEAR	DAVID MENZIES ASSOCIATES (Agent) 6-8 MADDOX STREET LONDON W1R 9PN	RETAIL 1,500 - 2,500 sq ft	17/06/2004	Mr MITCHELL DAVIDSON Tel:020 7491 7777 Fax:020 7493 3135
PAN DAN RESTAURANT	STEPHEN KANE & CO (Agent) 61 QUEEN ANNE STREET LONDON W1M 0HH	RETAIL 850 - 1,000 sq ft	15/06/2004	Mr SEBASTIAN HOWARD Tel:020 7224 0101 Fax:020 7224 0406
PASTY PARLOUR FAST FOOD/TAKEAWAY OUTLETS	STRATTON CREBER COMMERCIAL (Agent) FARRER COURT 75 NORTH HILL PLYMOUTH PL4 8HB	RETAIL 700 - 1,000 sq ft	22/03/2004	MR ROBIN FALLE Tel:01752 670700 Fax:01752 221655
PAXTON & WHITFIELD LTD FOOD	JONES LANG LASALLE (Agent) 22 HANOVER SQUARE LONDON W1A 2BN	RETAIL 800 - 1,200 sq ft	28/06/2004	Mr STEVE MORGAN Tel:020 7852 4623 Fax:020 7399 5667
PETS AT HOME LTD PET SHOPS	ASHWELL ROGERS (Agent) 33 CORK STREET LONDON W1X 1HB	RETAIL 4,000 - 10,000 sq ft	18/06/2004	MR DAVID ENGLAND Tel:020 7734 6299 Fax:020 7734 6233
PHONES 4U LTD MOBILE PHONES	MORGAN WILLIAMS (Agent) 45 MADDOX STREET LONDON W1S 2PE	RETAIL 800 - 1,500 sq ft	25/05/2004	Mr BEN JACKSON Tel:020 7493 4455 Fax:020 7499 7643

PRESTO CAFE/RESTAURANT/BA R	CAPITAL RETAIL (Agent) 30 ST GEORGE STREET LONDON W1R 9FA	RETAIL 300 - 500 sq ft	17/06/2004	Mr RICHARD CRISS Tel:020 7499 3162 Fax:020 7408 1351
PRET A MANGER LTD FAST FOOD/TAKEAWAY OUTLETS	THOMAS DAVIDSON & PARTNERS (Agent) CARRINGTON HOUSE 126/130 REGENT STREET LONDON W1B 5SE	RETAIL 500 - 1,500 sq ft	07/06/2004	MR JON PUDDIFANT Tel:020 7734 3443 Fax:020 7734 6833
PRICELESS SHOES LTD SHOE SHOPS	DALGLEISH & CO LTD (Agent) 80 NEW BOND STREET LONDON W1Y 9DB	RETAIL 1,500 - 2,000 sq ft	20/02/2004	Mr STEWART DEERING Tel:020 7663 5566 Fax:020 7663 5555
PRINCIPLES RETAIL LTD WOMEN'S WEAR	RUBICON RETAIL LTD (Agent) 19-22 RATHBONE PLACE LONDON W1T 1HY	RETAIL 2,000 - 2,500 sq ft	18/05/2004	Mr MARK WOODRUFF Tel:020 7580 0515
QUBE SHOE SHOPS	WHITELAW BAIKIE FIGES (Agent) 219 VINCENT STREET GLASGOW G2 5OY	RETAIL 1,500 sq ft	12/02/2004	Mr GRAHAM FIGES Tel:0141 221 6161 Fax:0141 204 3335
REAL BURGER WORLD CAFE/RESTAURANT/BA R	ANGERMANN GODDARD & LOYD (Agent) 26-28 MOUNT ROW LONDON W1K 3SQ	RETAIL 1,500 - 2,000 sq ft	09/06/2004	Mr MARK TALBOT Tel:020 7465 5125 Fax:020 7493 1029
REGENT INNS PLC PUBLIC HOUSES	LEAVER CHARLES GRANGER (Agent) 107 BAKER STREET LONDON W1U 6RP	RETAIL 6,000 - 10,000 sq ft	30/06/2004	Mr JOHN CHARLES Tel:020 7935 6501 Fax:020 7935 2346
REISS LTD MEN'S WEAR WOMEN'S WEAR	MICHAEL PEDDAR & COMPANY (Agent) 12 JOHN PRINCES STREET LONDON W1G 0NY	RETAIL 4,000 sq ft	21/04/2004	MR MICHAEL PEDDAR Tel:020 7629 3004 Fax:020 7491 3314
REPUBLIC MEN'S WEAR WOMEN'S WEAR	KENNEY MOORE (Agent) 5 YORK STREET CHESTER CH1 3LR	RETAIL 2,000 - 3,000 sq ft	05/03/2004	Mr HOWARD MOORE Tel:01244 345600 Fax:01244 340404

ROHAN DESIGNS LTD SPORTS & LEISURE WEAR	DOUGLAS DUFF (Agent) CHARTER HOUSE 426 AVEBURY BOULEVARD MILTON KEYNES MK9 2NS	RETAIL 1,000 - 1,500 sq ft	14/06/2004	Mr DAVID LOUCH Tel:01908 679900 Fax:01908 678242
ROOSTERS CHICKEN LTD CAFE/RESTAURANT/BA R FAST FOOD/TAKEAWAY OUTLETS	BRASIER HARRIS (Agent) 49 CLARENDON ROAD WATFORD WD1 1HP	RETAIL 500 - 1,500 sq ft	30/03/2004	Mr MARK SEGAL Tel:01923 205515 Fax:01923 236605
SECRETS SHHH...LTD JEWELLERS/WATCH SELLERS	KNIGHT FRANK (Agent) 20 HANOVER SQUARE LONDON W1S 1HZ	RETAIL 250 - 700 sq ft	23/03/2004	Mr JAYNE ADAMS Tel:020 7861 1223
SFI GROUP PLC CAFE/RESTAURANT/BA R PUBLIC HOUSES	REID ROSE GREGORY (Agent) 17 WOODSTOCK STREET LONDON W1R 1HE	RETAIL 3,000 - 9,000 sq ft	23/03/2004	MR MALCOLM REID Tel:020 7493 4242 Fax:020 7493 3069
SPUR RESTAURANTS LTD CAFE/RESTAURANT/BA R	HAMMOND PHILLIPS (Agent) 5A PORTMAN SQUARE LONDON W1H 0BU	RETAIL 1,000 sq ft	24/06/2004	MR JOHN LANE Tel:020 7309 2375 Fax:020 7935 6632
STAPLES (UK) LTD OFFICE EQUIPMENT/SUPPLIES FURNITURE	WESTFIELDS LONDON ROAD HIGH WYCOMBE HP11 1HA	RETAIL 10,000 - 17,500 sq ft	18/02/2004	Mr RICHARD SMALLEY Tel:01494 469260
SUBWAY FAST FOOD/TAKEAWAY OUTLETS	GERALD EVE (Agent) 7 VERE STREET LONDON W1G 0JB	RETAIL 400 - 1,200 sq ft	20/04/2004	Mr MARK HILLIER Tel:020 7333 6205 Fax:020 7491 1825
SUPERDRUG STORES PLC CHEMISTS	MASON & PARTNERS (Agent) 6-8 MADDOX STREET LONDON W1R 9PN	RETAIL 1,500 - 6,000 sq ft	05/07/2004	Mr CHRIS MASON Tel:020 7009 1127 Fax:020 7495 2013
SUSSEX BED CENTRES HOUSEHOLD ACCESSORIES HOUSEHOLD LINENS	STILES HAROLD WILLIAMS LTD (Agent) 9 CASTLE SQUARE BRIGHTON BN1 1DZ	RETAIL 5,000 - 10,000 sq ft	16/06/2004	MR ANDY MORRISH Tel:01273 231213 Fax:01273 302436
SWEATY BETTY SPORTS & LEISURE WEAR	BRIANT CHAMPION LONG LTD (Agent)	RETAIL 500 - 1,000 sq ft	25/06/2004	Mr PAUL SOUBER Tel:020 7434 7102 Fax:020 7287 6366

WOMEN'S WEAR	NUFFIELD HOUSE 41-46 PICCADILLY LONDON W1V 9AJ				
TILES R US LTD CARPETS/FLOOR COVERING	MACARTHUR REES WILSON (Agent) 14-15 TRIANGLE SOUTH BRISTOL BS8 1EY	RETAIL 5,000 - 7,500 sq ft	28/05/2004	Mr RICHARD MACARTHUR Tel:0117 908 3350 Fax:0117 907 4303	
TIME RESTAURANTS LTD CAFE/RESTAURANT/BA R	STILES HAROLD WILLIAMS LTD (Agent) 9 CASTLE SQUARE BRIGHTON BN1 1DZ	RETAIL 1,200 - 2,000 sq ft	16/06/2004	MR ANDY MORRISH Tel:01273 231213 Fax:01273 302436	
TJ HUGHES PLC DEPARTMENT STORES	HUGHES HOUSE LONDON ROAD LIVERPOOL L3 8JA	RETAIL 25,000 - 150,000 sq ft	21/05/2004	Mr RICHARD FOGGIN Tel:0151 207 8803	
TK MAXX VARIETY/DISCOUNT STORES	MORGAN WILLIAMS (Agent) 45 MADDOX STREET LONDON W1S 2PE	RETAIL 20,000 - 30,000 sq ft	25/06/2004	MR GEOFFREY PHILLIPS Tel:020 7493 4455 Fax:020 7499 7643	
TK MAXX VARIETY/DISCOUNT STORES	BRASIER HARRIS (Agent) 49 CLARENDON ROAD WATFORD WD1 1HP	RETAIL 15,000 - 30,000 sq ft	07/06/2004	Mr CLIVE GLENISTER Tel:01923 210810 Fax:01923 236605	
TK MAXX VARIETY/DISCOUNT STORES	KNIGHT FRANK (Agent) 20 HANOVER SQUARE LONDON W1S 1HZ	RETAIL 12,000 - 25,000 sq ft	16/04/2004	Mr FRANCIS ROBERTS Tel:020 7861 1181 Fax:020 7493 4114	
TONI & GUY OPTICIANS LTD OPTICIANS	DAVID MENZIES ASSOCIATES (Agent) 6-8 MADDOX STREET LONDON W1R 9PN	RETAIL 750 - 1,000 sq ft	26/04/2004	Mr WARREN DOMB Tel:020 7491 7777 Fax:020 7493 3135	
TOPSY TURVY WORLD SERVICE/SPECIALIST	LESLIE PERKINS (Agent) 50 NEW BOND STREET LONDON W1Y 9HA	RETAIL 10,000 - 15,000 sq ft	16/02/2004	MR IAN GARNHAM Tel:020 7659 1133 Fax:020 7495 1955	
TRAILFINDERS LTD TRAVEL AGENTS	LEWIS CRAIG (Agent) 66 GREAT CUMBERLAND PLACE	RETAIL 800 - 1,500 sq ft	21/04/2004	MR RICHARD GROSSMAN Tel:020 7402 3333 Fax:020 7402 3060	

	LONDON W1H 8DU			
TRAVEL INN HOTELS	WHITBREAD GROUP PLC (Agent) OAKLEY HOUSE OAKLEY ROAD LUTON LU4 9QH	RETAIL	29/06/2004	Mr ROBERT RYAN Tel:01582 422022 Fax:01582 405680
TRAVEL INN HOTELS	WHITBREAD GROUP PLC (Agent) OAKLEY HOUSE OAKLEY ROAD LUTON LU4 9QH	RETAIL	29/06/2004	Mr ROBERT RYAN Tel:01582 422022 Fax:01582 405680
UPPER CRUST (THE) BAKERS	DAVIS COFFER LYONS (Agent) 52 PORTLAND PLACE LONDON W1B 1NN	RETAIL 750 - 1,500 sq ft	14/06/2004	Mr ROB LUCY Tel:020 7299 0757 Fax:020 7299 0755
VAN HEUSEN COMPANY LTD MEN'S WEAR	REESDENTON LTD (Agent) GOODBARD HOUSE 15 INFIRMARY STREET LEEDS LS1 2JS	RETAIL 800 - 1,000 sq ft	03/03/2004	Mr RICHARD ABBISS Tel:0113 207 1297
VETS4PETS SERVICE/SPECIALIST	PO BOX 11556 UN NAMED STREET SOLIHULL B93 8ZR	RETAIL 2,000 - 2,500 sq ft	30/04/2004	Mr JOHN BATES Tel:01564 732 356
VIRGIN BRIDE LTD BRIDAL WEAR	DTZ DEBENHAM TIE LEUNG (Agent) 1 CURZON STREET LONDON W1Y 7FN	RETAIL 1,500 - 3,000 sq ft	05/07/2004	Mr JAMES JACK Tel:020 7408 1161 Fax:020 7643 6000
WADE FURNITURE GROUP LTD FURNITURE	INNES ENGLAND (Agent) ESTATE HOUSE 54 THE ROPEWALK NOTTINGHAM NG1 5DW	RETAIL 2,000 - 3,000 sq ft	05/07/2004	MR MATTHEW HANNAH Tel:0115 924 3243 Fax:0115 924 2310
WALKABOUT INNS PUBLIC HOUSES	LEAVER CHARLES GRANGER (Agent) 107 BAKER STREET LONDON W1U 6RP	RETAIL 10,000 - 60,000 sq ft	30/06/2004	Mr JOHN CHARLES Tel:020 7935 6501 Fax:020 7935 2346
WALKABOUT INNS PUBLIC HOUSES	REGENT INNS PLC (Agent) TAYLOR WALKER HOUSE 77 MUSWELL HILL LONDON N10 3PJ	RETAIL 12,000 sq ft	26/04/2004	Mr CLIVE BUTLER Tel:020 8375 3045 Fax:020 8375 3040

ZARA UK LTD
CLOTHING

HARPER DENNIS HOBBS
(Agent)

RETAIL
10,700 - 16,150 sq ft 25/06/2004

Mr DAVID HARPER
Tel:020 7025 6900
Fax:020 7493 4254

15-16 NEW BURLINGTON
STREET
LONDON
W1X 1FF

ZOOM THE LOOM LTD
HOUSEHOLD
ACCESSORIES

GORSLAR HEATH
(Agent)

RETAIL
1,200 - 10,000 sq ft 17/03/2004

MR ANTON P
GORSLAR
Tel:020 7499 6500
Fax:020 7495 0534

75 NEW BOND STREET
LONDON
W1S 1RU

KINGSTON UPON THAMES, RETAILER REQUIREMENTS

Company Name	Address	Requirement	Date	Contact
10 + 10 NAIL WORKS HAIRDRESSERS/BEAUTICIANS	MICHAEL HORWITZ ASSOCIATES (Agent) 23 OLD BOND STREET LONDON W1X 3DA	RETAIL 300 - 500 sq ft	19/04/2004	Ms GAYNOR BOND Tel:020 7629 4774 Fax:020 7629 0937
4 FEET SHOE SHOPS	DAVID MENZIES ASSOCIATES (Agent) 6-8 MADDOX STREET LONDON W1R 9PN	RETAIL 600 - 1,500 sq ft	17/06/2004	Mr MITCHELL DAVIDSON Tel:020 7491 7777 Fax:020 7493 3135
4 THE HOME LTD HOMEWARE	MASON & PARTNERS (Agent) 6-8 MADDOX STREET LONDON W1R 9PN	RETAIL 3,500 - 5,000 sq ft	17/05/2004	Mr CHRIS MASON Tel:020 7009 1127 Fax:020 7495 2013
99P STORES VARIETY/DISCOUNT STORES	PROTEUS PROPERTY CONSULTANTS LTD (Agent) MYRTLE HOUSE HAMPTON COURT ROAD HAMPTON COURT KT8 9BY	RETAIL 4,000 - 6,000 sq ft	27/02/2004	MR STUART DONNELLY Tel:020 8943 1777 Fax:020 8943 3880
AFTERSHOCK PLC SERVICE/SPECIALIST	IAN SCOTT INTERNATIONAL (Agent) 20 BERKELEY STREET LONDON W1X 5AE	RETAIL 850 - 1,250 sq ft	08/06/2004	MR ANDREW DONACHIE Tel:020 7493 9911 Fax:020 7409 3312
ALDI STORES LTD SUPERMARKETS	HOLLY LANE ATHERSTONE	RETAIL	12/02/2004	Mr RICHARD WILLIAMS Tel:01793 836 309
ALLIED CARPETS GROUP PLC CARPETS/FLOOR COVERING	WILKINSON WILLIAMS LTD (Agent) 20/22 QUEEN STREET LONDON W1X 7PJ	RETAIL 7,500 - 10,000 sq ft	16/06/2004	MR GRANT IMLAH Tel:020 7317 3770 Fax:020 7495 5432
ARGOS LTD VARIETY/DISCOUNT STORES	AVEBURY 489/499 AVEBURY BOULEVARD MILTON KEYNES	RETAIL 10,000 - 16,000 sq ft	12/02/2004	Mr ANDREW MANGER Tel:01908 600439
AS ADVENTURE SPORTS & LEISURE WEAR CAMPING EQUIPMENT	HARTNELL TAYLOR COOK (Agent) 12-13 CONDUIT STREET LONDON W1R 9TG	RETAIL 7,500 - 15,000 sq ft	23/04/2004	MR NEIL PERRIN Tel:020 7491 7323 Fax:020 7491 3032

AUNTIE ANNE'S SOFT PRETZELS FAST FOOD/TAKEAWAY OUTLETS	KITCHEN LA FRENAIS MORGAN (Agent) 1 TENTERDEN STREET LONDON W1S 1TA	RETAIL 100 - 600 sq ft	08/06/2004	Mr ANDREW REED Tel:020 7317 3703 Fax:020 7317 3701
BARNARDO'S BOOKSELLERS FURNITURE CHARITY SHOPS	BARNADO HOUSE 1 TANNERS LANE ILFORD IG6 1QG	RETAIL 500 - 1,500 sq ft	19/04/2004	Mr CLIFF GREGORY Tel:020 8498 7346
BASE MENSWEAR MEN'S WEAR	HARPER DENNIS HOBBS (Agent) 15-16 NEW BURLINGTON STREET LONDON W1X 1FF	RETAIL 2,500 - 3,000 sq ft	17/05/2004	Mr DAVID PURSLOW Tel:020 7025 6900 Fax:020 7439 4254
BEAVERBROOKS THE JEWELLERS LTD JEWELLERS/WATCH SELLERS	KENNEY MOORE (Agent) 5 YORK STREET CHESTER CH1 3LR	RETAIL 1,000 - 1,300 sq ft	05/03/2004	Mr HOWARD MOORE Tel:01244 345600 Fax:01244 340404
BELGO CAFE/RESTAURANT/BA R	MARKS COMMERCIAL PROPERTY CONSULTANTS (Agent) 24 CURZON STREET LONDON W1Y 7AE	RETAIL 2,500 - 6,000 sq ft	20/05/2004	Mr NICHOLAS MARKS Tel:020 7499 8767 Fax:020 7355 2555
BEST CELLARS PUBLIC HOUSES	MOORE HUNTER & PARTNERS (Agent) THE OLD BARREL STORE DRAYMANS LANE MARLOW SL7 2FF	RETAIL 3,000 sq ft	20/05/2004	Mr PETER HUNTER Tel:01628 891700 Fax:01628 891701
BETWEEN THE LINES LTD GIFT SHOPS/FANCY GOODS NEWSAGENT/CARDS/S TATIONER	CHASE & PARTNERS (Agent) 20 REGENT STREET LONDON SW1Y 4PH	RETAIL 900 - 1,300 sq ft	26/02/2004	Mr GREG WESTOVER Tel:020 7389 9467 Fax:020 7389 9456
BIERODROME CAFE/RESTAURANT/BA R	MARKS COMMERCIAL PROPERTY CONSULTANTS (Agent) 24 CURZON STREET LONDON W1Y 7AE	RETAIL 2,500 - 5,500 sq ft	20/05/2004	Mr NICHOLAS MARKS Tel:020 7499 8767 Fax:020 7355 2555
BISTRO JE T'AIME CAFE/RESTAURANT/BA R	INTRINSIC (Agent) 30 BROOK STREET LONDON W1K 5DH	RETAIL 1,400 - 2,600 sq ft	12/02/2004	Mr SIMON KELLY Tel:020 7629 5658 Fax:020 7491 4593

BOARDSPORTS LTD SPORTS & LEISURE WEAR	OUTDOOR GROUP LTD (THE) (Agent) MANSARD CLOSE NORTHAMPTON NN5 5DL	RETAIL 1,500 - 2,000 sq ft	11/03/2004	Mr STEPHEN ROUGHT- WHITTA Tel:01604 441111 Fax:01604 441164
BON MARCHE LTD WOMEN'S WEAR	MASON & PARTNERS (Agent) 6-8 MADDOX STREET LONDON W1R 9PN	RETAIL 2,500 - 3,000 sq ft	17/05/2004	Mr CHRIS MASON Tel:020 7009 1127 Fax:020 7495 2013
BOYS BASE CLOTHING	HARPER DENNIS HOBBS (Agent) 15-16 NEW BURLINGTON STREET LONDON W1X 1FF	RETAIL 2,500 - 3,000 sq ft	17/05/2004	Mr DAVID PURSLOW Tel:020 7025 6900 Fax:020 7439 4254
BRITISH HEART FOUNDATION CHARITY SHOPS FURNITURE ELECTRICAL/DURABLE GOODS CLOTHING	CROWN HOUSE CHURCH ROAD CLAYGATE KT10 0JP	RETAIL 600 - 3,000 sq ft	21/04/2004	Mr CHRISTOPHER BESANT Tel:01372 477300
CAFFE ITALIA (UK) LTD CAFE/RESTAURANT/BA R	KELION SWORN (Agent) 9 LITTLE PORTLAND STREET LONDON W1N 5DF	RETAIL 1,500 - 2,500 sq ft	21/04/2004	MR MICHAEL KELION Tel:020 7436 4316 Fax:020 7436 7007
CASH CONVERTERS UK HOLDINGS PLC SERVICE/SPECIALIST	NEWAY NOTARO (Agent) 3A PRINCES PARADE GOLDERS GREEN ROAD LONDON NW11 9PS	RETAIL 750 - 1,000 sq ft	29/06/2004	Mr KEITH FRASER Tel:020 8365 2017 Fax:020 8381 4996
CHILDSPLAY DAY NURSERY LTD SERVICE/SPECIALIST	INTRINSIC (Agent) 30 BROOK STREET LONDON W1K 5DH	RETAIL 10,000 - 15,000 sq ft	12/02/2004	Mr SIMON KELLY Tel:020 7629 5658 Fax:020 7491 4593
COSTA LTD CAFE/RESTAURANT/BA R	BRIANT CHAMPION LONG LTD (Agent) NUFFIELD HOUSE 41-46 PICCADILLY LONDON W1V 9AJ	RETAIL 750 - 2,000 sq ft	25/05/2004	Mr DAN SIMMS Tel:020 7434 7106 Fax:020 7287 6366
COTSWOLD COMPANY (THE) FURNITURE	ATIS REAL WEATHERALLS (Agent) 22 CHANCERY LANE LONDON WC2A 1LT	RETAIL 4,000 - 7,000 sq ft	18/02/2004	Mr NICK PIASECKI Tel:020 7338 4369

DR CHINA DENTAL/MEDICAL	GERALD EVE (Agent) 7 VERE STREET LONDON W1G 0JB	RETAIL 350 - 1,400 sq ft	05/07/2004	Mr MARK HILLIER Tel:020 7333 6205 Fax:020 7491 1825
EAT CAFE/RESTAURANT/BA R FAST FOOD/TAKEAWAY OUTLETS	DONALDSONS (Agent) 48 WARWICK STREET LONDON W1R 5FE	RETAIL 650 - 2,000 sq ft	28/04/2004	Mr WARD GRIFFITHS Tel:020 7534 5000 Fax:020 7434 0045
EGO SHEGO SHOES SHOE SHOPS	HAMMOND PHILLIPS (Agent) 5A PORTMAN SQUARE LONDON W1H 0BU	RETAIL 700 - 1,200 sq ft	24/06/2004	Mr MOSTAFA SBITRI Tel:020 7309 3689 Fax:020 7935 6632
ELLE WOMEN'S WEAR	DTZ DEBENHAM TIE LEUNG (Agent) 1 CURZON STREET LONDON W1Y 7FN	RETAIL 1,500 - 2,500 sq ft	27/05/2004	Mr MATTHEW CASSELL Tel:020 7408 1161 Fax:020 7643 6000
FEET INC SHOE SHOPS	CHURSTON HEARD & CO LTD (Agent) 7 HANOVER SQUARE LONDON W1S 1HQ	RETAIL 1,000 - 1,500 sq ft	11/03/2004	Mr TOM EDSON Tel:020 7318 7817 Fax:020 7495 1339
FIGRELLI CLOTHING	DICKENS WATTS & DADE (Agent) 19/20 GROSVENOR STREET LONDON W1X 9FD	RETAIL 1,200 - 1,400 sq ft	11/03/2004	MR GRAHAM PIERCY Tel:020 7495 0595 Fax:020 7495 0596
FOPP RECORDS LTD RECORDS/TAPES/CDS/ VIDEOS	CHASE & PARTNERS (Agent) 20 REGENT STREET LONDON SW1Y 4PH	RETAIL 3,000 - 5,000 sq ft	05/07/2004	Mr KEITH NELSON Tel:020 7389 9494 Fax:020 7389 9456
FORMULA ONE AUTO CENTRES LTD VEHICULAR	CRIBB & ASSOCIATES (Agent) 57 BROOK STREET RAUNDS NN9 6LL	RETAIL 5,000 - 10,000 sq ft	10/05/2004	Mr A B JAMES Tel:01933 622611 Fax:01933 460836
FRANCHETTI BOND LTD SHOE SHOPS	HARPER DENNIS HOBBS (Agent) 15-16 NEW BURLINGTON STREET LONDON W1X 1FF	RETAIL 800 - 1,100 sq ft	10/03/2004	Mr DAVID HARPER Tel:020 7025 6900 Fax:020 7493 4254

FREE SPIRIT SPORTS & LEISURE WEAR	OUTDOOR GROUP LTD (THE) (Agent) MANSARD CLOSE NORTHAMPTON NN5 5DL	RETAIL 2,500 - 5,000 sq ft	11/03/2004	Mr STEPHEN ROUGHT- WHITTA Tel:01604 441111 Fax:01604 441164
GAMESTATION LTD COMPUTERS & SOFTWARE GAMES & TOYS	EDWARDS HARDWICK & PARTNERS (Agent) CLIFTON HEIGHTS TRIANGLE WEST CLIFTON BS8 1EJ	RETAIL 700 - 1,200 sq ft	25/06/2004	MR STUART WILLIAMS Tel:0117 9221222 Fax:0117 9225722
GAMLEYS LTD GAMES & TOYS	STILES HAROLD WILLIAMS LTD (Agent) 9 CASTLE SQUARE BRIGHTON BN1 1DZ	RETAIL 2,500 - 5,000 sq ft	16/06/2004	MR ANDY MORRISH Tel:01273 231213 Fax:01273 302436
GODIVA CONFECTIONERS/TOB ACCONISTS	MICHAEL PEDDAR & COMPANY (Agent) 12 JOHN PRINCES STREET LONDON W1G 0NY	RETAIL 350 - 500 sq ft	21/04/2004	MR TOM STANBURY Tel:020 7629 3004 Fax:020 7491 3314
HALF PRICE JEWELLERS JEWELLERS/WATCH SELLERS	WRIGHT SILVERWOOD (Agent) 77 FRANCIS ROAD BIRMINGHAM B16 8SP	RETAIL 800 - 1,200 sq ft	24/06/2004	Mr ANDREW SILVERWOOD Tel:0121 454 4004 Fax:0121 454 4007
HEADMASTERS HAIRDRESSERS/BEAUT ICIANS	BRIANT CHAMPION LONG LTD (Agent) NUFFIELD HOUSE 41-46 PICCADILLY LONDON W1V 9AJ	RETAIL 1,000 - 2,000 sq ft	28/06/2004	Mr PAUL SOUBER Tel:020 7434 7102 Fax:020 7287 6366
HENRY J BEAN'S GROUP PLC CAFE/RESTAURANT/BA R	KELION SWORN (Agent) 9 LITTLE PORTLAND STREET LONDON W1N 5DF	RETAIL 3,000 - 5,000 sq ft	21/04/2004	MR MICHAEL A KELION Tel:020 7436 4316 Fax:020 7436 7007
HOUSE OF FRASER PLC DEPARTMENT STORES	1 HOWICK PLACE LONDON SW1P 1BH	RETAIL 100,000 - 200,000 sq ft	24/03/2004	Ms JULIE DAVER Tel:020 7963 2157
JANE NORMAN LTD WOMEN'S WEAR	ROBERT BEBINGTON & CO (Agent) 76 NEW BOND STREET LONDON W1Y 9DB	RETAIL 1,800 - 2,000 sq ft	09/03/2004	MR BOB CHESHIRE Tel:020 7493 5551 Fax:020 7493 5527

JIGSAW CLOTHING	ORME PRIME RETAIL LTD (Agent) 52 BROOKS MEWS LONDON W1Y 1LE	RETAIL 1,200 sq ft	28/05/2004	Miss EMMA NEWMAN Tel:020 7499 0440 Fax:020 7499 2255
JULIAN GRAVES LTD HEALTH FOODS	HARMER RAY HOFFBRAND (Agent) 18 DERING STREET LONDON W1S 1AQ	RETAIL 400 - 1,000 sq ft	12/05/2004	Ms MELANDRA CURLEY Tel:020 7499 5399 Fax:020 7409 1004
KHAZANA TRADING LTD FURNITURE LIGHTING GIFT SHOPS/FANCY GOODS	ROBERT BEBINGTON & CO (Agent) 76 NEW BOND STREET LONDON W1Y 9DB	RETAIL 2,000 sq ft	18/02/2004	MR ROBERT BEBINGTON Tel:020 7493 5551 Fax:020 7493 5527
KIDS INC SERVICE/SPECIALIST	CHASE & PARTNERS (Agent) 20 REGENT STREET LONDON SW1Y 4PH	RETAIL 10,000 sq ft	16/06/2004	Mr ANGUS MACLEAN Tel:020 7389 9469
KLICK PHOTOPOINT LTD PHOTO PROCESSING/PRINTIN G	TUSHINGHAM MOORE (Agent) ACRESFIELD 8 EXCHANGE STREET MANCHESTER M2 7HA	RETAIL 500 - 800 sq ft	05/02/2004	Mr JONATHAN NETLEY Tel:0161 833 1197 Fax:0161 833 1630
KRISP CLOTHING CO LTD WOMEN'S WEAR	SIMPSON WILKS (Agent) 2-4 MADDOX STREET LONDON W1R 9PN	RETAIL 1,000 - 1,500 sq ft	21/04/2004	Mr TOBY WILKS Tel:020 7495 1227 Fax:020 7495 1226
KRISPY KREME DONUTS FAST FOOD/TAKEAWAY OUTLETS	COLLIERS CRE (Agent) MILNER HOUSE 14 MANCHESTER SQUARE LONDON W1A 1BA	RETAIL 2,500 - 4,000 sq ft	29/06/2004	Mr PAUL GILLIGAN Tel:020 7487 1615 Fax:020 7487 1800
L'OCCITANE LTD COSMETICS/TOILETRIE S PERFUMERY	CWM (Agent) 16 OLD BOND STREET LONDON W1S 4PS	RETAIL 300 - 800 sq ft	24/02/2004	Ms OLIVIA JACKSON Tel:020 7493 5655 Fax:020 7493 5665
LAKELAND LTD HOUSEHOLD ACCESSORIES	HARMER RAY HOFFBRAND (Agent) 18 DERING STREET LONDON W1S 1AQ	RETAIL 4,000 - 6,000 sq ft	12/05/2004	MR ANDREW HOFFBRAND Tel:020 7499 5399 Fax:020 7409 1004

LILLYWHITES LTD SPORTS SHOPS	CWM (Agent) 16 OLD BOND STREET LONDON W1S 4PS	RETAIL 2,500 - 20,000 sq ft	24/02/2004	MR RICHARD WASSELL Tel:020 7255 7801 Fax:020 7493 5665
LINENS DIRECT LTD HOUSEHOLD LINENS	BRASIER HARRIS (Agent) 49 CLARENDON ROAD WATFORD WD1 1HP	RETAIL 2,400 - 4,000 sq ft	17/02/2004	Mr RUSSELL JERRARD Tel:01923 205513 Fax:01923 236605
LITTLE LABELS CHILDREN'S/SCHOOL WEAR	DAVID MENZIES ASSOCIATES (Agent) 6-8 MADDOX STREET LONDON W1R 9PN	RETAIL 1,000 sq ft	25/05/2004	Mr WARREN DOMB Tel:020 7491 7777 Fax:020 7493 3135
LOMBOK FURNITURE	BRIANT CHAMPION LONG LTD (Agent) NUFFIELD HOUSE 41-46 PICCADILLY LONDON W1V 9AJ	RETAIL 2,000 - 3,000 sq ft	17/06/2004	Mr PAUL SOUBER Tel:020 7434 7102 Fax:020 7287 6366
LOMO CAFE/RESTAURANT/BA R	MARKS COMMERCIAL PROPERTY CONSULTANTS (Agent) 24 CURZON STREET LONDON W1Y 7AE	RETAIL 2,000 - 4,000 sq ft	20/05/2004	Mr NICHOLAS MARKS Tel:020 7499 8767 Fax:020 7355 2555
MAJESTIC WINE WAREHOUSES LTD OFF LICENCES/LIQUOR	RAPLEYS (Agent) GODWIN HOUSE GEORGE STREET HUNTINGDON PE29 3ND	RETAIL 2,000 - 5,000 sq ft	18/05/2004	MR MIKE PEARCE Tel:01480 457371 Fax:01480 433070
MENKIND STORES LTD GIFT SHOPS/FANCY GOODS	ANGERMANN GODDARD & LOYD (Agent) 26-28 MOUNT ROW LONDON W1K 3SQ	RETAIL 1,000 - 1,800 sq ft	26/02/2004	Mr MARK TALBOT Tel:020 7465 5125 Fax:020 7493 1029
MORADA INTERNATIONAL LTD DRESS & FURNISHING FABRICS HOMEWARE	HILL WOOLHOUSE (Agent) 67-69 ST PAULS STREET LEEDS LS1 2TE	RETAIL 800 - 1,500 sq ft	16/02/2004	MR RICHARD WATSON Tel:0113 247 0999 Fax:0113 247 0244
NATIONWIDE AUTOCENTRES LTD VEHICULAR	CRIBB & ASSOCIATES (Agent) 57 BROOK STREET RAUNDS NN9 6LL	RETAIL 2,500 - 5,000 sq ft	10/05/2004	Mr RON CRIBB Tel:01933 622611 Fax:01933 460836

NOODLE TIME (CROYDON) LTD CAFE/RESTAURANT/BA R	CHASE & PARTNERS (Agent) 20 REGENT STREET LONDON SW1Y 4PH	RETAIL 1,500 - 3,500 sq ft	26/02/2004	Mr GREG WESTOVER Tel:020 7389 9467 Fax:020 7389 9456
O'BRIENS IRISH SANDWICH BARS (UK) LTD FAST FOOD/TAKEAWAY OUTLETS	11 BOND STREET LEEDS LS1 2JZ	RETAIL 200 - 1,400 sq ft	21/04/2004	Mr PETER ATKINSON Tel:0113 247 0444
O2 MOBILE PHONES	CAPITAL RETAIL (Agent) 30 ST GEORGE STREET LONDON W1R 9FA	RETAIL 1,000 sq ft	17/06/2004	Mr RICHARD CRISS Tel:020 7499 3162 Fax:020 7408 1351
OFFICE HOLDINGS LTD SHOE SHOPS	9-10 GREAT SUTTON STREET LONDON EC1V 0BX	RETAIL 1,500 sq ft	29/06/2004	Mr RICHARD KERNON Tel:020 7490 5003
O1 BAGEL PLC CAFE/RESTAURANT/BA R	MICHAEL PEDDAR & COMPANY (Agent) 12 JOHN PRINCES STREET LONDON W1G 0NY	RETAIL 250 - 1,200 sq ft	15/03/2004	MR MIKE SHERIDAN Tel:020 7629 3004 Fax:020 7491 3314
OLIVER BONAS GIFT SHOPS/FANCY GOODS	BRIANT CHAMPION LONG LTD (Agent) NUFFIELD HOUSE 41-46 PICCADILLY LONDON W1V 9AJ	RETAIL 500 - 1,250 sq ft	17/06/2004	Mr PAUL SOUBER Tel:020 7434 7102 Fax:020 7287 6366
OUTDOORS LTD CAMPING EQUIPMENT SPORTS & LEISURE WEAR	DAVID MENZIES ASSOCIATES (Agent) 6-8 MADDOX STREET LONDON W1R 9PN	RETAIL 1,500 - 2,500 sq ft	17/06/2004	Mr MITCHELL DAVIDSON Tel:020 7491 7777 Fax:020 7493 3135
PASTY PRESTO LTD CAFE/RESTAURANT/BA R	CAPITAL RETAIL (Agent) 30 ST GEORGE STREET LONDON W1R 9FA	RETAIL 300 - 2,500 sq ft	17/06/2004	Mr RICHARD CRISS Tel:020 7499 3162 Fax:020 7408 1351
PERFUME SHOP LTD PERFUMERY	CYPRESS HOUSE CORONATION ROAD HIGH WYCOMBE HP12 3RR	RETAIL 250 - 600 sq ft	18/02/2004	Mr CHARLES DENTON Tel:01494 894 012
PHASE EIGHT (FASHION & DESIGNS) LTD WOMEN'S WEAR	LESLIE PERKINS (Agent) 50 NEW BOND STREET LONDON	RETAIL 700 - 1,500 sq ft	26/02/2004	MR GUY MAUDE Tel:020 7659 1110 Fax:020 7495 1955

	W1Y 9HA			
PRESTO CAFE/RESTAURANT/ BAR	CAPITAL RETAIL (Agent) 30 ST GEORGE STREET LONDON W1R 9FA	RETAIL 300 - 500 sq ft	17/06/2004	Mr RICHARD CRISS Tel:020 7499 3162 Fax:020 7408 1351
PROFESSIONAL COOKWARE COMPANY (THE) HOMEWARE KITCHENS	HARPER DENNIS HOBBS (Agent) 15-16 NEW BURLINGTON STREET LONDON W1X 1FF	RETAIL 750 - 1,500 sq ft	11/03/2004	Mr DAVID HARPER Tel:020 7025 6900 Fax:020 7493 4254
REGIS HAIRDRESSERS/BEAUTI CIANS	LESLIE PERKINS (Agent) 50 NEW BOND STREET LONDON W1Y 9HA	RETAIL 900 - 1,000 sq ft	26/02/2004	MR GUY MAUDE Tel:020 7659 1110 Fax:020 7495 1955
RIGHT PRICE LTD IRONMONGERS/HARD WARE HOUSEHOLD ACCESSORIES	STILES HAROLD WILLIAMS LTD (Agent) 9 CASTLE SQUARE BRIGHTON BN1 1DZ	RETAIL 1,500 - 3,000 sq ft	16/06/2004	MR ANDY MORRISH Tel:01273 231213 Fax:01273 302436
ROBERT DYAS LTD IRONMONGERS/HARD WARE	BLAIR KIRKMAN (Agent) 12A ST GEORGE STREET LONDON W1R 0RB	RETAIL 2,000 - 3,000 sq ft	16/06/2004	MR JEREMY ELPHICK Tel:020 7409 0899 Fax:020 7629 8022
ROOSTERS CHICKEN LTD CAFE/RESTAURANT/ BAR FAST FOOD/TAKEAWAY OUTLETS	GOUGH COMMERCIAL CHARTERED SURVEYORS (Agent) 1 THREE KINGS YARD LONDON W1K 4JT	RETAIL 350 - 1,000 sq ft	22/03/2004	Mr DAVID GOUGH Tel:020 7409 1400 Fax:020 7409 1188
SANTA FE UK LTD CAFE/RESTAURANT/ BAR	MOORE HUNTER & PARTNERS (Agent) THE OLD BARREL STORE DRAYMANS LANE MARLOW SL7 2FF	RETAIL 3,000 - 6,000 sq ft	20/05/2004	Mr PETER HUNTER Tel:01628 891700 Fax:01628 891701
SCHUH LTD SHOE SHOPS	1 NEILSON SQUARE LIVINGSTON EH54 8RQ	RETAIL 3,500 - 6,000 sq ft	10/05/2004	Ms L MILLER Tel:01506 460250
SNAKES & LADDERS LEISURE/SPORTS	GERALD EVE (Agent) 7 VERE STREET LONDON W1G 0JB	RETAIL 10,000 - 20,000 sq ft	09/03/2004	Mr MARK HILLIER Tel:020 7333 6205 Fax:020 7491 1825

SOFA SOFA FURNITURE	GERALD EVE (Agent) 7 VERE STREET LONDON W1G 0JB	RETAIL 10,000 - 15,000 sq ft	17/03/2004	Mr MARK HILLIER Tel:020 7333 6205 Fax:020 7491 1825
SOFTWIDE LTD COMPUTERS & SOFTWARE	MICHAEL PEDDAR & COMPANY (Agent) 12 JOHN PRINCES STREET LONDON W1G 0NY	RETAIL 200 - 900 sq ft	19/04/2004	MR JAMES EBEL Tel:020 7629 3004 Fax:020 7491 3314
SPORTS CAFE INTERNATIONAL CAFE/RESTAURANT/BA R	DE & J LEVY (Agent) DUKE COURT 32 DUKE STREET LONDON SW1Y 6DF	RETAIL 10,000 - 15,000 sq ft	17/06/2004	Mr BEN REEVE Tel:020 7747 0152 Fax:020 7930 3028
SUPERDRUG STORES PLC CHEMISTS	MASON & PARTNERS (Agent) 6-8 MADDOX STREET LONDON W1R 9PN	RETAIL 1,500 - 6,000 sq ft	05/07/2004	Mr MIKE SMITH Tel:020 7009 1123 Fax:020 7495 2013
TILEMANIA CARPETS/FLOOR COVERING	JAMES ANDREW INTERNATIONAL LTD (Agent) 72/75 MARYLEBONE HIGH STREET LONDON W1M 3AR	RETAIL 8,000 sq ft	12/02/2004	Ms CHRISTINE BENNELL Tel:020 7224 4436 Fax:020 7486 5277
TIME MACHINE (MILTON KEYNES) LTD JEWELLERS/WATCH SELLERS	27 MARKET STREET WELLINGBOROUGH NN8 1AT	RETAIL 400 sq ft	06/02/2004	Mrs VALERIE WILSON Tel:01933 275688
TJ HUGHES PLC DEPARTMENT STORES	HUGHES HOUSE LONDON ROAD LIVERPOOL L3 8JA	RETAIL 25,000 - 150,000 sq ft	21/05/2004	Mr RICHARD FOGGIN Tel:0151 207 8803
TK MAXX VARIETY/DISCOUNT STORES	MORGAN WILLIAMS (Agent) 45 MADDOX STREET LONDON W1S 2PE	RETAIL 20,000 - 30,000 sq ft	25/06/2004	MR GEOFFREY PHILLIPS Tel:020 7493 4455 Fax:020 7499 7643
TOPPS TILES PLC CARPETS/FLOOR COVERING BATHROOMS	LOMBARD WALL LONDON SE7 7SW	RETAIL 4,000 - 8,000 sq ft	24/06/2004	Mr DANIEL LITTLE Tel:020 8269 1900
TOTALLY MOBILE MOBILE PHONES	MASON OWEN & PARTNERS (Agent) 46 JAMES STREET LONDON W1M 5HN	RETAIL 1,500 - 2,500 sq ft	27/02/2004	Mr STEPHEN WRATHER Tel:020 7224 4141 Fax:020 7224 4121

TOY STOP GAMES & TOYS	ROBERT BEBINGTON & CO (Agent) 76 NEW BOND STREET LONDON W1Y 9DB	RETAIL 2,000 - 2,500 sq ft	26/02/2004	MR ROBERT BEBINGTON Tel:020 7493 5551 Fax:020 7493 5527
TOYS 'R' US LTD GAMES & TOYS	LODGE FARM DISTRIBUTION CENTRE RICHARDSON WAY ANSTY CV2 2TA	RETAIL 33,500 sq ft	12/02/2004	Mr GRAHAM SMITH Tel:024 76 616006
TRAVEL INN HOTELS	WHITBREAD GROUP PLC (Agent) OAKLEY HOUSE OAKLEY ROAD LUTON LU4 9QH	RETAIL 50,000 sq ft	29/06/2004	Mr ROBERT RYAN Tel:01582 422022 Fax:01582 405680
USC GROUP PLC MEN'S WEAR	COLIN WHITELAW CONSULTING (Agent) 75 BOTHWELL STREET GLASGOW G2 6TS	RETAIL 4,000 - 6,000 sq ft	09/06/2004	Mr COLIN WHITELAW Tel:0141 243 2418
WHISTLES LTD WOMEN'S WEAR	CWM (Agent) 16 OLD BOND STREET LONDON W1S 4PS	RETAIL 1,200 - 2,500 sq ft	24/02/2004	Ms OLIVIA JACKSON Tel:020 7493 5655 Fax:020 7493 5665
WORKS PUBLISHERS OUTLET (THE) BOOKSELLERS	LAMBERT SMITH HAMPTON (Agent) 35 NEWHALL STREET BIRMINGHAM B3 3PJ	RETAIL 1,500 - 2,500 sq ft	16/03/2004	Mr NICK ROUND Tel:0121 237 2362 Fax:0121 233 1623
ZARA UK LTD CLOTHING	HARPER DENNIS HOBBS (Agent) 15-16 NEW BURLINGTON STREET LONDON W1X 1FF	RETAIL 10,700 - 16,150 sq ft	25/06/2004	Mr DAVID HARPER Tel:020 7025 6900 Fax:020 7493 4254
ZOOM THE LOOM LTD HOUSEHOLD ACCESSORIES	GORSLAR HEATH (Agent) 75 NEW BOND STREET LONDON W1S 1RU	RETAIL 1,200 - 10,000 sq ft	17/03/2004	MR ANTON P GORSLAR Tel:020 7499 6500 Fax:020 7495 0534

KINGSTON UPON THAMES, RETAILER REQUIREMENTS (CONTINUED)

Company Name	Address	Requirement	Date	Contact
ART PICTURE FRAMING	SMITH PRICE (Agent) 299 OXFORD STREET LONDON W1C 2DZ	RETAIL 600 - 1,200 sq ft	19/02/2004	Mr JOHN MORTIMER Tel:020 7409 2100 Fax:020 7318 5757
AS NATURE INTENDED LTD ECO PRODUCTS STORES FOOD	MASON & PARTNERS (Agent) 6-8 MADDOX STREET LONDON W1R 9PN	RETAIL 2,500 - 4,000 sq ft	26/04/2004	Mr OLLIE JORDON Tel:020 7495 1971 Fax:020 7495 2013
ATLANTIC FASHIONS LTD WOMEN'S WEAR	STEPHEN MATTHEWS PROPERTY CONSULTANTS LTD (Agent) 38 SOUTH MOLTON STREET LONDON W1Y 1HA	RETAIL 2,000 - 7,000 sq ft	25/06/2004	Mr STEPHEN FIXMAN Tel:020 7529 5510 Fax:020 7629 5030
BAGEL NATION FAST FOOD/TAKEAWAY OUTLETS	JOHNSON FELLOWS & CO (Agent) KING EDWARD HOUSE NEW STREET BIRMINGHAM B2 4QJ	RETAIL 350 - 800 sq ft	16/02/2004	Mr CHRIS GASKELL Tel:0121 634 2222 Fax:0121 643 6407
BASILICO FAST FOOD/TAKEAWAY OUTLETS	TOWNSENDS ESTATE AGENTS (Agent) CHERTSEY BOULEVARD BEAUMONT HOUSE HANWORTH LANE CHERTSEY	RETAIL 750 - 1,200 sq ft	08/06/2004	Mr JAY WARD Tel:01932 736556 Fax:01932 736597
BASILICO FAST FOOD/TAKEAWAY OUTLETS	EREIRA MENDOZA & CO (Agent) 25 QUEEN ANNE STREET LONDON W1M 9FB	RETAIL 750 - 1,200 sq ft	08/06/2004	MR ALEXANDER REUBEN Tel:020 7436 7090 Fax:020 7436 4200
BASILICO FAST FOOD/TAKEAWAY OUTLETS	EREIRA MENDOZA & CO (Agent) 25 QUEEN ANNE STREET LONDON W1M 9FB	RETAIL 800 - 2,000 sq ft	19/05/2004	MR ALEXANDER REUBEN Tel:020 7436 7090 Fax:020 7436 4200
BEN & JERRYS FAST FOOD/TAKEAWAY OUTLETS	KNIGHT FRANK (Agent) 20 HANOVER SQUARE LONDON W1S 1HZ	RETAIL 250 - 600 sq ft	23/03/2004	Mr MATTHEW HOWARD Tel:020 7861 1695 Fax:020 7499 9248
BETWEEN THE LINES LTD	REID ROSE GREGORY (Agent)	RETAIL 900 - 1,400 sq ft	23/03/2004	MR MALCOLM REID Tel:020 7493 4242

GIFT SHOPS/FANCY GOODS NEWSAGENT/CARDS/S TATIONER	17 WOODSTOCK STREET LONDON W1R 1HE			Fax:020 7493 3069
BO CONCEPT FURNITURE	HAMMOND PHILLIPS (Agent) 5A PORTMAN SQUARE LONDON W1H 0BU	RETAIL 8,000 - 14,000 sq ft	24/06/2004	MR JOHN LANE Tel:020 7309 2375 Fax:020 7935 6632
BURGER KING (UK) LTD FAST FOOD/TAKEAWAY OUTLETS	HAMMOND PHILLIPS (Agent) 5A PORTMAN SQUARE LONDON W1H 0BU	RETAIL 750 - 1,500 sq ft	24/06/2004	Mr MOSTAFA SBITRI Tel:020 7309 3689 Fax:020 7935 6632
CORNISH OGGY OGGY PASTY COMPANY (THE) CAFE/RESTAURANT/BA R	TAYLOR SON & CREBER (Agent) 6 MANNAMEAD ROAD PLYMOUTH PL4 7AA	RETAIL 500 - 2,000 sq ft	19/04/2004	Mr NICK WHEELDON Tel:01752 202035 Fax:01752 204330
COTTON TRADERS (HOLDINGS) LTD CLOTHING MAIL ORDER	HARPER DENNIS HOBBS (Agent) 15-16 NEW BURLINGTON STREET LONDON W1X 1FF	RETAIL 2,200 sq ft	18/05/2004	Mr DAVID PURSLOW Tel:020 7025 6900 Fax:020 7439 4254
CULPEPER LTD SERVICE/SPECIALIST	BOLTON BIRCH (Agent) SHIPGATE HOUSE 2-4 SHIPGATE STREET CHESTER CH1 1RT	RETAIL 400 - 1,000 sq ft	31/03/2004	Mr RICHARD BOLTON Tel:01244 311 681 Fax:01244 344 090
DE MONTFORT FINE ART LTD PUBLISHING	THOMAS DAVIDSON & PARTNERS (Agent) CARRINGTON HOUSE 126/130 REGENT STREET LONDON W1B 5SE	RETAIL 800 - 2,000 sq ft	10/06/2004	MR JON PUDDIFANT Tel:020 7734 3443 Fax:020 7734 6833
DEICHMANN-SHOES UK LTD SHOE SHOPS	RMG RETAIL (Agent) 170 FINCHLEY ROAD LONDON NW3 6BP	RETAIL 2,500 - 4,000 sq ft	29/06/2004	Mr RICHARD GERRY Tel:020 8747 2077
ESPORTA HEALTH & FITNESS CLUBS LEISURE/SPORTS	CHRISTIE & CO (Agent) WINDSOR HOUSE 50 VICTORIA STREET LONDON SW1H 0EQ	RETAIL 60,000 sq ft	09/02/2004	Mr LAWRENCE TELFORD Tel:020 7227 0764 Fax:020 7227 0702
EXPLORE LEARNING SERVICE/SPECIALIST	GRAHAM STEPHENS & CO (Agent)	RETAIL 1,000 - 1,500 sq ft	10/06/2004	Mr STEPHEN BENJAMIN Tel:0207 935 7635

	3-5 DUKE STREET LONDON W1U 3ED			Fax:020 7935 4635
FINE BURGER CO CAFE/RESTAURANT/ BAR	DAVIS COFFER LYONS (Agent) 52 PORTLAND PLACE LONDON W1B 1NN	RETAIL 1,000 - 1,500 sq ft	24/02/2004	Mr BRANDON ELMON Tel:020 7299 0700 Fax:020 7299 0710
FRANK CLOTHING	STEPHEN KANE & CO (Agent) 61 QUEEN ANNE STREET LONDON W1M 0HH	RETAIL 850 - 1,000 sq ft	15/06/2004	MR PHILIP BELL Tel:020 7224 0101 Fax:020 7224 0406
GNC HEALTH SHOPS LTD HEALTH FOODS	KING STURGE (Agent) 7 STRATFORD PLACE LONDON W1N 9AE	RETAIL 1,000 - 1,500 sq ft	30/03/2004	MR PAUL FAULKNER Tel:020 7318 4314 Fax:020 7493 3581
GOURMET JOES NEW YORK PRETZEL CO BAKERS	HARPER DENNIS HOBBS (Agent) 15-16 NEW BURLINGTON STREET LONDON W1X 1FF	RETAIL 100 - 600 sq ft	10/06/2004	Mr ADAM ROBINSON Tel:020 7025 6900 Fax:020 7493 4264
GREGGS PLC BAKERS	STEPHEN KANE & CO (Agent) 61 QUEEN ANNE STREET LONDON W1M 0HH	RETAIL 800 - 1,800 sq ft	14/06/2004	MR ROBIN BURN Tel:020 7224 0101 Fax:020 7224 0406
JANE SHILTON PLC LUGGAGE/ACCESSORI ES SHOE SHOPS	ASHLEY PHILLIPS SELWYN (Agent) 49 MADDOX STREET LONDON W1S 2PG	RETAIL 700 sq ft	29/06/2004	Mr MARK SMITH Tel:020 7499 2166 Fax:020 7499 2189
JESSOP PHOTO CENTRES PHOTOGRAPHIC EQUIPMENT PHOTO PROCESSING/PRINTIN G	JOHNSON FELLOWS & CO (Agent) KING EDWARD HOUSE NEW STREET BIRMINGHAM B2 4QJ	RETAIL 750 - 1,250 sq ft	12/02/2004	Mr ANDREW HEANEY Tel:0121 634 9337 Fax:0121 643 6407
JOHN R FOX JEWELLERS JEWELLERS/WATCH SELLERS	STEPHEN KANE & CO (Agent) 61 QUEEN ANNE STREET LONDON W1M 0HH	RETAIL 300 - 600 sq ft	25/06/2004	MR THOMAS NULTY Tel:020 7224 0101 Fax:020 7224 0406
JUMBUCKS FRANCHISING UK LTD CAFE/RESTAURANT/ BAR	SIBBETT GREGORY (Agent) NORTH STREET POOLE	RETAIL 450 - 1,000 sq ft	15/06/2004	Mr STEPHEN COLES Tel:01202 661177 Fax:01202 665435

BH15 1NX

KFC (GB) LTD FAST FOOD/TAKEAWAY OUTLETS	DALGLEISH & CO LTD (Agent) 80 NEW BOND STREET LONDON W1Y 9DB	RETAIL 1,750 - 5,000 sq ft	25/05/2004	Mr SAM FOYLE Tel:020 7663 5526
KURIYA CAFE/RESTAURANT/BA R	DTZ DEBENHAM TIE LEUNG (Agent) 1 CURZON STREET LONDON W1Y 7FN	RETAIL 1,000 - 3,500 sq ft	26/04/2004	Mr JAMES JACK Tel:020 7408 1161 Fax:020 7643 6000
LA TASCA RESTAURANTS LTD CAFE/RESTAURANT/BA R	DAVIS COFFER LYONS (Agent) 52 PORTLAND PLACE LONDON W1B 1NN	RETAIL 3,000 sq ft	31/03/2004	Mr ROB LUCY Tel:020 7299 0757 Fax:020 7299 0755
LA WEIGHT LOSS CENTRES LTD SERVICE/SPECIALIST	DONALDSONS (Agent) 48 WARWICK STREET LONDON W1R 5FE	RETAIL 900 - 1,200 sq ft	30/03/2004	Mr SARAH HAY Tel:020 7534 8443 Fax:020 7434 0045
LAMINATE FLOORING DIRECT LTD CARPETS/FLOOR COVERING	STILES HAROLD WILLIAMS LTD (Agent) 9 CASTLE SQUARE BRIGHTON BN1 1DZ	RETAIL 1,500 - 3,500 sq ft	16/06/2004	MR ANDY MORRISH Tel:01273 231213 Fax:01273 302436
LAPTOP SHOP (THE) COMPUTERS & SOFTWARE	HAMMOND PHILLIPS (Agent) 5A PORTMAN SQUARE LONDON W1H 0BU	RETAIL 450 - 1,000 sq ft	24/06/2004	MR JOHN LANE Tel:020 7309 2375 Fax:020 7935 6632
LOVE JUICE LTD CAFE/RESTAURANT/BA R	HAMMOND PHILLIPS (Agent) 5A PORTMAN SQUARE LONDON W1H 0BU	RETAIL 100 - 200 sq ft	24/06/2004	Mr MOSTAFA SBITRI Tel:020 7309 3689 Fax:020 7935 6632
MASSIMO DUTTI UK LTD CLOTHING	HARPER DENNIS HOBBS (Agent) 15-16 NEW BURLINGTON STREET LONDON W1X 1FF	RETAIL 300 - 500 sq ft	25/06/2004	Mr DAVID HARPER Tel:020 7025 6900 Fax:020 7493 4254
MATALAN RETAIL LTD CLOTHING HOUSEHOLD ACCESSORIES HOUSEHOLD LINENS	STEPHEN SMART & CO (Agent) 11 ARGYLL STREET LONDON	RETAIL 30,000 - 40,000 sq ft	22/03/2004	Mr STEPHEN SMART Tel:020 7434 3353 Fax:020 7494 0191

W1V 1AB				
MEXX LTD MEN'S WEAR	HAMMOND PHILLIPS (Agent) 5A PORTMAN SQUARE LONDON W1H 0BU	RETAIL 3,500 - 8,000 sq ft	24/06/2004	MR JOHN LANE Tel:020 7309 2375 Fax:020 7935 6632
MFI FURNITURE GROUP PLC FURNITURE	PARISH DEAN PARTNERSHIP (Agent) 51 CHARLES STREET LONDON W1X 7PA	RETAIL 3,500 - 4,000 sq ft	29/06/2004	Mr IAN PARISH Tel:020 7355 0900 Fax:020 7629 0032
MORADA INTERNATIONAL LTD DRESS & FURNISHING FABRICS HOMEWARE	DALGLEISH & CO LTD (Agent) 80 NEW BOND STREET LONDON W1Y 9DB	RETAIL 1,700 - 2,500 sq ft	27/02/2004	Mr SAM FOYLE Tel:020 7663 5526
NIKE (UK) LTD SHOE SHOPS SPORTS & LEISURE WEAR	KING STURGE (Agent) 7 STRATFORD PLACE LONDON W1N 9AE	RETAIL 2,000 - 6,000 sq ft	12/05/2004	Mr MIKE CRUMP Tel:020 7529 6860 Fax:020 7409 1612
OCEAN HOMEWARE	GERALD EVE (Agent) 7 VERE STREET LONDON W1G 0JB	RETAIL 2,500 - 4,000 sq ft	07/06/2004	Mr MARK HILLIER Tel:020 7333 6205 Fax:020 7491 1825
OCEAN HOMEWARE	RETAIL VARIATIONS PLC (Agent) WINDRUSH HOUSE WINDRUSH PARK ROAD WITNEY OX29 7DX	RETAIL 2,500 - 3,500 sq ft	21/05/2004	Mr SY GREIRSON Tel:01993 770500 Fax:01993 776490
OGGY OGGY PASTY CO LTD BAKERS	TAYLOR SON & CREBER (Agent) 6 MANNAMAD ROAD PLYMOUTH PL4 7AA	RETAIL 350 - 750 sq ft	05/07/2004	Mr NICK WHEELDON Tel:01752 202035 Fax:01752 204330
OIL & VINEGAR GIFT SHOPS/FANCY GOODS	SISIM (UK) LTD (Agent) 16 ORCHARD STREET BRISTOL BS1 5DX	RETAIL 800 - 2,000 sq ft	15/06/2004	Mr MARTIN BLOOM Tel:0117 930 4536 Fax:0117 925 1809
OUTBACK STEAKHOUSE (UK) LTD CAFE/RESTAURANT/BA R	ADLERS (Agent) 85 WIMPOLE STREET LONDON W1M 8AJ	RETAIL 4,000 - 6,000 sq ft	21/04/2004	MR PAUL DAVISON Tel:020 7224 2244 Fax:020 7486 8948

PAXTON & WHITFIELD LTD FOOD	JONES LANG LASALLE (Agent) 22 HANOVER SQUARE LONDON W1A 2BN	RETAIL 800 - 1,200 sq ft	28/06/2004	Mr STEVE MORGAN Tel:020 7852 4623 Fax:020 7399 5667
PIZZA HUT (UK) LTD CAFE/RESTAURANT/BA R	BRIANT CHAMPION LONG LTD (Agent) NUFFIELD HOUSE 41-46 PICCADILLY LONDON W1V 9AJ	RETAIL 650 - 1,200 sq ft	02/07/2004	Mr MARK PHILLIPSON Tel:020 7434 7101 Fax:020 7287 6366
PRICELESS SHOES LTD SHOE SHOPS	DALGLEISH & CO LTD (Agent) 80 NEW BOND STREET LONDON W1Y 9DB	RETAIL 1,500 - 2,000 sq ft	27/02/2004	Mr JAMES RAYNER Tel:020 7663 5574 Fax:020 7491 0098
REAL BURGER WORLD CAFE/RESTAURANT/BA R	ANGERMANN GODDARD & LOYD (Agent) 26-28 MOUNT ROW LONDON W1K 3SQ	RETAIL 1,500 - 2,000 sq ft	09/06/2004	Mr MARK TALBOT Tel:020 7465 5125 Fax:020 7493 1029
ROOSTERS CHICKEN LTD CAFE/RESTAURANT/BA R FAST FOOD/TAKEAWAY OUTLETS	BRASIER HARRIS (Agent) 49 CLARENDON ROAD WATFORD WD1 1HP	RETAIL 500 - 1,500 sq ft	30/03/2004	Mr MARK SEGAL Tel:01923 205515 Fax:01923 236605
SAKS HAIR (HOLDINGS) LTD HAIRDRESSERS/BEAU TICIANS	EMMERSON BRETT STREETS SURVEYORS LTD (Agent) 42A MEDORA ROAD ROMFORD RM7 7ET	RETAIL 800 - 2,000 sq ft	20/05/2004	Mr RICHARD EMMERSON Tel:01708 784150 Fax:01708 784152
SECRETS SHHH...LTD JEWELLERS/WATCH SELLERS	KNIGHT FRANK (Agent) 20 HANOVER SQUARE LONDON W1S 1HZ	RETAIL 250 - 700 sq ft	23/03/2004	Mr JAYNE ADAMS Tel:020 7861 1223
SPUR RESTAURANTS LTD CAFE/RESTAURANT/BA R	HAMMOND PHILLIPS (Agent) 5A PORTMAN SQUARE LONDON W1H 0BU	RETAIL 1,000 sq ft	24/06/2004	MR JOHN LANE Tel:020 7309 2375 Fax:020 7935 6632
STRADA CAFE/RESTAURANT/BA R	SHELLEY SANDZER (Agent) 12 QUEEN ANNE STREET LONDON W1M 0AU	RETAIL 1,800 - 3,500 sq ft	24/02/2004	MR NICHOLAS WEIR Tel:020 7580 3366 Fax:020 7580 3399

SUBWAY FAST FOOD/TAKEAWAY OUTLETS	STILES HAROLD WILLIAMS LTD (Agent) 6 BABMAES STREET LONDON SW1Y 6HD	RETAIL 300 - 1,300 sq ft	12/05/2004	Mr NIGEL EVANS Tel:020 7389 1504 Fax:020 7389 1529
TIGER TIGER LTD CAFE/RESTAURANT/BA R	URBIUM PLC (Agent) VERNON HOUSE 40 SHAFTESBURY AVENUE LONDON W1V 7DD	RETAIL 20,000 - 25,000 sq ft	15/06/2004	Mr SIMON WILLIETS Tel:020 7534 5507
TIME RESTAURANTS LTD CAFE/RESTAURANT/BA R	STILES HAROLD WILLIAMS LTD (Agent) 9 CASTLE SQUARE BRIGHTON BN1 1DZ	RETAIL 1,200 - 2,000 sq ft	16/06/2004	MR ANDY MORRISH Tel:01273 231213 Fax:01273 302436
TONI & GUY OPTICIANS LTD OPTICIANS	DAVID MENZIES ASSOCIATES (Agent) 6-8 MADDOX STREET LONDON W1R 9PN	RETAIL 750 - 1,000 sq ft	26/04/2004	Mr WARREN DOMB Tel:020 7491 7777 Fax:020 7493 3135
TOPSY TURVY WORLD SERVICE/SPECIALIST	LESLIE PERKINS (Agent) 50 NEW BOND STREET LONDON W1Y 9HA	RETAIL 10,000 - 15,000 sq ft	16/02/2004	MR IAN GARNHAM Tel:020 7659 1133 Fax:020 7495 1955
UPPER CRUST (THE) BAKERS	DAVIS COFFER LYONS (Agent) 52 PORTLAND PLACE LONDON W1B 1NN	RETAIL 750 - 1,500 sq ft	14/06/2004	Mr ROB LUCY Tel:020 7299 0757 Fax:020 7299 0755
VAN HEUSEN COMPANY LTD MEN'S WEAR	REESDENTON LTD (Agent) GOODBARD HOUSE 15 INFIRMARY STREET LEEDS LS1 2JS	RETAIL 800 - 1,000 sq ft	03/03/2004	Mr RICHARD ABBISS Tel:0113 207 1297
VIRGIN BRIDE LTD BRIDAL WEAR	DTZ DEBENHAM TIE LEUNG (Agent) 1 CURZON STREET LONDON W1Y 7FN	RETAIL 1,500 - 3,000 sq ft	05/07/2004	Mr JAMES JACK Tel:020 7408 1161 Fax:020 7643 6000
WAREHOUSE GROUP LTD WOMEN'S WEAR	RUBICON RETAIL LTD (Agent) 19-22 RATHBONE PLACE LONDON W1T 1HY	RETAIL 1,500 - 2,500 sq ft	18/05/2004	Mr MARK WOODRUFF Tel:020 7580 0515

WARREN JAMES
(JEWELLERS) LTD
JEWELLERS/WATCH
SELLERS

BRASIER HARRIS
(Agent)
49 CLARENDON ROAD
WATFORD
WD1 1HP

RETAIL
600 - 1,000 sq ft

18/02/2004

Mr ANTHONY APPLEBY
Tel:01923 205508
Fax:01923 210810

YATES GROUP PLC
PUBLIC HOUSES

LICENSED PROPERTY
PROJECTS
(Agent)
113 STATION ROAD
HAMPTON
TW12 2AL

RETAIL
6,000 - 7,000 sq ft

30/06/2004

Mr KEVIN RICE
Tel:020 8255 5001
Fax:020 8255 5002

YO SUSHI LTD
CAFE/RESTAURANT/BA
R

DTZ DEBENHAM TIE
LEUNG
(Agent)
1 CURZON STREET
LONDON
W1Y 7FN

RETAIL
1,000 - 2,500 sq ft

08/06/2004

Mr JAMES JACK
Tel:020 7408 1161
Fax:020 7643 6000

LEATHERHEAD, RETAILER REQUIREMENTS

Company Name	Address	Requirement	Date	Contact
ALDI STORES LTD SUPERMARKETS	HOLLY LANE ATHERSTONE	RETAIL	12/02/2004	Mr RICHARD KITCHING Tel:01245 215009
ARGOS LTD VARIETY/DISCOUNT STORES	AVEBURY 489/499 AVEBURY BOULEVARD MILTON KEYNES	RETAIL 10,000 - 16,000 sq ft	12/02/2004	Mr ANDREW MANGER Tel:01908 600439
BASILICO FAST FOOD/TAKEAWAY OUTLETS	TOWNSENDS ESTATE AGENTS (Agent) CHERTSEY BOULEVARD BEAUMONT HOUSE HANWORTH LANE CHERTSEY	RETAIL 750 - 1,200 sq ft	08/06/2004	Mr JAY WARD Tel:01932 736556 Fax:01932 736597
BASILICO FAST FOOD/TAKEAWAY OUTLETS	EREIRA MENDOZA & CO (Agent) 25 QUEEN ANNE STREET LONDON W1M 9FB	RETAIL 750 - 1,200 sq ft	08/06/2004	MR ALEXANDER REUBEN Tel:020 7436 7090 Fax:020 7436 4200
BON MARCHE LTD WOMEN'S WEAR	COLLIERS CRE (Agent) 9 MARYLEBONE LANE LONDON W1M 6HL	RETAIL 2,500 - 4,000 sq ft	08/06/2004	Ms CAROLINE WALLACE Tel:020 7344 6537 Fax:020 7409 3124
BRITISH HEART FOUNDATION CHARITY SHOPS FURNITURE ELECTRICAL/DURABLE GOODS CLOTHING	CROWN HOUSE CHURCH ROAD CLAYGATE KT10 0JP	RETAIL 600 - 3,000 sq ft	21/04/2004	Mr CHRISTOPHER BESANT Tel:01372 477300
CARPHONE WAREHOUSE GROUP PLC (THE) MOBILE PHONES	BRIANT CHAMPION LONG LTD (Agent) NUFFIELD HOUSE 41-46 PICCADILLY LONDON W1V 9AJ	RETAIL 1,000 - 2,000 sq ft	10/06/2004	Mr DAN SIMMS Tel:020 7434 7106 Fax:020 7287 6366
DAVID LLOYD LEISURE LTD LEISURE/SPORTS	WHITBREAD GROUP PLC (Agent) WHITBREAD COURT PORZ AVENUE DUNSTABLE LU5 5XE	RETAIL	25/05/2004	The PROPERTY DEPARTMENT Tel:01582 888892 Fax:01582 888909
GREGGS PLC BAKERS	STEPHEN KANE & CO (Agent) 61 QUEEN ANNE STREET LONDON W1M 0HH	RETAIL 800 - 1,800 sq ft	14/06/2004	MR ROBIN BURN Tel:020 7224 0101 Fax:020 7224 0406

HALFORDS LTD MOTOR ACCESSORIES	ICKNIELD STREET DRIVE WASHFORD WEST REDDITCH	RETAIL 7,000 - 10,000 sq ft	12/02/2004	MR RICHARD NIXON Tel:01527 513001
KFC (GB) LTD FAST FOOD/TAKEAWAY OUTLETS	DALGLEISH & CO LTD (Agent) 80 NEW BOND STREET LONDON W1Y 9DB	RETAIL 1,750 - 5,000 sq ft	25/05/2004	Mr DAN CLARKE Tel:020 7663 5555 Fax:020 7491 0098
LAITHWAITES OFF LICENCES/LIQUOR	CUSHMAN & WAKEFIELD HEALEY & BAKER (Agent) 43-45 PORTMAN SQUARE LONDON W1H 0AB	RETAIL 2,500 - 5,000 sq ft	25/05/2004	Mr RICHARD WARD Tel:020 7152 5662 Fax:020 7152 5360
LAURA ASHLEY HOLDINGS PLC CLOTHING HOUSEHOLD LINENS	SAPER HALL (Agent) 49 CLARENDON ROAD WATFORD WD1 1HP	RETAIL 3,000 - 5,000 sq ft	08/06/2004	Mr IAN HALL Tel:01923 205 281 Fax:01923 205 281
MAJESTIC WINE WAREHOUSES LTD OFF LICENCES/LIQUOR	RAPLEYS (Agent) GODWIN HOUSE GEORGE STREET HUNTINGDON PE29 3ND	RETAIL 2,000 - 5,000 sq ft	18/05/2004	MR MIKE PEARCE Tel:01480 457371 Fax:01480 433070
PETS AT HOME LTD PET SHOPS	ASHWELL ROGERS (Agent) 33 CORK STREET LONDON W1X 1HB	RETAIL 4,000 - 10,000 sq ft	18/06/2004	MR DAVID ENGLAND Tel:020 7734 6299 Fax:020 7734 6233
PIZZA HUT (UK) LTD CAFE/RESTAURANT/BA R	BRIANT CHAMPION LONG LTD (Agent) 17/18 OLD BOND STREET LONDON W1X 4JJ	RETAIL	02/07/2004	MR MARK PHILLIPSON Tel:020 7647 6906 Fax:020 7734 1181
POWERPLAY DIRECT LTD VIDEO/HI- FI/AUDIOVISUAL	STILES HAROLD WILLIAMS LTD (Agent) 6 BABMAES STREET LONDON SW1Y 6HD	RETAIL 1,000 - 3,000 sq ft	31/03/2004	Mr NIGEL EVANS Tel:020 7389 1504 Fax:020 7389 1529
PRICELESS SHOES LTD SHOE SHOPS	DALGLEISH & CO LTD (Agent) 80 NEW BOND STREET LONDON W1Y 9DB	RETAIL 1,500 - 2,000 sq ft	20/02/2004	Mr STEWART DEERING Tel:020 7663 5566 Fax:020 7663 5555
RIGHT PRICE LTD IRONMONGERS/HARD WARE	STILES HAROLD WILLIAMS LTD (Agent)	RETAIL 1,500 - 3,000 sq ft	16/06/2004	MR ANDY MORRISH Tel:01273 231213 Fax:01273 302436

HOUSEHOLD ACCESSORIES	9 CASTLE SQUARE BRIGHTON BN1 1DZ			
ROOSTERS CHICKEN LTD CAFE/RESTAURANT/BA R FAST FOOD/TAKEAWAY OUTLETS	GOUGH COMMERCIAL CHARTERED SURVEYORS (Agent) 1 THREE KINGS YARD LONDON W1K 4JT	RETAIL 350 - 1,000 sq ft	22/03/2004	Mr DAVID GOUGH Tel:020 7409 1400 Fax:020 7409 1188
SAKS HAIR (HOLDINGS) LTD HAIRDRESSERS/BEAUT ICIANS	THOMAS STEVENSON (Agent) 26 COLLEGE SQUARE STOKESLEY TS9 5DN	RETAIL 1,000 sq ft	28/05/2004	Mr PAUL STEVENSON Tel:01642 713303 Fax:01642 711177
SOFA SOFA FURNITURE	GERALD EVE (Agent) 7 VERE STREET LONDON W1G 0JB	RETAIL 10,000 - 15,000 sq ft	17/03/2004	Mr MARK HILLIER Tel:020 7333 6205 Fax:020 7491 1825
TGI FRIDAY LTD CAFE/RESTAURANT/BA R	KING STURGE (Agent) CAPITOL HOUSE RUSSELL STREET LEEDS LS1 5SP	RETAIL 3,500 sq ft	28/06/2004	Mr ADAM MOBLEY Tel:0113 235 5245 Fax:0113 242 1404
TRAVEL INN HOTELS	WHITBREAD GROUP PLC (Agent) OAKLEY HOUSE OAKLEY ROAD LUTON LU4 9QH	RETAIL	29/06/2004	Mr ROBERT RYAN Tel:01582 422022 Fax:01582 405680
TRAVEL INN HOTELS	WHITBREAD GROUP PLC (Agent) OAKLEY HOUSE OAKLEY ROAD LUTON LU4 9QH	RETAIL	29/06/2004	Mr ROBERT RYAN Tel:01582 422022 Fax:01582 405680

STAINES, RETAILER REQUIREMENTS

Company Name	Address	Requirement	Date	Contact
99P STORES VARIETY/DISCOUNT STORES	PROTEUS PROPERTY CONSULTANTS LTD (Agent) MYRTLE HOUSE HAMPTON COURT ROAD HAMPTON COURT KT8 9BY	RETAIL 4,000 - 6,000 sq ft	27/02/2004	MR STUART DONNELLY Tel:020 8943 1777 Fax:020 8943 3880
AGE CONCERN CHARITY SHOPS CHARITY	STEPHEN KANE & CO (Agent) 61 QUEEN ANNE STREET LONDON W1M 0HH	RETAIL 650 - 900 sq ft	22/06/2004	MR THOMAS NULTY Tel:020 7224 0101 Fax:020 7224 0406
ALDI STORES LTD SUPERMARKETS	HOLLY LANE ATHERSTONE	RETAIL	12/02/2004	Mr RICHARD WILLIAMS Tel:01793 836 309
ARGOS LTD VARIETY/DISCOUNT STORES	AVEBURY 489/499 AVEBURY BOULEVARD MILTON KEYNES	RETAIL 10,000 - 16,000 sq ft	12/02/2004	Mr ANDREW MANGER Tel:01908 600439
ATLANTIC FASHIONS LTD WOMEN'S WEAR	STEPHEN MATTHEWS PROPERTY CONSULTANTS LTD (Agent) 38 SOUTH MOLTON STREET LONDON W1Y 1HA	RETAIL 2,000 - 7,000 sq ft	25/06/2004	Mr STEPHEN FIXMAN Tel:020 7529 5510 Fax:020 7629 5030
BASILICO FAST FOOD/TAKEAWAY OUTLETS	TOWNSENDS ESTATE AGENTS (Agent) CHERTSEY BOULEVARD BEAUMONT HOUSE HANWORTH LANE CHERTSEY	RETAIL 750 - 1,200 sq ft	08/06/2004	Mr JAY WARD Tel:01932 736556 Fax:01932 736597
BASILICO FAST FOOD/TAKEAWAY OUTLETS	EREIRA MENDOZA & CO (Agent) 25 QUEEN ANNE STREET LONDON W1M 9FB	RETAIL 750 - 1,200 sq ft	08/06/2004	MR ALEXANDER REUBEN Tel:020 7436 7090 Fax:020 7436 4200
BEST CELLARS PUBLIC HOUSES	MOORE HUNTER & PARTNERS (Agent) THE OLD BARREL STORE DRAYMANS LANE MARLOW SL7 2FF	RETAIL 3,000 sq ft	20/05/2004	Mr PETER HUNTER Tel:01628 891700 Fax:01628 891701
BIG FOOD GROUP PLC (THE) FOOD GREENGROCERS/FRUI TERERS	MASON OWEN & PARTNERS (Agent) 46 JAMES STREET	RETAIL 3,000 - 8,000 sq ft	25/06/2004	Mr STEPHEN WRATHER Tel:020 7224 4141 Fax:020 7224 4121

SUPERMARKETS FREEZER CENTRES	LONDON W1M 5HN			
CARD FACTORY NEWSAGENT/CARDS/S TATIONER	FAWLEY & BOOTH (Agent) 55 GREAT GEORGE STREET LEEDS LS1 3BN	RETAIL 1,000 - 1,400 sq ft	05/07/2004	Mr DAVID WATSON Tel:0113 234 7900 Fax:0113 245 1330
CARD WAREHOUSE LTD NEWSAGENT/CARDS/S TATIONER	BLAIR KIRKMAN (Agent) 12A ST GEORGE STREET LONDON W1R 0RB	RETAIL 1,000 - 2,500 sq ft	16/06/2004	MR ANDREW SMITH Tel:020 7409 0899 Fax:020 7629 8022
CARDFAIR LTD NEWSAGENT/CARDS/S TATIONER	BLAIR KIRKMAN (Agent) 12A ST GEORGE STREET LONDON W1R 0RB	RETAIL 1,000 - 2,500 sq ft	28/06/2004	MR ANDREW SMITH Tel:020 7409 0899 Fax:020 7629 8022
CASH CONVERTERS UK HOLDINGS PLC SERVICE/SPECIALIST	NEWAY NOTARO (Agent) 3A PRINCES PARADE GOLDERS GREEN ROAD LONDON NW11 9PS	RETAIL 750 - 1,000 sq ft	29/06/2004	Mr KEITH FRASER Tel:020 8365 2017 Fax:020 8381 4996
CHILDSPLAY DAY NURSERY LTD SERVICE/SPECIALIST	INTRINSIC (Agent) 30 BROOK STREET LONDON W1K 5DH	RETAIL 10,000 - 15,000 sq ft	12/02/2004	Mr SIMON KELLY Tel:020 7629 5658 Fax:020 7491 4593
COMPUTER SHOP LTD (THE) COMPUTERS & SOFTWARE	GVA GRIMLEY (Agent) 10 STRATTON STREET LONDON W1J 8JR	RETAIL 1,300 sq ft	29/06/2004	Mr LAKIS PAVLOU Tel:020 7911 2222 Fax:020 7911 2560
CORNISH OGGY OGGY PASTY COMPANY (THE) CAFE/RESTAURANT/BA R	TAYLOR SON & CREBER (Agent) 6 MANNAMEAD ROAD PLYMOUTH PL4 7AA	RETAIL 500 - 2,000 sq ft	19/04/2004	Mr NICK WHEELDON Tel:01752 202035 Fax:01752 204330
DEICHMANN-SHOES UK LTD SHOE SHOPS	RMG RETAIL (Agent) 170 FINCHLEY ROAD LONDON NW3 6BP	RETAIL 2,500 - 4,000 sq ft	29/06/2004	Mr RICHARD GERRY Tel:020 8747 2077
DR CHINA DENTAL/MEDICAL	GERALD EVE (Agent) 7 VERE STREET LONDON W1G 0JB	RETAIL 350 - 1,400 sq ft	05/07/2004	Mr MARK HILLIER Tel:020 7333 6205 Fax:020 7491 1825

EDINBURGH WOOLLEN MILL LTD KNITWEAR	EDINBURGH WOOLLEN MILL LTD WAVERLEY MILLS LANGHOLM DG13 0EB	RETAIL 2,000 sq ft	21/04/2004	Mr MICHAEL TIFFEN Tel:013873 82829
EISENEGGER LTD MEN'S WEAR WOMEN'S WEAR CHILDREN'S/SCHOOL WEAR	CHURSTON HEARD & CO LTD (Agent) BERKELEY SQUARE HOUSE BERKELEY SQUARE LONDON W1J 6BH	RETAIL 2,000 sq ft	22/03/2004	MR GUY GRAINGER Tel:020 7318 7824 Fax:020 7495 1339
FAITH FOOTWEAR (HOLDINGS) LTD SHOE SHOPS	BLAIR KIRKMAN (Agent) 12A ST GEORGE STREET LONDON W1R 0RB	RETAIL 1,000 - 1,200 sq ft	16/06/2004	MR NICK SYMONS Tel:020 7409 0899 Fax:020 7629 8022
FARMFOODS LTD FOOD	PETER W MARTIN (Agent) THE OLD NOEL ARMS TOP ROAD RUTLAND LE15 9AX	RETAIL 5,000 - 7,000 sq ft	15/06/2004	MR PETER MARTIN Tel:01572 822787 Fax:01572 822785
FORMULA ONE AUTO CENTRES LTD VEHICULAR	CRIBB & ASSOCIATES (Agent) 57 BROOK STREET RAUNDS NN9 6LL	RETAIL 5,000 - 10,000 sq ft	10/05/2004	Mr A B JAMES Tel:01933 622611 Fax:01933 460836
FORNO VIVO LTD CAFE/RESTAURANT/BA R	FREETH MELHUISE (Agent) GATE HOUSE FRETHERNE ROAD WELWYN GARDEN CITY AL8 6NS	RETAIL 3,500 - 5,000 sq ft	29/06/2004	Mr JAMES OLIVER Tel:01707 392080 Fax:01707 392088
FRANKIE & BENNY'S CAFE/RESTAURANT/BA R	CB RICHARD ELLIS (Agent) KINGSLEY HOUSE 1A WIMPOLE STREET LONDON W1M 7AA	RETAIL 3,500 - 4,400 sq ft	28/04/2004	Mr GAVIN ROWLANDS Tel:020 7182 2000
GAMESTATION LTD COMPUTERS & SOFTWARE GAMES & TOYS	EDWARDS HARDWICK & PARTNERS (Agent) CLIFTON HEIGHTS TRIANGLE WEST CLIFTON BS8 1EJ	RETAIL 700 - 1,200 sq ft	25/06/2004	MR STUART WILLIAMS Tel:0117 9221222 Fax:0117 9225722
HALF PRICE JEWELLERS JEWELLERS/WATCH SELLERS	WRIGHT SILVERWOOD (Agent) 77 FRANCIS ROAD BIRMINGHAM B16 8SP	RETAIL 800 - 1,200 sq ft	24/06/2004	Mr ANDREW SILVERWOOD Tel:0121 454 4004 Fax:0121 454 4007

HAMMONDS FURNITURE LTD FURNITURE	NUTTS LANE HINCKLEY LE10 3EJ	RETAIL 800 - 5,000 sq ft	12/02/2004	Mr R BENTLEY Tel:01455 623248
HEADMASTERS HAIRDRESSERS/BEAUT ICIANS	BRIANT CHAMPION LONG LTD (Agent) NUFFIELD HOUSE 41-46 PICCADILLY LONDON W1V 9AJ	RETAIL 1,000 - 2,000 sq ft	28/06/2004	Mr PAUL SOUBER Tel:020 7434 7102 Fax:020 7287 6366
HEARING HEALTH (UK) LTD SERVICE/SPECIALIST DENTAL/MEDICAL	ROBERT PINKUS & CO (Agent) NAVIGATION WAY PRESTON PR2 2YP	RETAIL 800 - 1,000 sq ft	26/04/2004	Ms CLAIRE ECCLESTON Tel:01772 766688 Fax:01772 760066
ICELAND FOODS PLC SUPERMARKET	MASON OWEN & PARTNERS (Agent) 46 JAMES STREET LONDON W1M 5HN	RETAIL 3,000 sq ft	02/07/2004	Mr STEPHEN WRATHER Tel:020 7224 4141 Fax:020 7224 4121
KFC (GB) LTD FAST FOOD/TAKEAWAY OUTLETS	DALGLEISH & CO LTD (Agent) 80 NEW BOND STREET LONDON W1Y 9DB	RETAIL 1,750 - 5,000 sq ft	25/05/2004	Mr SAM FOYLE Tel:020 7663 5526
KIDS INC SERVICE/SPECIALIST	CHASE & PARTNERS (Agent) 20 REGENT STREET LONDON SW1Y 4PH	RETAIL 10,000 sq ft	16/06/2004	Mr ANGUS MACLEAN Tel:020 7389 9469
KLICK PHOTOPOINT LTD PHOTO PROCESSING/PRINTIN G	TUSHINGHAM MOORE (Agent) ACRESFIELD 8 EXCHANGE STREET MANCHESTER M2 7HA	RETAIL 500 - 800 sq ft	05/02/2004	Mr JONATHAN NETLEY Tel:0161 833 1197 Fax:0161 833 1630
KRISP CLOTHING CO LTD WOMEN'S WEAR	SIMPSON WILKS (Agent) 2-4 MADDOX STREET LONDON W1R 9PN	RETAIL 1,000 - 1,500 sq ft	21/04/2004	Mr TOBY WILKS Tel:020 7495 1227 Fax:020 7495 1226
LA TASCA RESTAURANTS LTD CAFE/RESTAURANT/BA R	BRADY (Agent) ALLIANCE HOUSE 30 CROSS STREET MANCHESTER M2 7AQ	RETAIL 2,500 - 4,500 sq ft	16/06/2004	MR JOHN BRADY Tel:0161 839 1213 Fax:0161 839 1046
LAKELAND LTD HOUSEHOLD ACCESSORIES	HARMER RAY HOFFBRAND (Agent) 18 DERING STREET	RETAIL 4,000 - 6,000 sq ft	12/05/2004	MR ANDREW HOFFBRAND Tel:020 7499 5399 Fax:020 7409 1004

	LONDON W1S 1AQ			
LAMINATE FLOORING DIRECT LTD CARPETS/FLOOR COVERING	STILES HAROLD WILLIAMS LTD (Agent) 9 CASTLE SQUARE BRIGHTON BN1 1DZ	RETAIL 1,500 - 3,500 sq ft	16/06/2004	MR ANDY MORRISH Tel:01273 231213 Fax:01273 302436
LINENS DIRECT LTD HOUSEHOLD LINENS	BRASIER HARRIS (Agent) 49 CLARENDON ROAD WATFORD WD1 1HP	RETAIL 2,400 - 4,000 sq ft	17/02/2004	Mr RUSSELL JERRARD Tel:01923 205513 Fax:01923 236605
MAJESTIC WINE WAREHOUSES LTD OFF LICENCES/LIQUOR	RAPLEYS (Agent) GODWIN HOUSE GEORGE STREET HUNTINGDON PE29 3ND	RETAIL 2,000 - 5,000 sq ft	18/05/2004	MR MIKE PEARCE Tel:01480 457371 Fax:01480 433070
NATIONWIDE AUTOCENTRES LTD VEHICULAR	CRIBB & ASSOCIATES (Agent) 57 BROOK STREET RAUNDS NN9 6LL	RETAIL 2,500 - 5,000 sq ft	10/05/2004	Mr RON CRIBB Tel:01933 622611 Fax:01933 460836
OGGY OGGY PASTY CO LTD BAKERS	TAYLOR SON & CREBER (Agent) 6 MANNAMEAD ROAD PLYMOUTH PL4 7AA	RETAIL 350 - 750 sq ft	05/07/2004	Mr NICK WHEELDON Tel:01752 202035 Fax:01752 204330
OUTBACK STEAKHOUSE (UK) LTD CAFE/RESTAURANT/BA R	ADLERS (Agent) 85 WIMPOLE STREET LONDON W1M 8AJ	RETAIL 4,000 - 6,000 sq ft	21/04/2004	MR PAUL DAVISON Tel:020 7224 2244 Fax:020 7486 8948
PAN DAN RESTAURANT	STEPHEN KANE & CO (Agent) 61 QUEEN ANNE STREET LONDON W1M 0HH	RETAIL 850 - 1,000 sq ft	15/06/2004	Mr SEBASTIAN HOWARD Tel:020 7224 0101 Fax:020 7224 0406
PASTY PARLOUR FAST FOOD/TAKEAWAY OUTLETS	STRATTON CREBER COMMERCIAL (Agent) FARRER COURT 75 NORTH HILL PLYMOUTH PL4 8HB	RETAIL 700 - 1,000 sq ft	22/03/2004	MR ROBIN FALLE Tel:01752 670700 Fax:01752 221655
PETS AT HOME LTD PET SHOPS	ASHWELL ROGERS (Agent) 33 CORK STREET LONDON	RETAIL 4,000 - 10,000 sq ft	18/06/2004	MR DAVID ENGLAND Tel:020 7734 6299 Fax:020 7734 6233

W1X 1HB

PHONES 4U LTD MOBILE PHONES	MORGAN WILLIAMS (Agent) 45 MADDOX STREET LONDON W1S 2PE	RETAIL 800 - 1,500 sq ft	25/05/2004	Mr BEN JACKSON Tel:020 7493 4455 Fax:020 7499 7643
REPUBLIC MEN'S WEAR WOMEN'S WEAR	KENNEY MOORE (Agent) 5 YORK STREET CHESTER CH1 3LR	RETAIL 2,000 - 3,000 sq ft	05/03/2004	Mr HOWARD MOORE Tel:01244 345600 Fax:01244 340404
RIGHT PRICE LTD IRONMONGERS/HARD WARE HOUSEHOLD ACCESSORIES	STILES HAROLD WILLIAMS LTD (Agent) 9 CASTLE SQUARE BRIGHTON BN1 1DZ	RETAIL 1,500 - 3,000 sq ft	16/06/2004	MR ANDY MORRISH Tel:01273 231213 Fax:01273 302436
SAKS HAIR (HOLDINGS) LTD HAIRDRESSERS/BEAUT ICIANS	THOMAS STEVENSON (Agent) 26 COLLEGE SQUARE STOKESLEY TS9 5DN	RETAIL 1,000 sq ft	28/05/2004	Mr PAUL STEVENSON Tel:01642 713303 Fax:01642 711177
SANTA FE UK LTD CAFE/RESTAURANT/BA R	MOORE HUNTER & PARTNERS (Agent) THE OLD BARREL STORE DRAYMANS LANE MARLOW SL7 2FF	RETAIL 3,000 - 6,000 sq ft	20/05/2004	Mr PETER HUNTER Tel:01628 891700 Fax:01628 891701
SFI GROUP PLC CAFE/RESTAURANT/BA R PUBLIC HOUSES	REID ROSE GREGORY (Agent) 17 WOODSTOCK STREET LONDON W1R 1HE	RETAIL 3,000 - 9,000 sq ft	23/03/2004	MR MALCOLM REID Tel:020 7493 4242 Fax:020 7493 3069
SHAW TRUST LTD (THE) CHARITY SHOPS	HAMILTON CHARTERED SURVEYORS (Agent) 22 GAY STREET BATH BA1 2PD	RETAIL 600 - 1,000 sq ft	28/04/2004	Mr STEVE MCMULLEN Tel:01225 471559 Fax:01225 452895
SHOEFAYRE LTD SHOE SHOPS	WIGSTON HOUSE 183 KIRKDALE ROAD WIGSTON LE18 4SU	RETAIL 1,000 - 2,000 sq ft	25/06/2004	Mr MARK WILLIAMS Tel:0116 278 5264
SNAKES & LADDERS LEISURE/SPORTS	GERALD EVE (Agent) 7 VERE STREET LONDON W1G 0JB	RETAIL 10,000 - 20,000 sq ft	09/03/2004	Mr MARK HILLIER Tel:020 7333 6205 Fax:020 7491 1825

SOFA SOFA FURNITURE	GERALD EVE (Agent) 7 VERE STREET LONDON W1G 0JB	RETAIL 10,000 - 15,000 sq ft	17/03/2004	Mr MARK HILLIER Tel:020 7333 6205 Fax:020 7491 1825
SOFA WORKSHOP LTD FURNITURE	PARISH DEAN PARTNERSHIP (Agent) 51 CHARLES STREET LONDON W1X 7PA	RETAIL 2,500 - 3,500 sq ft	29/06/2004	Mr IAN PARISH Tel:020 7355 0900 Fax:020 7629 0032
SOFTWIDE LTD COMPUTERS & SOFTWARE	MICHAEL PEDDAR & COMPANY (Agent) 12 JOHN PRINCES STREET LONDON W1G 0NY	RETAIL 200 - 900 sq ft	19/04/2004	MR JAMES EBEL Tel:020 7629 3004 Fax:020 7491 3314
STYLO BARRATT SHOES LTD SHOE SHOPS	CUSHMAN & WAKEFIELD HEALEY & BAKER (Agent) 43-45 PORTMAN SQUARE LONDON W1H 0AB	RETAIL 1,500 sq ft	07/06/2004	Mr RICHARD MORRIS Tel:020 7152 5215 Fax:020 7152 5360
SUPERDRUG STORES PLC CHEMISTS	MASON & PARTNERS (Agent) 6-8 MADDOX STREET LONDON W1R 9PN	RETAIL 1,500 - 6,000 sq ft	05/07/2004	Mr MIKE SMITH Tel:020 7009 1123 Fax:020 7495 2013
SUSSEX STATIONERS PLC NEWSAGENT/CARDS/S TATIONER	GRAVES SON & PILCHER (Agent) 51 OLD STEINE BRIGHTON BN1 1HU	RETAIL 1,200 - 2,000 sq ft	17/06/2004	Mr PHILIP EDWARDS Tel:01273 321123
T-MOBILE (UK) LTD MOBILE PHONES	LAMBERT SMITH HAMPTON (Agent) REGENT ARCADE HOUSE 19/25 ARGYLL STREET LONDON W1V 1AA	RETAIL 400 - 700 sq ft	30/06/2004	Mr MICHAEL PERKINS Tel:020 7663 8270 Fax:020 7414 0866
TCHIBO UK LTD CAFE/RESTAURANT/BA R	CAPITAL RETAIL (Agent) 30 ST GEORGE STREET LONDON W1R 9FA	RETAIL 700 - 1,500 sq ft	20/02/2004	Mr RYAN KENNEDY Tel:020 7499 3162 Fax:020 7408 1351
TGI FRIDAY LTD CAFE/RESTAURANT/BA R	DALGLEISH & CO LTD (Agent) 80 NEW BOND STREET LONDON W1Y 9DB	RETAIL 5,000 - 6,000 sq ft	15/03/2004	Mr NICK GREEN Tel:020 7663 5555 Fax:020 7491 0098

TILE DEPOT CARPETS/FLOOR COVERING	RUMSEY & PARTNERS (Agent) 22 GROSVENOR SQUARE LONDON W1K 6LF	RETAIL 3,000 - 10,000 sq ft	21/04/2004	Mr WILL STANILAND Tel:020 7499 6619 Fax:020 7493 2454
TILE DEPOT CARPETS/FLOOR COVERING	JAMES ANDREW INTERNATIONAL LTD (Agent) 72/75 MARYLEBONE HIGH STREET LONDON W1M 3AR	RETAIL 3,500 - 8,000 sq ft	12/02/2004	Ms CHRISTINE BENNELL Tel:020 7224 4436 Fax:020 7486 5277
TILES R US LTD CARPETS/FLOOR COVERING	MACARTHUR REES WILSON (Agent) 14-15 TRIANGLE SOUTH BRISTOL BS8 1EY	RETAIL 5,000 - 7,500 sq ft	28/05/2004	Mr RICHARD MACARTHUR Tel:0117 908 3350 Fax:0117 907 4303
TIME RESTAURANTS LTD CAFE/RESTAURANT/BA R	STILES HAROLD WILLIAMS LTD (Agent) 9 CASTLE SQUARE BRIGHTON BN1 1DZ	RETAIL 1,200 - 2,000 sq ft	16/06/2004	MR ANDY MORRISH Tel:01273 231213 Fax:01273 302436
TJ HUGHES PLC DEPARTMENT STORES	HUGHES HOUSE LONDON ROAD LIVERPOOL L3 8JA	RETAIL 25,000 - 150,000 sq ft	21/05/2004	Mr RICHARD FOGGIN Tel:0151 207 8803
TK MAXX VARIETY/DISCOUNT STORES	MORGAN WILLIAMS (Agent) 45 MADDOX STREET LONDON W1S 2PE	RETAIL 20,000 - 30,000 sq ft	25/06/2004	MR GEOFFREY PHILLIPS Tel:020 7493 4455 Fax:020 7499 7643
TK MAXX VARIETY/DISCOUNT STORES	BRASIER HARRIS (Agent) 49 CLARENDON ROAD WATFORD WD1 1HP	RETAIL 15,000 - 30,000 sq ft	07/06/2004	Mr CLIVE GLENISTER Tel:01923 210810 Fax:01923 236605
TK MAXX VARIETY/DISCOUNT STORES	KNIGHT FRANK (Agent) 20 HANOVER SQUARE LONDON W1S 1HZ	RETAIL 12,000 - 25,000 sq ft	16/04/2004	Mr FRANCIS ROBERTS Tel:020 7861 1181 Fax:020 7493 4114
TK MAXX VARIETY/DISCOUNT STORES	COLLIERS CRE (Agent) 9 MARYLEBONE LANE LONDON W1M 6HL	RETAIL 20,000 - 50,000 sq ft	31/03/2004	MR NEIL DAVIES Tel:020 7344 6598 Fax:020 7344 6931

TOPPS TILES PLC BATHROOMS CARPETS/FLOOR COVERING	LOMBARD WALL LONDON SE7 7SW	RETAIL 4,000 - 8,000 sq ft	24/06/2004	Mr DANIEL LITTLE Tel:020 8269 1900
TRAVEL INN HOTELS	WHITBREAD GROUP PLC (Agent) OAKLEY HOUSE OAKLEY ROAD LUTON LU4 9QH	RETAIL	29/06/2004	Mr ROBERT RYAN Tel:01582 422022 Fax:01582 405680
TRAVEL INN HOTELS	WHITBREAD GROUP PLC (Agent) OAKLEY HOUSE OAKLEY ROAD LUTON LU4 9QH	RETAIL	29/06/2004	Mr ROBERT RYAN Tel:01582 422022 Fax:01582 405680
WORKS PUBLISHERS OUTLET (THE) BOOKSELLERS	LAMBERT SMITH HAMPTON (Agent) 35 NEWHALL STREET BIRMINGHAM B3 3PJ	RETAIL 1,500 - 2,500 sq ft	16/03/2004	Mr NICK ROUND Tel:0121 237 2362 Fax:0121 233 1623
ZARA UK LTD CLOTHING	HARPER DENNIS HOBBS (Agent) 15-16 NEW BURLINGTON STREET LONDON W1X 1FF	RETAIL 3,300 - 5,300 sq ft	26/04/2004	Mr DAVID HARPER Tel:020 7025 6900 Fax:020 7493 4254

WEST BYFLEET, RETAILER REQUIREMENTS

Company Name	Address	Requirement	Date	Contact
BARNARDO'S FURNITURE BOOKSELLERS CHARITY SHOPS	BARNADO HOUSE 1 TANNERS LANE ILFORD IG6 1QG	RETAIL 500 - 1,500 sq ft	19/04/2004	Mr CLIFF GREGORY Tel:020 8498 7346
BASILICO FAST FOOD/TAKEAWAY OUTLETS	TOWNSENDS ESTATE AGENTS (Agent) CHERTSEY BOULEVARD BEAUMONT HOUSE HANWORTH LANE CHERTSEY	RETAIL 750 - 1,200 sq ft	08/06/2004	Mr JAY WARD Tel:01932 736556 Fax:01932 736597
BASILICO FAST FOOD/TAKEAWAY OUTLETS	EREIRA MENDOZA & CO (Agent) 25 QUEEN ANNE STREET LONDON W1M 9FB	RETAIL 750 - 1,200 sq ft	08/06/2004	MR ALEXANDER REUBEN Tel:020 7436 7090 Fax:020 7436 4200
JD WETHERSPOON PLC PUBLIC HOUSES	VAN DE BERG & CO LTD (Agent) PARKVILLE HOUSE RED LYON PARADE MIDDLESEX HA5 3JD	RETAIL 3,500 sq ft	12/05/2004	MR RICHARD HARVEY Tel:020 8429 7000 Fax:020 8429 7001

WEYBRIDGE, RETAILER REQUIREMENTS

Company Name	Address	Requirement	Date	Contact
BASILICO FAST FOOD/TAKEAWAY OUTLETS	TOWNSENDS ESTATE AGENTS (Agent) CHERTSEY BOULEVARD BEAUMONT HOUSE HANWORTH LANE CHERTSEY	RETAIL 750 - 1,200 sq ft	08/06/2004	Mr JAY WARD Tel:01932 736556 Fax:01932 736597
BASILICO FAST FOOD/TAKEAWAY OUTLETS	EREIRA MENDOZA & CO (Agent) 25 QUEEN ANNE STREET LONDON W1M 9FB	RETAIL 750 - 1,200 sq ft	08/06/2004	MR ALEXANDER REUBEN Tel:020 7436 7090 Fax:020 7436 4200
BEST CELLARS PUBLIC HOUSES	MOORE HUNTER & PARTNERS (Agent) THE OLD BARREL STORE DRAYMANS LANE MARLOW SL7 2FF	RETAIL 3,000 sq ft	20/05/2004	Mr PETER HUNTER Tel:01628 891700 Fax:01628 891701
CARD WAREHOUSE LTD NEWSAGENT/CARDS/S TATIONER	BLAIR KIRKMAN (Agent) 12A ST GEORGE STREET LONDON W1R 0RB	RETAIL 1,000 - 2,500 sq ft	16/06/2004	MR ANDREW SMITH Tel:020 7409 0899 Fax:020 7629 8022
CARDFAIR LTD NEWSAGENT/CARDS/S TATIONER	BLAIR KIRKMAN (Agent) 12A ST GEORGE STREET LONDON W1R 0RB	RETAIL 1,000 - 2,500 sq ft	28/06/2004	MR ANDREW SMITH Tel:020 7409 0899 Fax:020 7629 8022
COSTA LTD CAFE/RESTAURANT/BA R	BRIANT CHAMPION LONG LTD (Agent) NUFFIELD HOUSE 41-46 PICCADILLY LONDON W1V 9AJ	RETAIL 750 - 2,000 sq ft	25/05/2004	Mr DAN SIMMS Tel:020 7434 7106 Fax:020 7287 6366
DREAMS PLC FURNITURE	KNAVES BEECH BUSINESS CENTRE LOUDWATER HIGH WYCOMBE HP10 9QY	RETAIL 5,000 - 10,000 sq ft	09/02/2004	Mr JEFF DEANUS Tel:01628 535362
EDINBURGH WOOLLEN MILL LTD KNITWEAR	EDINBURGH WOOLLEN MILL LTD WAVERLEY MILLS LANGHOLM DG13 0EB	RETAIL 2,000 sq ft	21/04/2004	Mr MICHAEL TIFFEN Tel:013873 82829
ELVI WOMEN'S WEAR	STUART DONALD (Agent) 33 BROOK STREET	RETAIL 1,500 sq ft	12/02/2004	Mr STUART DONALD Tel:020 7493 1122 Fax:020 7493 6644

	LONDON W1K 4HG				
FADS HOMESTYLE LTD HOMEWARE	GOOCH CUNLIFFE WHALE LTD (Agent) ALLAN HOUSE 10 JOHN PRINCES STREET LONDON W1M 5HS	RETAIL 1,000 - 1,500 sq ft	30/03/2004	Mr SIMON HORNER Tel:020 7647 4807 Fax:020 7485 4848	
FAT FACE LTD SPORTS & LEISURE WEAR	MORTLOCK SIMMONDS BROWN (Agent) 8 HANOVER STREET LONDON W1S 1PT	RETAIL 1,500 sq ft	14/06/2004	Mr STEVE BROWN Tel:020 7290 2636 Fax:020 7290 2637	
JD WETHERSPOON PLC PUBLIC HOUSES	VAN DE BERG & CO LTD (Agent) PARKVILLE HOUSE RED LYON PARADE MIDDLESEX HA5 3JD	RETAIL 3,500 sq ft	12/05/2004	MR RICHARD HARVEY Tel:020 8429 7000 Fax:020 8429 7001	
KIDS INC SERVICE/SPECIALIST	CHASE & PARTNERS (Agent) 20 REGENT STREET LONDON SW1Y 4PH	RETAIL 10,000 sq ft	16/06/2004	Mr ANGUS MACLEAN Tel:020 7389 9469	
LAITHWAITES OFF LICENCES/LIQUOR	CUSHMAN & WAKEFIELD HEALEY & BAKER (Agent) 43-45 PORTMAN SQUARE LONDON W1H 0AB	RETAIL 2,500 - 5,000 sq ft	25/05/2004	Mr RICHARD WARD Tel:020 7152 5662 Fax:020 7152 5360	
LAKELAND LTD HOUSEHOLD ACCESSORIES	HARMER RAY HOFFBRAND (Agent) 18 DERING STREET LONDON W1S 1AQ	RETAIL 4,000 - 6,000 sq ft	12/05/2004	MR ANDREW HOFFBRAND Tel:020 7499 5399 Fax:020 7409 1004	
LAURA ASHLEY HOLDINGS PLC CLOTHING HOUSEHOLD LINENS	SAPER HALL (Agent) 49 CLARENDON ROAD WATFORD WD1 1HP	RETAIL 3,000 - 5,000 sq ft	08/06/2004	Mr IAN HALL Tel:01923 205 281 Fax:01923 205 281	
LAURA ASHLEY HOLDINGS PLC CLOTHING HOUSEHOLD LINENS	CWM (Agent) 16 OLD BOND STREET LONDON W1S 4PS	RETAIL 2,500 - 5,000 sq ft	24/02/2004	MR RICHARD WASSELL Tel:020 7255 7801 Fax:020 7493 5665	
MORADA INTERNATIONAL LTD DRESS & FURNISHING FABRICS	DALGLEISH & CO LTD (Agent) 80 NEW BOND STREET	RETAIL 1,700 - 2,500 sq ft	27/02/2004	Mr SAM FOYLE Tel:020 7663 5526	

HOMEWARE	LONDON W1Y 9DB			
NICOLAS OFF LICENCES/LIQUOR CAFE/RESTAURANT/BA R	COLLIERS CRE (Agent) 9 MARYLEBONE LANE LONDON W1M 6HL	RETAIL 500 - 1,200 sq ft	29/06/2004	Mr MARK BENNETT Tel:020 7344 6658
PAN DAN RESTAURANT	STEPHEN KANE & CO (Agent) 61 QUEEN ANNE STREET LONDON W1M 0HH	RETAIL 850 - 1,000 sq ft	15/06/2004	Mr SEBATHAN HOWARD Tel:020 7224 0101 Fax:020 7224 0406
PAUL COSTELLOE WOMEN'S WEAR	GERVER FREEDMAN & CO (Agent) 56 QUEEN ANNE STREET LONDON W1G 8LA	RETAIL 600 - 800 sq ft	28/06/2004	Mr MICHAEL FREEDMAN Tel:020 7317 3113 Fax:020 7317 3112
PIZZA HUT (UK) LTD CAFE/RESTAURANT/BA R	BRIANT CHAMPION LONG LTD (Agent) 17/18 OLD BOND STREET LONDON W1X 4JJ	RETAIL	02/07/2004	MR MARK PHILLIPSON Tel:020 7647 6906 Fax:020 7734 1181
PRICELESS SHOES LTD SHOE SHOPS	DALGLEISH & CO LTD (Agent) 80 NEW BOND STREET LONDON W1Y 9DB	RETAIL 1,500 - 2,000 sq ft	27/02/2004	Mr JAMES RAYNER Tel:020 7663 5574 Fax:020 7491 0098
SAKS HAIR (HOLDINGS) LTD HAIRDRESSERS/BEAUT ICIANS	THOMAS STEVENSON (Agent) 26 COLLEGE SQUARE STOKESLEY TS9 5DN	RETAIL 1,000 sq ft	28/05/2004	Mr PAUL STEVENSON Tel:01642 713303 Fax:01642 711177
SUPERDRUG STORES PLC CHEMISTS	MASON & PARTNERS (Agent) 6-8 MADDOX STREET LONDON W1R 9PN	RETAIL 1,500 - 6,000 sq ft	05/07/2004	Mr MIKE SMITH Tel:020 7009 1123 Fax:020 7495 2013
SUSSEX STATIONERS PLC NEWSAGENT/CARDS/S TATIONER	GRAVES SON & PILCHER (Agent) 51 OLD STEINE BRIGHTON BN1 1HU	RETAIL 1,200 - 2,000 sq ft	17/06/2004	Mr PHILIP EDWARDS Tel:01273 321123

WOKING, RETAILER REQUIREMENTS

Company Name	Address	Requirement	Date	Contact
99P STORES VARIETY/DISCOUNT STORES	PROTEUS PROPERTY CONSULTANTS LTD (Agent) MYRTLE HOUSE HAMPTON COURT ROAD HAMPTON COURT KT8 9BY	RETAIL 4,000 - 6,000 sq ft	27/02/2004	MR STUART DONNELLY Tel:020 8943 1777 Fax:020 8943 3880
ALDI STORES LTD SUPERMARKETS	HOLLY LANE ATHERSTONE	RETAIL	12/02/2004	Mr RICHARD WILLIAMS Tel:01793 836 309
ART PICTURE FRAMING	SMITH PRICE (Agent) 299 OXFORD STREET LONDON W1C 2DZ	RETAIL 600 - 1,200 sq ft	19/02/2004	Mr JOHN MORTIMER Tel:020 7409 2100 Fax:020 7318 5757
ASK CENTRAL PLC CAFE/RESTAURANT/BA R	RSA CHARTERED SURVEYORS (Agent) 216 HAVERSTOCK HILL LONDON NW3 2AE	RETAIL 3,000 sq ft	12/05/2004	Mr RICHARD SIMMONDS Tel:020 7431 7131 Fax:020 7431 7931
B & Q PLC DIY/HARDWARE/GRDN CENTRES	1 HAMPSHIRE CORPORATE PARK EASTLEIGH	RETAIL 100,000 sq ft	03/03/2004	Mr IAIN SMALL Tel:023 8062 5301
BARNARDO'S BOOKSELLERS FURNITURE CHARITY SHOPS	BARNADO HOUSE 1 TANNERS LANE ILFORD IG6 1QG	RETAIL 500 - 1,500 sq ft	19/04/2004	Mr CLIFF GREGORY Tel:020 8498 7346
BASILICO FAST FOOD/TAKEAWAY OUTLETS	TOWNSENDS ESTATE AGENTS (Agent) CHERTSEY BOULEVARD BEAUMONT HOUSE HANWORTH LANE CHERTSEY	RETAIL 750 - 1,200 sq ft	08/06/2004	Mr JAY WARD Tel:01932 736556 Fax:01932 736597
BASILICO FAST FOOD/TAKEAWAY OUTLETS	EREIRA MENDOZA & CO (Agent) 25 QUEEN ANNE STREET LONDON W1M 9FB	RETAIL 750 - 1,200 sq ft	08/06/2004	MR ALEXANDER REUBEN Tel:020 7436 7090 Fax:020 7436 4200
BEST CELLARS PUBLIC HOUSES	MOORE HUNTER & PARTNERS (Agent) THE OLD BARREL STORE DRAYMANS LANE MARLOW SL7 2FF	RETAIL 3,000 sq ft	20/05/2004	Mr PETER HUNTER Tel:01628 891700 Fax:01628 891701

BETWEEN THE LINES LTD GIFT SHOPS/FANCY GOODS NEWSAGENT/CARDS/S TATIONER	CHASE & PARTNERS (Agent) 20 REGENT STREET LONDON SW1Y 4PH	RETAIL 900 - 1,300 sq ft	26/02/2004	Mr GREG WESTOVER Tel:020 7389 9467 Fax:020 7389 9456
BIG FOOD GROUP PLC (THE) FOOD GREENGROCERS/FRUI TERERS SUPERMARKETS FREEZER CENTRES	MASON OWEN & PARTNERS (Agent) 46 JAMES STREET LONDON W1M 5HN	RETAIL 3,000 - 8,000 sq ft	25/06/2004	Mr STEPHEN WRATHER Tel:020 7224 4141 Fax:020 7224 4121
BLOOMING MARVELLOUS LTD MATERNITY WEAR	ORME PRIME RETAIL LTD (Agent) 52 BROOKS MEWS LONDON W1Y 1LE	RETAIL 1,000 sq ft	28/05/2004	Miss EMMA NEWMAN Tel:020 7499 0440 Fax:020 7499 2255
BON MARCHE LTD WOMEN'S WEAR	COLLIERS CRE (Agent) 9 MARYLEBONE LANE LONDON W1M 6HL	RETAIL 2,500 - 4,000 sq ft	08/06/2004	Ms CAROLINE WALLACE Tel:020 7344 6537 Fax:020 7409 3124
BOOKWORLD LTD BOOKSELLERS	DAVID FLATMAN LTD (Agent) 36 WEST SHORE ROAD EDINBURGH EH5 1QD	RETAIL 1,200 - 3,000 sq ft	12/02/2004	Mr T A MAHER Tel:0131 551 2261
BP CONNECT PETROL STATIONS	RAPLEYS (Agent) GODWIN HOUSE GEORGE STREET HUNTINGDON PE29 3ND	RETAIL	17/06/2004	Mr SIMON WEBBER Tel:01480 371409 Fax:01480 433070
BRANTANO UK LTD SHOE SHOPS	BRANTANO UK LTD INTERLINK WAY WEST COALVILLE LE67 1LD	RETAIL 5,000 - 7,500 sq ft	20/02/2004	Ms SUE HARRISON Tel:01530 516150
CARD FACTORY NEWSAGENT/CARDS/S TATIONER	FAWLEY & BOOTH (Agent) 55 GREAT GEORGE STREET LEEDS LS1 3BN	RETAIL 1,000 - 1,400 sq ft	05/07/2004	Mr DAVID WATSON Tel:0113 234 7900 Fax:0113 245 1330
CARD WAREHOUSE LTD NEWSAGENT/CARDS/S TATIONER	BLAIR KIRKMAN (Agent) 12A ST GEORGE STREET LONDON W1R 0RB	RETAIL 1,000 - 2,500 sq ft	16/06/2004	MR ANDREW SMITH Tel:020 7409 0899 Fax:020 7629 8022
CARDFAIR LTD NEWSAGENT/CARDS/S TATIONER	BLAIR KIRKMAN (Agent)	RETAIL 1,000 - 2,500 sq ft	28/06/2004	MR ANDREW SMITH Tel:020 7409 0899 Fax:020 7629 8022

	12A ST GEORGE STREET LONDON W1R 0RB			
CARPHONE WAREHOUSE GROUP PLC (THE) MOBILE PHONES	BRIANT CHAMPION LONG LTD (Agent) NUFFIELD HOUSE 41-46 PICCADILLY LONDON W1V 9AJ	RETAIL 1,000 - 2,000 sq ft	10/06/2004	Mr DAN SIMMS Tel:020 7434 7106 Fax:020 7287 6366
COSTA LTD CAFE/RESTAURANT/BA R	CUSHMAN & WAKEFIELD HEALEY & BAKER (Agent) 43-45 PORTMAN SQUARE LONDON W1H 0AB	RETAIL 750 - 2,000 sq ft	25/05/2004	Mr RICHARD MORRIS Tel:020 7152 5215 Fax:020 7152 5360
DEICHMANN-SHOES UK LTD SHOE SHOPS	RMG RETAIL (Agent) 170 FINCHLEY ROAD LONDON NW3 6BP	RETAIL 2,500 - 4,000 sq ft	29/06/2004	Mr RICHARD GERRY Tel:020 8747 2077
DREAMS PLC FURNITURE	KNAVES BEECH BUSINESS CENTRE LOUDWATER HIGH WYCOMBE HP10 9QY	RETAIL 5,000 - 10,000 sq ft	09/02/2004	Mr JEFF DEANUS Tel:01628 535362
EDINBURGH WOOLLEN MILL LTD KNITWEAR	EDINBURGH WOOLLEN MILL LTD WAVERLEY MILLS LANGHOLM DG13 0EB	RETAIL 2,000 sq ft	21/04/2004	Mr MICHAEL TIFFEN Tel:013873 82829
FARMFOODS LTD FOOD	PETER W MARTIN (Agent) THE OLD NOEL ARMS TOP ROAD RUTLAND LE15 9AX	RETAIL 5,000 - 7,000 sq ft	15/06/2004	MR PETER MARTIN Tel:01572 822787 Fax:01572 822785
FAT FACE LTD SPORTS & LEISURE WEAR	MORTLOCK SIMMONDS BROWN (Agent) 8 HANOVER STREET LONDON W1S 1PT	RETAIL 1,500 sq ft	14/06/2004	Mr STEVE BROWN Tel:020 7290 2636 Fax:020 7290 2637
FORMULA ONE AUTO CENTRES LTD VEHICULAR	CRIBB & ASSOCIATES (Agent) 57 BROOK STREET RAUNDS NN9 6LL	RETAIL 5,000 - 10,000 sq ft	10/05/2004	Mr A B JAMES Tel:01933 622611 Fax:01933 460836
GAMLEYS LTD GAMES & TOYS	STILES HAROLD WILLIAMS LTD (Agent) 9 CASTLE SQUARE	RETAIL 2,500 - 5,000 sq ft	16/06/2004	MR ANDY MORRISH Tel:01273 231213 Fax:01273 302436

	BRIGHTON BN1 1DZ			
ICELAND FOODS PLC SUPERMARKET	MASON OWEN & PARTNERS (Agent) 46 JAMES STREET LONDON W1M 5HN	RETAIL 3,000 sq ft	02/07/2004	Mr STEPHEN WRATHER Tel:020 7224 4141 Fax:020 7224 4121
JULIAN GRAVES LTD HEALTH FOODS	ROB POWTER & CO (Agent) LANDREATH HOUSE THE AVENUE TWYFORD SO21 1NJ	RETAIL 400 - 1,000 sq ft	11/03/2004	Mr ROB POWTER Tel:01962 715989 Fax:01962 715676
JUMBUCKS FRANCHISING UK LTD CAFE/RESTAURANT/BA R	SIBBETT GREGORY (Agent) NORTH STREET POOLE BH15 1NX	RETAIL 450 - 1,000 sq ft	15/06/2004	Mr STEPHEN COLES Tel:01202 661177 Fax:01202 665435
KFC (GB) LTD FAST FOOD/TAKEAWAY OUTLETS	BURNS PROPERTY CONSULTANTS (Agent) SALISBURY ROAD RINGWOOD BH24 3PB	RETAIL 2,550 - 2,900 sq ft	25/05/2004	Mr JONATHAN BURNS Tel:01425 489856
KIDS INC SERVICE/SPECIALIST	CHASE & PARTNERS (Agent) 20 REGENT STREET LONDON SW1Y 4PH	RETAIL 10,000 sq ft	16/06/2004	Mr ANGUS MACLEAN Tel:020 7389 9469
LAITHWAITES OFF LICENCES/LIQUOR	CUSHMAN & WAKEFIELD HEALEY & BAKER (Agent) 43-45 PORTMAN SQUARE LONDON W1H 0AB	RETAIL 2,500 - 5,000 sq ft	25/05/2004	Mr RICHARD WARD Tel:020 7152 5662 Fax:020 7152 5360
LAMINATE FLOORING DIRECT LTD CARPETS/FLOOR COVERING	STILES HAROLD WILLIAMS LTD (Agent) 9 CASTLE SQUARE BRIGHTON BN1 1DZ	RETAIL 1,500 - 3,500 sq ft	16/06/2004	MR ANDY MORRISH Tel:01273 231213 Fax:01273 302436
LAURA ASHLEY HOLDINGS PLC CLOTHING HOUSEHOLD LINENS	SAPER HALL (Agent) 49 CLARENDON ROAD WATFORD WD1 1HP	RETAIL 3,000 - 5,000 sq ft	08/06/2004	Mr IAN HALL Tel:01923 205 281 Fax:01923 205 281
LLOYDS NO1 BARS LTD PUBLIC HOUSES	VAN DE BERG & CO LTD (Agent) PARKVILLE HOUSE	RETAIL 3,000 sq ft	10/05/2004	MR RICHARD HARVEY Tel:020 8429 7000 Fax:020 8429 7001

	RED LYON PARADE MIDDLESEX HA5 3JD			
LOMO CAFE/RESTAURANT/BA R	MARKS COMMERCIAL PROPERTY CONSULTANTS (Agent) 24 CURZON STREET LONDON W1Y 7AE	RETAIL 2,000 - 4,000 sq ft	20/05/2004	Mr NICHOLAS MARKS Tel:020 7499 8767 Fax:020 7355 2555
MACHINE MART LTD DIY/HARDWARE/GRDN CENTRES	211 LOWER PARLIAMENT STREET NOTTINGHAM NG1 1GN	RETAIL 2,000 - 15,000 sq ft	29/06/2004	Mr NEIL TAYLOR Tel:0115 955 9999
MAPLIN ELECTRONICS LTD ELECTRICAL/DURABLE GOODS	ROBERT BEBINGTON & CO (Agent) 76 NEW BOND STREET LONDON W1Y 9DB	RETAIL 1,800 - 2,500 sq ft	09/03/2004	MR BOB CHESHIRE Tel:020 7493 5551 Fax:020 7493 5527
NANDO'S CHICKENLAND LTD CAFE/RESTAURANT/BA R	PAUL BENJAMIN ASSOCIATES (Agent) 137 BRENT STREET LONDON NW4 4DJ	RETAIL 2,500 - 3,500 sq ft	18/02/2004	Mr PAUL BENJAMIN Tel:020 8457 2777 Fax:020 8457 2778
NATIONWIDE AUTOCENTRES LTD VEHICULAR	CRIBB & ASSOCIATES (Agent) 57 BROOK STREET RAUNDS NN9 6LL	RETAIL 2,500 - 5,000 sq ft	10/05/2004	Mr RON CRIBB Tel:01933 622611 Fax:01933 460836
PAST TIMES GIFT SHOPS/FANCY GOODS	RETAIL VARIATIONS PLC (Agent) WINDRUSH HOUSE WINDRUSH PARK ROAD WITNEY OX29 7DX	RETAIL 1,000 sq ft	21/05/2004	Mr SY GREIRSON Tel:01993 770500 Fax:01993 776490
PAST TIMES GIFT SHOPS/FANCY GOODS	GERALD EVE (Agent) 7 VERE STREET LONDON W1G 0JB	RETAIL 1,000 - 1,500 sq ft	09/03/2004	Mr MARK HILLIER Tel:020 7333 6205 Fax:020 7491 1825
PEACOCKS STORES LTD DEPARTMENT STORES	MASON & PARTNERS (Agent) 6-8 MADDOX STREET LONDON W1R 9PN	RETAIL 5,000 - 15,000 sq ft	28/04/2004	Mr CHRIS MASON Tel:020 7009 1127 Fax:020 7495 2013
PERFUME SHOP LTD PERFUMERY	CYPRESS HOUSE CORONATION ROAD HIGH WYCOMBE HP12 3RR	RETAIL 250 - 600 sq ft	18/02/2004	Mr CHARLES DENTON Tel:01494 894 012

PRICELESS SHOES LTD SHOE SHOPS	DALGLEISH & CO LTD (Agent) 80 NEW BOND STREET LONDON W1Y 9DB	RETAIL 1,500 - 2,000 sq ft	20/02/2004	Mr STEWART DEERING Tel:020 7663 5566 Fax:020 7663 5555
RIGHT PRICE LTD IRONMONGERS/HARD WARE HOUSEHOLD ACCESSORIES	STILES HAROLD WILLIAMS LTD (Agent) 9 CASTLE SQUARE BRIGHTON BN1 1DZ	RETAIL 1,500 - 3,000 sq ft	16/06/2004	MR ANDY MORRISH Tel:01273 231213 Fax:01273 302436
RILEYS AMERICAN POOL & SNOOKER LEISURE/SPORTS	LICENSED PROPERTY PROJECTS (Agent) 113 STATION ROAD HAMPTON TW12 2AL	RETAIL 10,000 - 12,000 sq ft	30/06/2004	Mr KEVIN RICE Tel:020 8255 5001 Fax:020 8255 5002
SANTA FE UK LTD CAFE/RESTAURANT/BA R	MOORE HUNTER & PARTNERS (Agent) THE OLD BARREL STORE DRAYMANS LANE MARLOW SL7 2FF	RETAIL 3,000 - 6,000 sq ft	20/05/2004	Mr PETER HUNTER Tel:01628 891700 Fax:01628 891701
SFI GROUP PLC CAFE/RESTAURANT/BA R PUBLIC HOUSES	REID ROSE GREGORY (Agent) 17 WOODSTOCK STREET LONDON W1R 1HE	RETAIL 3,000 - 9,000 sq ft	23/03/2004	MR MALCOLM REID Tel:020 7493 4242 Fax:020 7493 3069
SOFA SOFA FURNITURE	GERALD EVE (Agent) 7 VERE STREET LONDON W1G 0JB	RETAIL 10,000 - 15,000 sq ft	17/03/2004	Mr MARK HILLIER Tel:020 7333 6205 Fax:020 7491 1825
SPUR RESTAURANTS LTD CAFE/RESTAURANT/BA R	HAMMOND PHILLIPS (Agent) 5A PORTMAN SQUARE LONDON W1H 0BU	RETAIL 1,000 sq ft	24/06/2004	MR JOHN LANE Tel:020 7309 2375 Fax:020 7935 6632
STAPLES (UK) LTD OFFICE EQUIPMENT/SUPPLIES FURNITURE	WESTFIELDS LONDON ROAD HIGH WYCOMBE HP11 1HA	RETAIL 10,000 - 17,500 sq ft	18/02/2004	Mr RICHARD SMALLEY Tel:01494 469260
SUBWAY FAST FOOD/TAKEAWAY OUTLETS	STILES HAROLD WILLIAMS LTD (Agent) 9 CASTLE SQUARE BRIGHTON BN1 1DZ	RETAIL 600 - 1,800 sq ft	16/06/2004	MR ANDY MORRISH Tel:01273 231213 Fax:01273 302436
SUBWAY	GERALD EVE	RETAIL	20/01/2004	Mr MARK HILLIER

FAST FOOD/TAKEAWAY OUTLETS	(Agent) 7 VERE STREET LONDON W1G 0JB	400 - 1,200 sq ft	20/04/2004	Tel:020 7333 6205 Fax:020 7491 1825
SUBWAY FAST FOOD/TAKEAWAY OUTLETS	GERALD EVE (Agent) 7 VERE STREET LONDON W1G 0JB	RETAIL 500 - 1,500 sq ft	30/03/2004	Mr JULIAN WELCH Tel:020 7493 3338 Fax:020 7333 6404
SUPERDRUG STORES PLC CHEMISTS	MASON & PARTNERS (Agent) 6-8 MADDOX STREET LONDON W1R 9PN	RETAIL 1,500 - 6,000 sq ft	05/07/2004	Mr CHRIS MASON Tel:020 7009 1127 Fax:020 7495 2013
T-MOBILE (UK) LTD MOBILE PHONES	LAMBERT SMITH HAMPTON (Agent) REGENT ARCADE HOUSE 19/25 ARGYLL STREET LONDON W1V 1AA	RETAIL 400 - 700 sq ft	30/06/2004	Mr MICHAEL PERKINS Tel:020 7663 8270 Fax:020 7414 0866
TIME RESTAURANTS LTD CAFE/RESTAURANT/BA R	STILES HAROLD WILLIAMS LTD (Agent) 9 CASTLE SQUARE BRIGHTON BN1 1DZ	RETAIL 1,200 - 2,000 sq ft	16/06/2004	MR ANDY MORRISH Tel:01273 231213 Fax:01273 302436
TOPPS TILES PLC BATHROOMS CARPETS/FLOOR COVERING	LOMBARD WALL LONDON SE7 7SW	RETAIL 4,000 - 8,000 sq ft	24/06/2004	Mr DANIEL LITTLE Tel:020 8269 1900
TOPS PIZZA LTD CAFE/RESTAURANT/BA R	BRASIER HARRIS (Agent) VICTORIA HOUSE 49 CLARENDON ROAD WATFORD WD17 1HP	RETAIL 600 - 1,000 sq ft	30/03/2004	Mr MARK SEGAL Tel:01923 205515 Fax:01923 236605
TOPSY TURVY WORLD SERVICE/SPECIALIST	LESLIE PERKINS (Agent) 50 NEW BOND STREET LONDON W1Y 9HA	RETAIL 10,000 - 15,000 sq ft	16/02/2004	MR IAN GARNHAM Tel:020 7659 1133 Fax:020 7495 1955
TRAVEL INN HOTELS	WHITBREAD GROUP PLC (Agent) OAKLEY HOUSE OAKLEY ROAD LUTON LU4 9QH	RETAIL	29/06/2004	Mr ROBERT RYAN Tel:01582 422022 Fax:01582 405680
TRAVEL INN HOTELS	WHITBREAD GROUP PLC (Agent) OAKLEY HOUSE OAKLEY ROAD LUTON LU4 9QH	RETAIL	29/06/2004	Mr ROBERT RYAN Tel:01582 422022 Fax:01582 405680

VETS4PETS
SERVICE/SPECIALIST

PO BOX 11556
UN NAMED STREET
SOLIHULL
B93 8ZR

RETAIL
2,000 - 2,500 sq ft

30/04/2004

Mr JOHN BATES
Tel:01564 732 356

WORKS PUBLISHERS
OUTLET (THE)
BOOKSELLERS

LAMBERT SMITH HAMPTON
(Agent)

35 NEWHALL STREET
BIRMINGHAM
B3 3PJ

RETAIL
1,500 - 2,500 sq ft

16/03/2004

Mr NICK ROUND
Tel:0121 237 2362
Fax:0121 233 1623

ZARA UK LTD
CLOTHING

HARPER DENNIS HOBBS
(Agent)

15-16 NEW BURLINGTON
STREET
LONDON
W1X 1FF

RETAIL
3,300 - 5,300 sq ft

26/04/2004

Mr DAVID HARPER
Tel:020 7025 6900
Fax:020 7493 4254

Participation Profile: Sports & Leisure

Report for: DTZ Pidea Consulting
 Sample Area: Woking
 Base: Great Britain

© BMRB International Ltd. 2004
 24-Aug-04

	Adults	% for Area	% for Base	Index av=100
Individual Sports and Activities:				
Athletics	497	0.7	0.7	101
Badminton	1,968	2.7	2.6	102
Bowls	1,003	1.4	2.0	69
Boxing	459	0.6	0.6	113
Bird Watching	1,805	2.5	2.1	120
Cycling	3,704	5.1	5.7	89
Dance Classes	2,500	3.4	3.4	102
Fishing	1,570	2.1	3.1	70
Golf	4,111	5.6	5.2	108
Marathon Running	321	0.4	0.3	155
Running	1,868	2.6	2.5	101
Show Jumping	24	0.0	0.2	14
Horse Riding	500	0.7	1.1	64
Ice Skating	460	0.6	0.5	123
Shooting	616	0.8	0.8	100
Squash	890	1.2	0.8	144
Swimming	8,231	11.2	10.1	111
Table Tennis	678	0.9	0.6	153
Tennis	1,559	2.1	1.8	117
Wrestling	335	0.5	0.3	132
Team Sports:				
Basketball	347	0.5	0.6	78
Cricket	1,562	2.1	1.1	203
Football	2,987	4.1	3.7	111
Hockey	382	0.5	0.6	89
Ice Hockey	127	0.2	0.1	121
Rugby Union	318	0.4	0.6	70
Rugby League	106	0.1	0.2	77
Adventure Sports:				
Skiing	1,826	2.5	1.3	198
Camping	1,660	2.3	3.1	73
Climbing / Mountaineering	380	0.5	0.8	63
Extreme Sports (e.g. BMX, Skateboarding)	1,017	1.4	0.8	173
Motor-cycle Racing	198	0.3	0.3	100
Motor Racing	73	0.1	0.3	33
Motor Rallying	58	0.1	0.2	44
Mountain Biking	782	1.1	1.5	71
Sailing	293	0.4	0.6	64
Stock-car Racing	185	0.3	0.2	138
Snowboarding	361	0.5	0.2	213
Surfing	215	0.3	0.4	71
Water Skiing	150	0.2	0.2	123
Windsurfing	130	0.2	0.2	87
Games & Gambling:				
Betting	1,551	2.1	3.7	58
Billiards	574	0.8	0.6	125
Bingo	928	1.3	2.8	46
Bridge	778	1.1	0.6	168
Chess	592	0.8	0.9	91
Darts	1,211	1.7	2.1	79
Football Pools	2,229	3.0	4.1	74
Snooker	1,456	2.0	2.9	69
Ten Pin Bowling	1,840	2.5	2.3	111
Game Machines	1,307	1.8	2.8	65
Greyhound Racing (Paid to watch)	3,064	4.2	2.9	146
Horse Racing	2,829	3.9	3.7	103

Participation Profile: Sports & Leisure

Report for: DTZ Pidea Consulting
 Sample Area: Woking
 Base: Great Britain

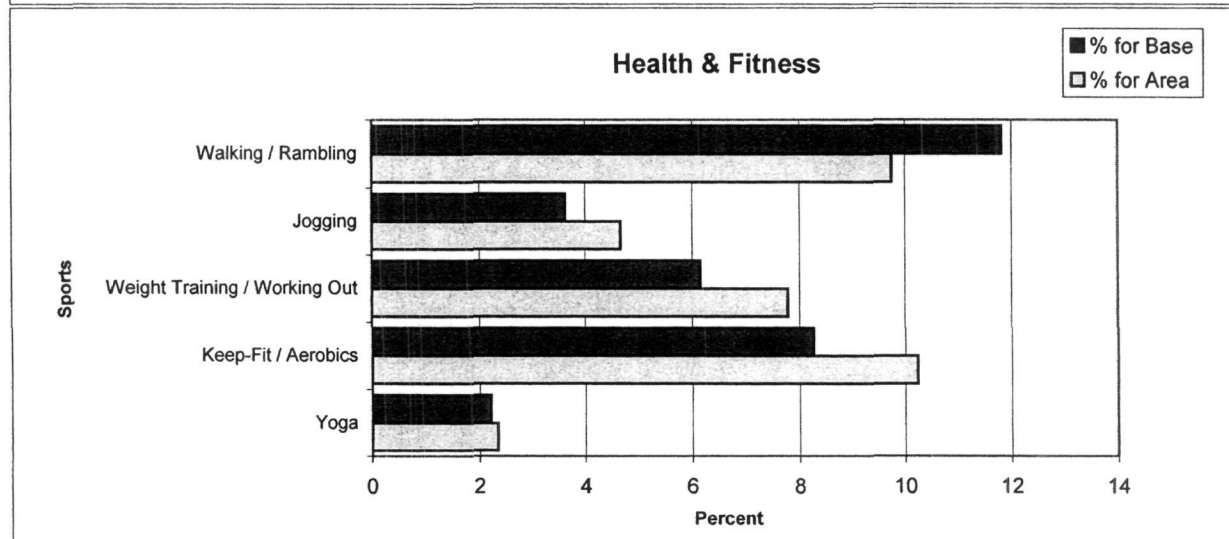
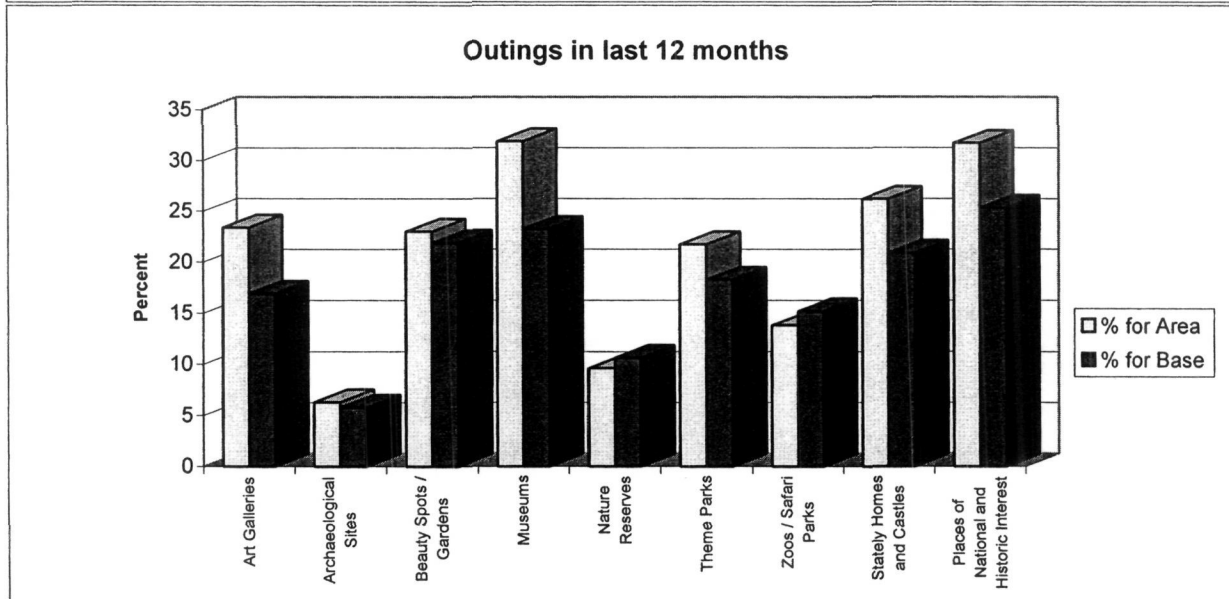
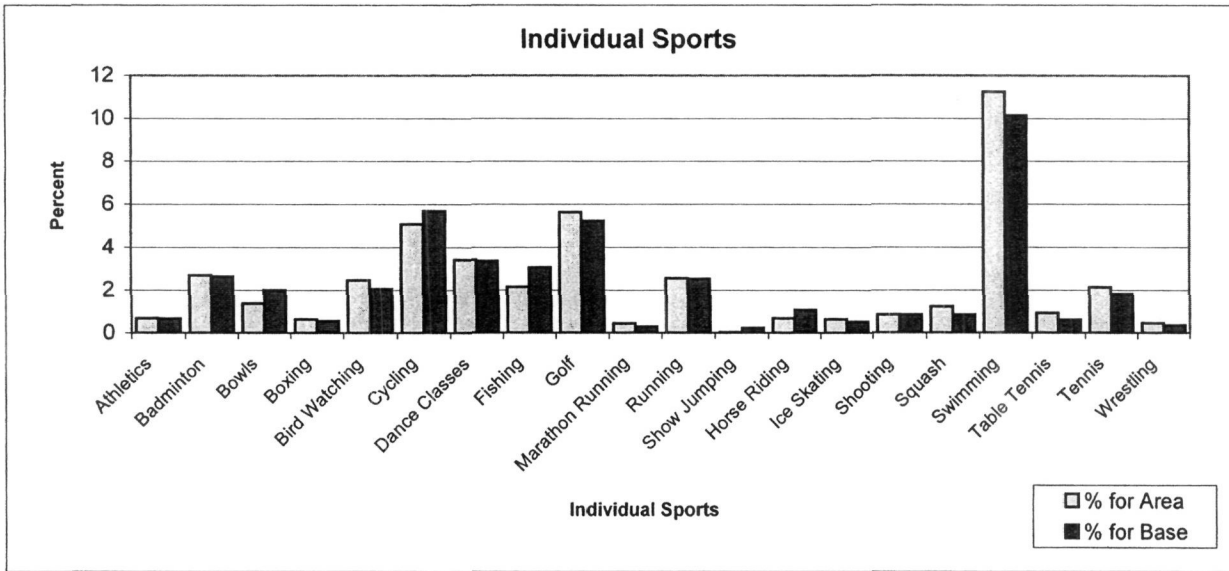
© BMRB International Ltd. 2004
 24-Aug-04

	Adults	% for Area	% for Base	Index av=100
Games & Gambling (continued):				
<i>National Lottery (Play every week)</i>				
Draw - Wednesday	13,593	18.6	24.5	76
Draw - Saturday	22,050	30.1	39.0	77
Scratch Cards	5,957	8.1	11.9	68
Other Scratch Cards	885	1.2	2.0	62
Health & Fitness:				
Yoga	1,715	2.3	2.2	106
Keep-Fit / Aerobics	7,497	10.2	8.3	124
Weight Training / Working Out	5,699	7.8	6.1	127
Jogging	3,412	4.7	3.6	129
Walking / Rambling	7,143	9.8	11.8	83
Club Memberships:				
Health Club	4,097	5.6	4.1	137
Gym	7,971	10.9	8.8	124
Athletics Club	254	0.3	0.3	126
Angling Club	328	0.4	1.0	44
Golf Club	2,559	3.5	3.1	111
Riding Club	211	0.3	0.4	68
Rugby / Football Club	1,879	2.6	2.7	95
Sailing Club	393	0.5	0.6	95
Squash Club	649	0.9	0.5	186
Tennis Club	938	1.3	1.0	133
Other sports club	4,168	5.7	5.8	98
Member of the National Trust	11,987	16.4	10.0	164
Member of English Heritage	2,562	3.5	1.9	187
Outings in last 12 months:				
Art Galleries	17,136	23.4	16.9	138
Archaeological Sites	4,617	6.3	5.8	109
Beauty Spots / Gardens	16,854	23.0	21.9	105
Museums	23,360	31.9	23.3	137
Nature Reserves	7,046	9.6	10.6	90
Theme Parks	15,925	21.7	18.3	119
Zoos / Safari Parks	10,109	13.8	15.2	91
Stately Homes and Castles	19,197	26.2	20.9	125
Places of National and Historic Interest	23,225	31.7	25.3	125
Exhibitions in last 12 months:				
Air Shows	4,143	5.7	4.9	114
Ideal Home Exhibition	4,191	5.7	2.6	224
International Boat Show	1,521	2.1	1.3	164
International Motor Show	1,549	2.1	2.2	98
Gardening Shows	5,554	7.6	4.4	172
Performances (at least once a month):				
Ballet	183	0.2	0.2	128
Cinema	21,261	29.0	24.2	120
Contemporary Dance	43	0.1	0.1	40
Classical Music Concerts	1,319	1.8	1.0	189
Jazz Concerts	149	0.2	0.2	85
Opera	270	0.4	0.2	154
Plays	1,285	1.8	1.2	143
Pop / Rock Concerts	434	0.6	0.9	68
Theatre	1,863	2.5	1.9	131

Participation Profile: Sports & Leisure

Report for: DTZ Pidea Consulting
 Sample Area: Woking
 Base: Great Britain

© BMRB International Ltd. 2004
 24-Aug-04



DTZ *Re:MAP* RETAIL CAPACITY ASSESSMENT

BASE YEAR ASSUMPTIONS

DTZ *Re:MAP* – BACKGROUND & SCENARIO TESTING

1. DTZ *Re:Map* is able to model the market potential of any centre or store, as measured by its potential catchment population and the available retail spending, and benchmark this against its current retail floorspace stock. The model is then able to provide forecasts of changes in population, retail spending and new floorspace developments over a 10-15 year period. Based on assumptions about how much trade will be required to support this existing and future floorspace, the model provides an assessment of the quantum of surplus spending that will be available to support new developments over the forecast period.
2. The key findings of the DTZ *Re:Map* capacity assessments for comparison and convenience goods retailing are detailed in the Excel spreadsheet tables set out in Appendices.
3. For the purpose of the **comparison and convenience goods** retail capacity assessment we have modelled three different scenarios to test the sensitivity of the outputs of DTZ *Re:Map* to changes in a number of the key inputs: -
 - ***Scenario 1: 'Baseline - Steady Growth' (unadjusted market shares)*** – This scenario tests the capacity for new comparison and convenience floorspace based on the 'raw' market share figures derived from the household survey. The 'baseline' case assumes that the derived market shares will remain constant over the forecast period 2001 to 2016.
 - ***Scenario 2: 'Decline' (adjusted market shares)*** – This scenario tests the capacity for new comparison floorspace only based on a declining market share. For this scenario we adjust downwards Woking town centre's market share by 10%. This downward adjustment is based on leakage and competition arising from a 'do nothing' scenario where Woking is negatively impacted by development and investment in competing centres.
 - ***Scenario 3: 'Clawback' (adjusted market shares)***: This scenario tests the capacity for new comparison floorspace based on an increasing market share. For the purpose of this scenario we assume an uplift in Woking town centre's market share by 10%. This uplift is based on the town centre 'clawing back' shoppers and spend from competing centres due to new investment and development.

Table 1 Capacity Assessment - Comparison & Convenience Goods:		
Scenarios	Growth in 'efficiency' (% per annum)	Growth in average spend (% per annum)
CONVENIENCE GOODS:		
Scenario 1 (unadjusted market shares)	0.0%	0.3%
COMPARISON GOODS:		
Scenario 1 (unadjusted market shares)	1.5 % & 2.5%	4.4 %
Scenario 2 (adjusted market shares)	1.5% & 2.5%	4.4%
Scenario 3 (adjusted market shares)	1.5% & 2.5%	4.4%

4. The following commentary briefly describes the seven key stages in the DTZ *Re:Map* capacity assessment and sets out the baseline assumptions underpinning the analysis.

Stage 1: Study Area, Population and Spending Forecasts

5. The starting point for the capacity assessment is to define the study area and to understand current shopping patterns. For the purpose of this capacity assessment we have defined the study area using six zones. Zone 1 covers Woking and its immediate surrounds. The study area, as defined, covers a wider area than the city area to reflect the fact that the Woking draws trade from a wider catchment. The study area provides a robust baseline position for determining the market potential of existing retail facilities. Using the zones also facilitates a more detailed analysis of the potential 'leakage' of retail spending to other competing centres and stores in neighbouring local authorities at the base year.
6. The base year population and average spend estimates have been derived in-house by DTZ using our MapInfo Geographic Information System (GIS). This system runs the *TargetPro* demographic (formerly know as URPI *Illumine*) and *ACORN* lifestyle datasets. This is a standard source widely used by planning consultants and tested at Public Inquiry. The key assumptions underpinning DTZ *Re:Map* Stage 1 and the main outputs of the model are briefly described below: -
- **Base Year Spend** – The average spend per capita estimates derived from *TargetPro* are for 2001 (in 2001 prices).
 - **Spend Projections** - For comparison goods we have used DTZ's recommended long term growth rate for spending of +4.4% per annum. The DTZ view has been based on historical trends derived from MapInfo Brief 04/02 "*Goods based retail expenditure estimates and price indices*" (April 2004) and Experian's "*Retail Planner Briefing Note 1.2*" (November 2003).
 - **Total Available Spend** – Combining the average spend (of all zones) and

population forecasts, we calculate the potential total available spend on comparison goods (based on 'Baseline' Scenario 1) will increase by 97.9% from £798.4million to £1,579.7 million between 2001 and 2016. In contrast, spend on convenience goods is forecast to increase by 8.5% from £465.0 million to £504.4 million over the same period.

8. The outputs of Stage 1 clearly demonstrate that the growth in Woking's comparison goods market will significantly outstrip spending on convenience goods. This has important implications for the capacity for new retail development in these two retail sectors over the forecast period.

Table 2					
Estimated Population and Available Spend at Base Year (2001)					
	Population	Average Spend per Capita		Total Available Spend (£million)	
		Non-Food	Food	Non-Food	Food
Zone 1	75,601	£2,990	£1,745	£226.0m	£131.9m
Zone 2	20,940	£2,949	£1,742	£61.8m	£36.5m
Zone 3	55,678	£3,016	£1,761	£167.9m	£98.0m
Zone 4	57,555	£3,132	1,807	£180.3m	£104.0m
Zone 5	23,992	£3,265	£1,861	£78.3m	£44.6m
Zone 6	28,160	£2,985	£1,773	£84.1m	£49.9m
TOTAL:	261,926	~	~	£798.4m	£465.0m

Source: DTZ *ReMap*, (Appendix 8 & 9, Stage 1)

Stage 2: Floorspace Stock

9. This stage sets out DTZ estimates of net comparison and convenience goods floorspace within the catchment. These floorspace estimates are derived from a number of sources including Local Authority figures and Goad datasets. Stage 2 in the *Re:Map* models provides a more detailed breakdown of the floorspace figures underpinning Stage 2 of our analysis.
10. For the capacity analysis **Table 3** lists the following in-town comparison commitments for Woking and West Byfleet. We have also separately listed all out-of-centre comparison goods commitments in **Table 4**.

Table 3: Comparison Goods Commitments : Town Centre (sq.m)				
Centre	Application No:	Location	Additional Floorspace (Gross - sq.m.)	Additional Floorspace (Net - sq.m.) ⁽¹⁾
Woking	2000/0268	Land adjacent to Mercia Walk / Commercial Way	100	60
West Byfleet	2004/0307	49 – 50 Station approach	175	105
Comparison In-town Total			275	165
Note: Based on a gross to net ratio of 60%				

Table 4: Comparison Goods Commitment: Out-of-Centre (sq.m)				
Centre	Application No:	Location	Additional Floorspace (Gross - sq.m.)	Additional Floorspace (Net - sq.m.) ⁽¹⁾
Brookwood	2002/1127	Sainsbury's Homebase, Redding Way	2,483	1,986.4
Sheerwater	2000/0605	Unit A, Forsyth Road	100	80
Out-of-Centre Total			2,583	2066.4
Note: Based on a gross to net ratio of 80%				

11. **Table 5** lists the in-town convenience commitments for Woking and the other District and Local Centres. There were no out-of-centre convenience commitments.

Table 5: Convenience Goods Commitments: In-town (sq.m)				
Centre	Application No:	Location	Additional Floorspace (Gross - sq.m.)	Additional Floorspace (Net - sq.m.) ⁽¹⁾
Woking	2003/1370	Peacocks Centre, Victoria Way	1,232	739.2
	1999/1403	Land adjacent to 5 The Broadway	103	61.8
	2002/1417	Former Railway yard Depot, Victoria Road	140	84.0
	2002/1171	8 Guildford Road	99	59.4
Woking Total			1,574	944.4
Goldsworth Park	2004/0054	Waitrose Supermarket	214	128.4
Kingfield	2000/0569	Sherpa House, Kingfield Rd.	67	40.2
	1999/1403	1 The Shops, Kingfield Rd.	180	108.0
Convenience In-town Total			2,035	1,221
Note: Based on a gross to net ratio of 60%				

Stage 3: Market Share Estimates

12. Stage 3 sets out our estimates of the share of available comparison and convenience goods spend which is currently being attracted to existing centres and stores in the Borough. This stage of DTZ *Re:Map* drives our assessment of the turnover potential of existing retail provision in the Borough (Stages 5 and 6) and the potential capacity for (and impact of) new floorspace over the forecast period (Stage 7).
13. The robustness of this market share approach is necessarily dependent on judgments as to the relative scale, quality and location of existing retail facilities within Woking and beyond. To help inform these judgments we have drawn on the results of the household interview survey which specifically asked where people shop for their main food, fashion and “bulky goods” purchases and how much they spent on these different items on their last shopping trip.
14. Nevertheless, it is important to state at the outset that the household survey can only provide a broad indication of shopping patterns within the Borough. The derived market shares provide a guide as to how much total potential spend is being attracted to the Borough’s key centres and stores.
15. Our market share estimates for both the comparison and convenience goods sectors in the Core and Outer Catchment Areas are briefly described below.
16. The unadjusted market shares for Comparison Goods Scenario 1 (‘baseline’) are as follows:

Table 6: Comparison Goods Retailing: Unadjusted Market Shares (%)						
	Zone 1	Zone 2	Zone 3	Zone 4	Zone 5	Zone 6
Woking TC:						
<i>Unadjusted:</i>	34.6%	19.6%	6.4%	2.3%	28.4%	7.7%
West Byfleet TC:						
<i>Unadjusted:</i>	0.9	8.7%	0.0%	0.0%	0.0%	0.0%
Retail Warehouses:						
<i>Unadjusted:</i>	11.4%	4.3%	1.1%	0.4%	7.2%	1.0%
Source: DTZ <i>ReMap</i> , (Appendix 8, Stage 3)						

17. The unadjusted convenience goods market shares are detailed below:

Table 7: Convenience Goods Retailing: Unadjusted Market Shares (%)						
	Zone 1	Zone 2	Zone 3	Zone 4	Zone 5	Zone 6
Woking TC: <i>Unadjusted:</i>	17.7%	1.0%	3.6%	1.3%	27.9%	0.9%
District & Local Centres: <i>Unadjusted:</i>	25.5%	15.8%	1.5%	0.0%	7.3%	1.2%
Out of centre stores: <i>Unadjusted:</i>	39.4%	13.3%	7.4%	0.7%	28.2%	0.7%
Source: DTZ ReMap, (Appendix 9, Stage 3)						

Stage 4: Trade Draw Estimates

18. At this stage in our analysis we calculate the proportion of each centre's (or store's) total turnover that is drawn from outside the defined study area (i.e. outside The Core and Outer Catchment). This trade draw estimate, in combination with the market share assumptions (Stage 3), are the two main inputs to the DTZ *Re:Map* model and drive the assessments of retail capacity and impact.
19. The trade draw of a centre or store from within its defined catchment areas (i.e. the 'core' and 'outer' areas) is an output of the market share estimates (at Stage 3) and can be used to test whether the assumed market shares are reasonable or not. Dependent on their size, location, accessibility and quality of shopping provision, we normally assume that a certain proportion of the total estimated turnover of a centre or store will also be derived from beyond the study area (in this case from beyond the 'outer' study area).
 - Comparison Goods – Research and survey evidence clearly demonstrates that town and city centres with a significant 'critical mass' of retail floorspace, as well as a diverse mix and quality of retail, leisure, service, tourist and cultural attractions draw shoppers and visitors from wide catchment areas. Based on the scale and quality of their retail offer, and the findings of the household survey, we therefore assume that Woking town centre draws approximately 10% of its total sales from outside the study area. In contrast, we estimate that the smaller centre of West Byfleet will draw 5% as will retail warehouses.
 - Convenience Goods – The growth in foodstore provision since the 1980s generally means that people do not travel more than ten minutes drive time to fulfil their main food shopping requirements. Nevertheless, there are some exceptions where people do make choices based on price, ease of access, quality of offer and brands. In our judgement, based on the scale and quality of their retail offer (and the findings of the household survey), we assume that Woking will draw 5% of its total sales from outside the study area. The District and Local Centres due to their relative local function will draw 1%, and the large out-of-centre foodstores will achieve an average trade draw of 5%.

Stage 5: 'Potential' Turnover Forecasts

23. The main outputs of DTZ *Re:Map* are total turnover (Stage 5) and the average turnover to floorspace ratios (Stage 6). The sensitivity of these 'potential' turnover estimates to changes in the main inputs to the model (Stages 1 – 4) has been tested at all stages of the analysis to ensure that the final turnover assumptions are reasonable and robust.

Stage 6: 'Potential Average Sales Density'

24. Stages 5 and 6 also forecast the potential growth in turnover up to 2016 based on our forecasts of population and spending growth and taking account of likely changes to town centre market shares due to new development and/or qualitative improvements (such as improved management, marketing or improved access/parking). For example, in Scenario 1 of the comparison retail capacity assessment (no change in market share), Woking's comparison goods turnover is forecast to increase from £148.7 million in 2001 to £293.6 million by 2016.
25. The DTZ estimates for comparison and convenience goods turnover and sales density, based on the market shares are set out in the **Table(s) 8 and 9** below:

Table 8:				
Comparison Goods Turnover Potential, 'Baseline' Scenario: 2001 – 2016				
<i>(Assuming town centre 'efficiency ratio' of 1.5% per annum)</i>				
@2001 prices	Total 'Potential Turnover (£ million)		Average Sales Density (£ per sq.metre)	
	2001	2016	2001	2016
Woking TC	£148.7m	£293.6m	£3,406	£6,273
West Byfleet	£7.7m	£15.2m	£1,800	£3,538
"Bulky Goods"	£39.2m	£77.5m	£4,671	£9,221
Source: DTZ <i>ReMap</i> , (Appendix 8, Stage 5)				

Table 9:				
Convenience Goods Turnover Potential, 'Baseline' Scenario: 2001 – 2016				
<i>(Assuming town centre 'efficiency ratio' of 1.5% per annum)</i>				
@2001 prices	Total 'Potential Turnover (£ million)		Average Sales Density (£ per sq.metre)	
	2001	2016	2001	2016
Woking TC	£43.7m	£47.5m	£8,259	£8,984
District & Local Centres	£45.2m	£48.8m	£12,342	£13,325
Out-of-Centre stores	£81.8m	£88.7m	£14,710	£15,937
Source: DTZ <i>ReMap</i> , (Appendix 9, Stage 5)				

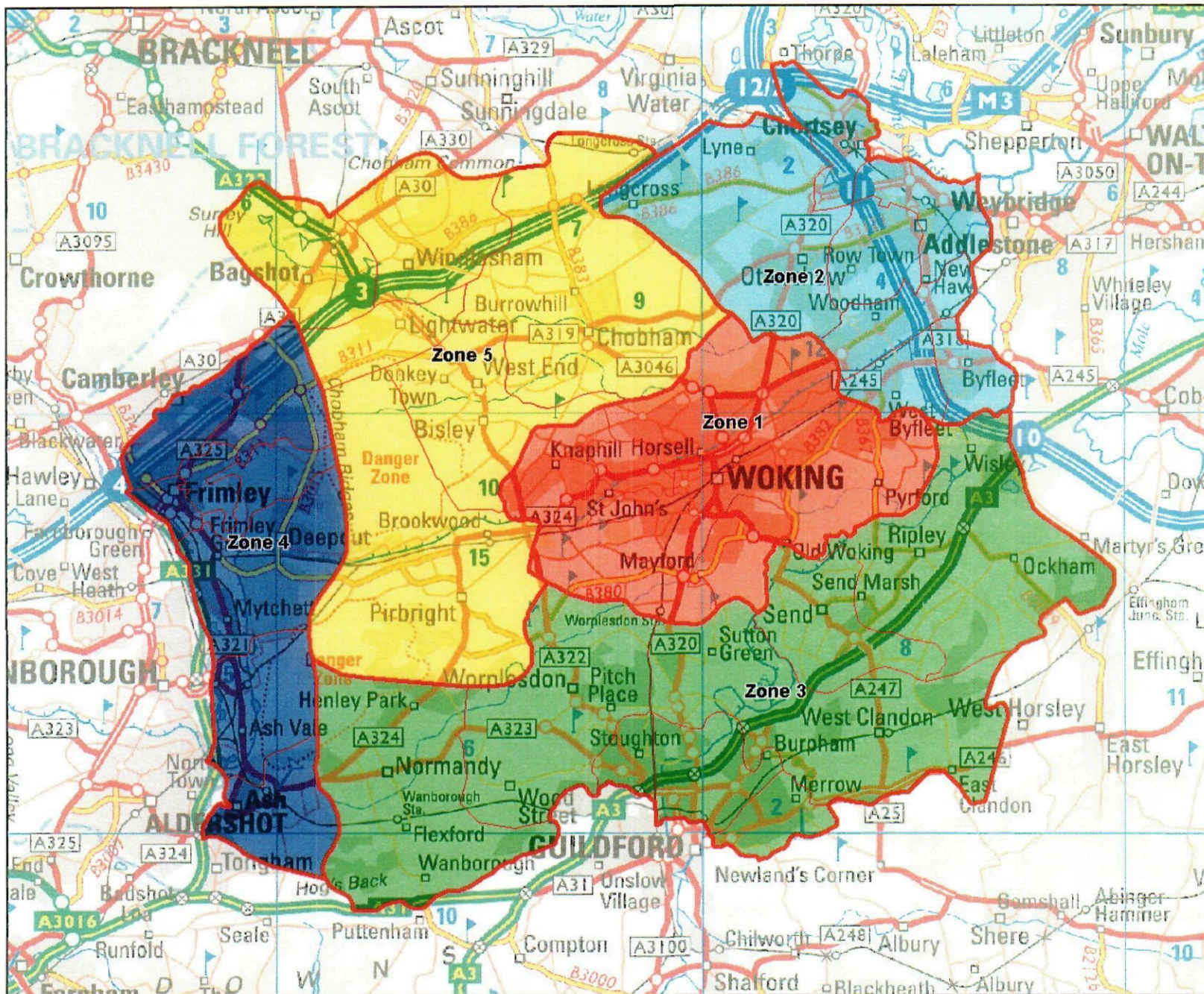
Stage 7: Retail Capacity Assessment (2003)

26. This final stage in the analysis sets out our assessment of the capacity for new comparison and convenience goods retail floorspace over the forecast period. In

this case up to 2016. It is important to restate that none of our calculations include inflation and are expressed in terms of constant 2000 prices.

27. There are a number of key assumptions underpinning our analysis and these are briefly described below: -

- **“Equilibrium”** - At the Base Year we have necessarily assumed that Woking’s retail market is in equilibrium and that existing centres and stores are trading at average turnover levels. As a result we calculate that there is no residual convenience or comparison goods expenditure available to support new floorspace at the Base Year. This is a conventional assumption in retail capacity assessments, which assumes a zero requirement for new retail floorspace at the Base Year. This is because it is difficult to ascertain whether centres and stores are under or over-trading at the Base Year.
- **“Efficiency”** – For existing comparison goods retailers in the Woking catchment we allocate a proportion of the forecast growth in spend to allow for the increased “efficiency” of existing floorspace. This is a standard approach used in retail studies and it is generally assumed that retail businesses in existing centres need to grow at between 1.0% - 1.5% per annum in real terms to remain commercially viable. It is argued that this growth allows businesses to maintain their current trading performance and customer service through new investment. It therefore helps existing town and shopping centres to maintain their vitality and viability in accordance with policy guidelines. We do not, however, apply this growth rate to out-of-centre shops and stores, as this is not supported by policy guidance. For comparison goods, we have tested in our main ‘Baseline’ scenario an annual ‘efficiency’ growth rate of 1.5% and 2.5% (see Appendix 8). We do not model a growth rate for food retailing as the forecast nominal growth in average convenience goods spend does not support this assumption.
- **“Capacity”** – The final steps in the capacity assessment involve the application of an average sales density for new food and non-food retailing, to the surplus expenditure, to calculate the residual net and gross floorspace that can be supported up to 2016. For the purpose of this analysis we assume that the average sales density of new floorspace tested at Step 5 is the same for existing floorspace. We also assume that this new comparison goods floorspace will also increase its “efficiency” by 1.5% & 2.5% per annum, so that existing businesses and new businesses are treated similarly in terms of their future performance.



**WOKING
HOUSEHOLD
SURVEY ZONES**

DTZ DTZ Pieda Consulting
One Curzon Street
London, W1A 5PZ
020 7643 6170



Woking Retail Capacity: Comparison Goods Shopping Only, 2001 - 2016:

Re:Map

Scenario 1: Baseline Capacity

Assumptions: No change in market share
 Increase in turnover efficiency of: 1.5% per annum
 Forecast growth in average spend of: 4.4% per annum

STAGE 1: PROJECTED CHANGES IN CATCHMENT POPULATION & SPENDING (all monetary figures expressed in constant 2000 prices):

	2001	2004	2008	2011	2016	CHANGE: 2001 - 2016	
						£m	%
CORE BOROUGH CATCHMENT							
Zone 1							
- Population ⁽¹⁾	75,601	76,056	76,666	77,127	77,901		3.0%
- Average comparison goods spending (£ per capita): ^{(2) (3)}	£2,990	£3,402	£4,042	£4,599	£5,704		90.8%
Total Spend £m	£226.0	£258.8	£309.9	£354.7	£444.3		96.6%
OUTER BOROUGH CATCHMENT							
Zone 2							
- Population ⁽¹⁾	20,940	21,066	21,235	21,363	21,577		3.0%
- Average comparison goods spending (£ per capita): ^{(2) (3)}	£2,949	£3,356	£3,986	£4,536	£5,626		90.8%
Total Spend £m	£61.8	£70.7	£84.7	£96.9	£121.4		96.6%
Zone 3							
- Population ⁽¹⁾	55,678	56,097	56,660	57,086	57,803		3.8%
- Average comparison goods spending (£ per capita): ^{(2) (3)}	£3,016	£3,432	£4,077	£4,639	£5,754		90.8%
Total Spend £m	£167.9	£192.5	£231.0	£264.8	£332.6		98.0%
Zone 4							
- Population ⁽¹⁾	57,555	58,214	59,104	59,780	60,924		5.9%
- Average comparison goods spending (£ per capita): ^{(2) (3)}	£3,132	£3,564	£4,234	£4,818	£5,975		90.8%
Total Spend £m	£180.3	£207.5	£250.2	£288.0	£364.0		101.9%
Zone 5							
- Population ⁽¹⁾	23,992	24,267	24,638	24,919	25,397		5.9%
- Average comparison goods spending (£ per capita): ^{(2) (3)}	£3,265	£3,715	£4,414	£5,022	£6,229		90.8%
Total Spend £m	£78.3	£90.2	£108.7	£125.1	£158.2		101.9%
Zone 6							
- Population ⁽¹⁾	28,160	28,118	28,062	28,020	27,950		-0.7%
- Average comparison goods spending (£ per capita): ^{(2) (3)}	£2,985	£3,397	£4,035	£4,591	£5,694		90.8%
Total Spend £m	£84.1	£95.5	£113.2	£128.7	£159.2		89.3%
Total Population	261,926	263,816	266,363	268,294	271,551		3.7%
- TOTAL COMPARISON GOODS SPENDING: (£million)	£798.4	£915.1	£1,067.7	£1,258.2	£1,579.7	£781	97.9%

NOTES:

(1) Year 2001 (base) population derived from MapInfo TargetPro system. Population projections derived from Woking Borough Council who were supplied by Surrey County Council with a Draft Interim 2001 based Population and Household Forecasts. For Zone 1 the projection is based on the projection rate for Woking BC; for Zone 2 this is also based on the projection rate for Woking BC; for Zone 3 this is based on the projection rate for Guildford BC; for Zone 4 this is based on the average of the projections for Guildford BC and Surrey Heath BC; for Zone 5 this is based on the average of the projections for Guildford BC and Surrey Heath BC and for Zone 6 this is based on the projection for Runnymede BC.

(2) 2001 (base) expenditure derived from MapInfo TargetPro dataset. Projections based on 4.4% p.a., this is based on DTZ's in-house view of comparison goods expenditure growth (September 2004).

(3) Expenditure on special forms of trading (e.g. mail order) has NOT been deducted from the average spend estimates. Assume 7.6% of total available spend is on mail order, vending machines, internet, etc.

Woking Retail Capacity: Comparison Goods Shopping Only, 2001 - 2016:

Scenario 1: Baseline Capacity

STAGE 2:

TOWN CENTRE & OUT OF TOWN RETAIL WAREHOUSE FLOORSPACE (net square metres):

		2001	2004	2008	2011	2016
TOWN CENTRE DISTRICT FLOORSPACE ⁽¹⁾:						
DEFINED SHOPPING CENTRE	WOKING	43,666	43,666	43,666	43,666	43,666
DISTRICT CENTRES	WEST BYFLEET	4,285	4,285	4,285	4,285	4,285
Sub-Total		47,951	47,951	47,951	47,951	47,951
RETAIL WAREHOUSE FLOORSPACE IN WOKING BC :						
	LION RETAIL PARK, WOKING ⁽²⁾	5,438	5,438	5,438	5,438	5,438
	HOMEBASE, BROOKWOOD	2,964	2,964	2,964	2,964	2,964
Sub-Total		8,402	8,402	8,402	8,402	8,402
TOTAL COMPARISON GOODS FLOORSPACE:		56,353	56,353	56,353	56,353	56,353

NOTES:

(1) Net floorspace derived from GOAD Town Centre summary report (using net to gross ratio of 75% for town centre and 80% for out of town floorspace). Floorspace excludes vacant space.

(2) Lion Retail Park comprises of the following occupants Carpetright (624 sq.m. net), Currys (800 sq.m.net), Focus DIY (2590 sq.m. net), Halfords (800 sq.m. net) and Harveys (624 sq.m. net). Floorspace derived from Woking BC.

Woking Retail Capacity: Comparison Goods Shopping Only, 2001 - 2016:

Scenario 1: Baseline Capacity

STAGE 3: MARKET SHARE ESTIMATES (% of available comparison goods spend)

ZONE 1		2001	2004	2008	2011	2016
DEFINED SHOPPING CENTRE	Woking	34.6%	34.6%	34.6%	34.6%	34.6%
DISTRICT CENTRES	Byfleet	0.7%	0.7%	0.7%	0.7%	0.7%
	Knaphill	0.4%	0.4%	0.4%	0.4%	0.4%
	Maybury	0.2%	0.2%	0.2%	0.2%	0.2%
	West Byfleet	0.9%	0.9%	0.9%	0.9%	0.9%
RETAIL WAREHOUSES	Lion Retail Park, Woking	9.8%	9.8%	9.8%	9.8%	9.8%
	Homebase, Brookwood	1.6%	1.6%	1.6%	1.6%	1.6%
OTHER MAJOR CENTRES	Camberley	0.6%	0.6%	0.6%	0.6%	0.6%
	Farnborough	1.5%	1.5%	1.5%	1.5%	1.5%
	Guildford	19.6%	19.6%	19.6%	19.6%	19.6%
	Kingston	2.9%	2.9%	2.9%	2.9%	2.9%
	London	3.9%	3.9%	3.9%	3.9%	3.9%
	Staines	0.4%	0.4%	0.4%	0.4%	0.4%
OTHER MAJOR SHOP LOCATIONS AND STORES ELSEWHERE		15.5%	15.5%	15.5%	15.5%	15.5%
INTERNET, MAIL ORDER AND OTHER TYPES OF HOME SHOPPING		7.6%	7.6%	7.6%	7.6%	7.6%
TOTAL ESTIMATED MARKET SHARE:		100.0%	100.0%	100.0%	100.0%	100.0%

ZONE 2		2001	2004	2008	2011	2016
DEFINED SHOPPING CENTRE	Woking	19.6%	19.6%	19.6%	19.6%	19.6%
DISTRICT CENTRES	Byfleet	1.7%	1.7%	1.7%	1.7%	1.7%
	Knaphill	0.0%	0.0%	0.0%	0.0%	0.0%
	Maybury	0.0%	0.0%	0.0%	0.0%	0.0%
	West Byfleet	8.7%	8.7%	8.7%	8.7%	8.7%
RETAIL WAREHOUSES	Lion Retail Park, Woking	3.2%	3.2%	3.2%	3.2%	3.2%
	Homebase, Brookwood	1.1%	1.1%	1.1%	1.1%	1.1%
OTHER MAJOR CENTRES	Camberley	0.6%	0.6%	0.6%	0.6%	0.6%
	Farnborough	5.3%	5.3%	5.3%	5.3%	5.3%
	Guildford	17.7%	17.7%	17.7%	17.7%	17.7%
	Kingston	2.4%	2.4%	2.4%	2.4%	2.4%
	London	3.8%	3.8%	3.8%	3.8%	3.8%
	Staines	8.0%	8.0%	8.0%	8.0%	8.0%
OTHER MAJOR SHOP LOCATIONS AND STORES ELSEWHERE		20.4%	20.4%	20.4%	20.4%	20.4%
INTERNET, MAIL ORDER AND OTHER TYPES OF HOME SHOPPING		7.6%	7.6%	7.6%	7.6%	7.6%
TOTAL ESTIMATED MARKET SHARE:		100.0%	100.0%	100.0%	100.0%	100.0%

Woking Retail Capacity: Comparison Goods Shopping Only, 2001 - 2016:

Scenario 1: Baseline Capacity

STAGE 3: MARKET SHARE ESTIMATES (% of available comparison goods spend)

ZONE 3		2001	2004	2008	2011	2016
DEFINED SHOPPING CENTRE	Woking	6.4%	6.4%	6.4%	6.4%	6.4%
DISTRICT CENTRES	Byfleet	0.4%	0.4%	0.4%	0.4%	0.4%
	Knaphill	0.0%	0.0%	0.0%	0.0%	0.0%
	Maybury	0.0%	0.0%	0.0%	0.0%	0.0%
	West Byfleet	0.0%	0.0%	0.0%	0.0%	0.0%
RETAIL WAREHOUSES	Lion Retail Park, Woking	1.0%	1.0%	1.0%	1.0%	1.0%
	Homebase, Brookwood	0.1%	0.1%	0.1%	0.1%	0.1%
OTHER MAJOR CENTRES	Camberley	0.9%	0.9%	0.9%	0.9%	0.9%
	Farnborough	1.8%	1.8%	1.8%	1.8%	1.8%
	Guildford	65.9%	65.9%	65.9%	65.9%	65.9%
	Kingston	0.4%	0.4%	0.4%	0.4%	0.4%
	London	3.9%	3.9%	3.9%	3.9%	3.9%
	Staines	0.2%	0.2%	0.2%	0.2%	0.2%
OTHER MAJOR SHOP LOCATIONS AND STORES ELSEWHERE		11.5%	11.5%	11.5%	11.5%	11.5%
INTERNET, MAIL ORDER AND OTHER TYPES OF HOME SHOPPING		7.6%	7.6%	7.6%	7.6%	7.6%
TOTAL ESTIMATED MARKET SHARE:		100.0%	100.0%	100.0%	100.0%	100.0%
ZONE 4		2001	2004	2008	2011	2016
DEFINED SHOPPING CENTRE	Woking	2.3%	2.3%	2.3%	2.3%	2.3%
DISTRICT CENTRES	Byfleet	0.1%	0.1%	0.1%	0.1%	0.1%
	Knaphill	0.0%	0.0%	0.0%	0.0%	0.0%
	Maybury	0.0%	0.0%	0.0%	0.0%	0.0%
	West Byfleet	0.0%	0.0%	0.0%	0.0%	0.0%
RETAIL WAREHOUSES	Lion Retail Park, Woking	0.4%	0.4%	0.4%	0.4%	0.4%
	Homebase, Brookwood	0.0%	0.0%	0.0%	0.0%	0.0%
OTHER MAJOR CENTRES	Camberley	35.8%	35.8%	35.8%	35.8%	35.8%
	Farnborough	19.5%	19.5%	19.5%	19.5%	19.5%
	Guildford	14.1%	14.1%	14.1%	14.1%	14.1%
	Kingston	0.0%	0.0%	0.0%	0.0%	0.0%
	London	2.7%	2.7%	2.7%	2.7%	2.7%
	Staines	0.3%	0.3%	0.3%	0.3%	0.3%
OTHER MAJOR CENTRES, SHOPS AND STORES ELSEWHERE		17.2%	17.2%	17.2%	17.2%	17.2%
INTERNET, MAIL ORDER AND OTHER TYPES OF HOME SHOPPING		7.6%	7.6%	7.6%	7.6%	7.6%
TOTAL ESTIMATED MARKET SHARE:		100.0%	100.0%	100.0%	100.0%	100.0%

Woking Retail Capacity: Comparison Goods Shopping Only, 2001 - 2016:

Scenario 1: Baseline Capacity

STAGE 3: MARKET SHARE ESTIMATES (% of available comparison goods spend)

ZONE 5		2001	2004	2008	2011	2016
DEFINED SHOPPING CENTRE	Woking	28.4%	28.4%	28.4%	28.4%	28.4%
DISTRICT CENTRES	Byfleet	0.2%	0.2%	0.2%	0.2%	0.2%
	Knaphill	0.4%	0.4%	0.4%	0.4%	0.4%
	Maybury	0.0%	0.0%	0.0%	0.0%	0.0%
	West Byfleet	0.0%	0.0%	0.0%	0.0%	0.0%
RETAIL WAREHOUSES	Lion Retail Park, Woking	4.2%	4.2%	4.2%	4.2%	4.2%
	Homebase, Brookwood	3.0%	3.0%	3.0%	3.0%	3.0%
OTHER MAJOR CENTRES	Camberley	14.0%	14.0%	14.0%	14.0%	14.0%
	Farnborough	8.4%	8.4%	8.4%	8.4%	8.4%
	Guildford	15.8%	15.8%	15.8%	15.8%	15.8%
	Kingston	0.2%	0.2%	0.2%	0.2%	0.2%
	London	1.4%	1.4%	1.4%	1.4%	1.4%
	Staines	0.9%	0.9%	0.9%	0.9%	0.9%
OTHER MAJOR CENTRES, SHOPS AND STORES ELSEWHERE		15.5%	15.5%	15.5%	15.5%	15.5%
INTERNET, MAIL ORDER AND OTHER TYPES OF HOME SHOPPING		7.6%	7.6%	7.6%	7.6%	7.6%
TOTAL ESTIMATED MARKET SHARE:		100.0%	100.0%	100.0%	100.0%	100.0%

ZONE 6		2001	2004	2008	2011	2016
DEFINED SHOPPING CENTRE	Woking	7.7%	7.7%	7.7%	7.7%	7.7%
DISTRICT CENTRES	Byfleet	0.0%	0.0%	0.0%	0.0%	0.0%
	Knaphill	0.0%	0.0%	0.0%	0.0%	0.0%
	Maybury	0.0%	0.0%	0.0%	0.0%	0.0%
	West Byfleet	0.0%	0.0%	0.0%	0.0%	0.0%
RETAIL WAREHOUSES	Lion Retail Park, Woking	0.9%	0.9%	0.9%	0.9%	0.9%
	Homebase, Brookwood	0.1%	0.1%	0.1%	0.1%	0.1%
OTHER MAJOR CENTRES	Camberley	0.4%	0.4%	0.4%	0.4%	0.4%
	Farnborough	5.2%	5.2%	5.2%	5.2%	5.2%
	Guildford	26.2%	26.2%	26.2%	26.2%	26.2%
	Kingston	1.8%	1.8%	1.8%	1.8%	1.8%
	London	6.5%	6.5%	6.5%	6.5%	6.5%
	Staines	20.9%	20.9%	20.9%	20.9%	20.9%
OTHER MAJOR CENTRES, SHOPS AND STORES ELSEWHERE		22.8%	22.8%	22.8%	22.8%	22.8%
INTERNET, MAIL ORDER AND OTHER TYPES OF HOME SHOPPING		7.6%	7.6%	7.6%	7.6%	7.6%
TOTAL ESTIMATED MARKET SHARE:		100.0%	100.0%	100.0%	100.0%	100.0%

NOTES:



Woking Retail Capacity: Comparison Goods Shopping Only, 2001 - 2016:

Scenario 1: Baseline Capacity

STAGE 4: TRADE DRAW ESTIMATES (% of comparison goods turnover derived from inside and outside the core zone)

	2001	2004	2008	2011	2016
DEFINED SHOPPING CENTRE					
WOKING					
Trade Draw from Zone 1 Catchment	53%	53%	52%	52%	52%
Trade Draw from Zone 2 Catchment	8%	8%	8%	8%	8%
Trade Draw from Zone 3 Catchment	7%	7%	7%	7%	7%
Trade Draw from Zone 4 Catchment	3%	3%	3%	3%	3%
Trade Draw from Zone 5 Catchment	15%	15%	15%	15%	15%
Trade Draw from Zone 6 Catchment	4%	4%	4%	4%	4%
Trade Draw from Elsewhere	10%	10%	10%	10%	10%
TOTAL TRADE DRAW	100%	100%	100%	100%	100%
DISTRICT CENTRE					
WEST BYFLEET					
Trade Draw from Zone 1 Catchment	25%	25%	25%	25%	25%
Trade Draw from Zone 2 Catchment	70%	70%	70%	70%	70%
Trade Draw from Zone 3 Catchment	0%	0%	0%	0%	0%
Trade Draw from Zone 4 Catchment	0%	0%	0%	0%	0%
Trade Draw from Zone 5 Catchment	0%	0%	0%	0%	0%
Trade Draw from Zone 6 Catchment	0%	0%	0%	0%	0%
Trade Draw from Elsewhere	5%	5%	5%	5%	5%
TOTAL TRADE DRAW	100%	100%	100%	100%	100%
ALL RETAIL WAREHOUSES					
Trade Draw from Zone 1 Catchment	66%	66%	65%	65%	65%
Trade Draw from Zone 2 Catchment	7%	7%	7%	7%	7%
Trade Draw from Zone 3 Catchment	4%	4%	4%	5%	5%
Trade Draw from Zone 4 Catchment	2%	2%	2%	2%	2%
Trade Draw from Zone 5 Catchment	14%	14%	14%	14%	15%
Trade Draw from Zone 6 Catchment	2%	2%	2%	2%	2%
Trade Draw from Elsewhere	5%	5%	5%	5%	5%
TOTAL TRADE DRAW	100%	100%	100%	100%	100%

NOTES:

Woking Retail Capacity: Comparison Goods Shopping Only, 2001 - 2016:

Scenario 1: Baseline Capacity

STAGE 5:

POTENTIAL COMPARISON GOODS TURNOVER (£ million):

	2001	2004	2008	2011	2016	CHANGE: 2001 - 2016	
						£m	%
DEFINED SHOPPING CENTRE							
WOKING							
Turnover from Zone 1 Catchment	£78.2	£89.5	£107.2	£122.7	£153.7		
Turnover from Zone 2 Catchment	£12.1	£13.8	£16.6	£19.0	£23.8		
Turnover from Zone 3 Catchment	£10.7	£12.3	£14.8	£16.9	£21.3		
Turnover from Zone 4 Catchment	£4.1	£4.7	£5.7	£6.6	£8.3		
Turnover from Zone 5 Catchment	£22.3	£25.6	£30.9	£35.6	£45.0		
Turnover from Zone 6 Catchment	£6.4	£7.3	£8.7	£9.9	£12.2		
Turnover from Elsewhere	£14.9	£17.0	£20.4	£23.4	£29.4		
TOTAL TURNOVER	£148.7	£170.4	£204.2	£234.0	£293.6	£144.84	97.4%
DISTRICT CENTRE							
WEST BYFLEET							
Turnover from Zone 1 Catchment	£2.0	£2.3	£2.7	£3.1	£3.9		
Turnover from Zone 2 Catchment	£5.4	£6.1	£7.3	£8.4	£10.5		
Turnover from Zone 3 Catchment	£0.0	£0.0	£0.0	£0.0	£0.0		
Turnover from Zone 4 Catchment	£0.0	£0.0	£0.0	£0.0	£0.0		
Turnover from Zone 5 Catchment	£0.0	£0.0	£0.0	£0.0	£0.0		
Turnover from Zone 6 Catchment	£0.0	£0.0	£0.0	£0.0	£0.0		
Turnover from Elsewhere	£0.4	£0.4	£0.5	£0.6	£0.8		
TOTAL TURNOVER	£7.7	£8.8	£10.6	£12.1	£15.2	£7.45	96.6%
ALL RETAIL WAREHOUSES							
Turnover from Zone 1 Catchment	£25.7	£29.5	£35.3	£40.4	£50.6		
Turnover from Zone 2 Catchment	£2.6	£3.0	£3.6	£4.2	£5.2		
Turnover from Zone 3 Catchment	£1.8	£2.0	£2.4	£2.8	£3.5		
Turnover from Zone 4 Catchment	£0.8	£0.9	£1.1	£1.2	£1.5		
Turnover from Zone 5 Catchment	£5.6	£6.4	£7.7	£8.9	£11.3		
Turnover from Zone 6 Catchment	£0.8	£0.9	£1.1	£1.2	£1.5		
Turnover from Elsewhere	£2.0	£2.2	£2.7	£3.1	£3.9		
TOTAL TURNOVER	£39.2	£45.0	£53.9	£61.8	£77.5	£38.23	97.4%

Woking Retail Capacity: Comparison Goods Shopping Only, 2001 - 2016:

Scenario 1: Baseline Capacity

STAGE 6: POTENTIAL AVERAGE COMPARISON GOODS TURNOVER TO FLOORSPACE RATIOS (£ per square metre):

		2001	2004	2008	2011	2016	CHANGE: 2001 - 2016
DEFINED SHOPPING CENTRE WOKING	Square Metres	£3,406	£3,902	£4,678	£5,359	£6,723	97.4%
	Square Feet	£316	£362	£435	£498	£625	97.4%
DISTRICT CENTRE WEST BYFLEET	Square Metres	£1,800	£2,060	£2,467	£2,824	£3,538	96.6%
	Square Feet	£167	£191	£229	£262	£329	96.6%
ALL RETAIL WAREHOUSES	Square Metres	£4,671	£5,352	£6,416	£7,350	£9,221	97.4%
	Square Feet	£434	£497	£596	£683	£857	97.4%

NOTES: (1) Calculated by dividing potential comparison goods turnover (Stage 5) by comparison goods sales area (Stage 2).

Woking Retail Capacity: Comparison Goods Shopping Only, 2001 - 2016:

Scenario 1: Baseline Capacity

STAGE 7: COMPARISON GOODS FLOORSPACE CAPACITY:

Assumes an annual growth 'efficiency' of: 1.5% for town centre floorspace
 Assumes an annual growth 'efficiency' of: 0.0% for out-of-town (retail warehouse) floorspace
 Assumes a net/gross floorspace ratio of: 75.0% for town centre floorspace
 Assumes a net/gross floorspace ratio of: 80.0% for out-of-town (retail warehouse) floorspace

		2001	2004	2008	2011	2016
DEFINED SHOPPING CENTRE WOKING	1 Derived Average Sales Density (sq.metres):	£3,406	£3,561	£3,780	£3,952	£4,258
	2 Derived Comparison Goods Turnover (£ million):	£148.7	£155.5	£165.0	£172.6	£185.9
	3 Residual Expenditure (£ million):	£0.00	£14.87	£39.20	£61.42	£107.63
DISTRICT CENTRE WEST BYFLEET	1 Derived Average Sales Density (sq.metres):	£1,800	£1,882	£1,998	£2,089	£2,250
	2 Derived Comparison Goods Turnover (£ million):	£7.7	£8.1	£8.6	£9.0	£9.6
	3 Residual Expenditure (£ million):	£0.00	£0.76	£2.01	£3.15	£5.52
ALL RETAIL WAREHOUSES	1 Derived Average Sales Density (sq.metres):	£4,671	£4,671	£4,671	£4,671	£4,671
	2 Derived Comparison Goods Turnover (£ million):	£39.2	£39.2	£39.2	£39.2	£39.2
	3 Residual Expenditure (£ million):	£0.00	£5.72	£14.66	£22.51	£38.23

NOTES: (1) Calculated in the base year by dividing potential comparison goods turnover (Stage 4) by comparison goods sales area (Stage 5). Figures in later years based on the base year with an allowance for annual growth as specified.
 (2) Turnover derived by multiplying the average sales density multiplied by the floorspace for the location
 (3) Potential over-trading is potential comparison goods turnover (Stage 5) minus derived comparison goods turnover (Stage 7).



Woking Retail Capacity: Convenience Goods Shopping Only, 2001 - 2016



Scenario 1: Baseline Capacity

Assumptions: No change in market share
 No growth in turnover efficiency
 Forecast growth in average spend of: 0.3% per annum

STAGE 1: PROJECTED CHANGES IN CATCHMENT POPULATION & SPENDING (all monetary figures expressed in constant 2000 prices):

	2001	2004	2008	2011	2016	CHANGE: 2001 - 2016	
						£m	%
CORE BOROUGH CATCHMENT							
Zone 1							
- Population ⁽¹⁾	75,601	76,056	76,666	77,127	77,901		3.0%
- Average convenience goods spending (£ per capita): ⁽²⁾⁽³⁾	£1,745	£1,761	£1,782	£1,798	£1,825		4.6%
Total Spend £m	£131.9	£133.9	£136.6	£138.7	£142.2		7.8%
OUTER BOROUGH CATCHMENT							
Zone 2							
- Population ⁽¹⁾	20,940	21,066	21,235	21,363	21,577		3.0%
- Average convenience goods spending (£ per capita): ⁽²⁾⁽³⁾	£1,742	£1,758	£1,779	£1,795	£1,822		4.6%
Total Spend £m	£36.5	£37.0	£37.8	£38.3	£39.3		7.8%
Zone 3							
- Population ⁽¹⁾	55,678	56,097	56,660	57,086	57,803		3.8%
- Average convenience goods spending (£ per capita): ⁽²⁾⁽³⁾	£1,761	£1,777	£1,798	£1,815	£1,842		4.6%
Total Spend £m	£98.0	£99.7	£101.9	£103.6	£106.5		8.6%
Zone 4							
- Population ⁽¹⁾	57,555	58,214	59,104	59,780	60,924		5.9%
- Average convenience goods spending (£ per capita): ⁽²⁾⁽³⁾	£1,807	£1,823	£1,845	£1,862	£1,890		4.6%
Total Spend £m	£104.0	£106.1	£109.1	£111.3	£115.1		10.7%
Zone 5							
- Population ⁽¹⁾	23,992	24,267	24,638	24,919	25,397		5.9%
- Average convenience goods spending (£ per capita): ⁽²⁾⁽³⁾	£1,861	£1,878	£1,900	£1,918	£1,947		4.6%
Total Spend £m	£44.6	£45.6	£46.8	£47.8	£49.4		10.7%
Zone 6							
- Population ⁽¹⁾	28,160	28,118	28,062	28,020	27,950		-0.7%
- Average convenience goods spending (£ per capita): ⁽²⁾⁽³⁾	£1,773	£1,789	£1,811	£1,827	£1,854		4.6%
Total Spend £m	£49.9	£50.3	£50.8	£51.2	£51.8		3.8%
Total Population	261,926	263,816	266,363	268,294	271,551		3.7%
- TOTAL CONVENIENCE GOODS SPENDING: (£million)	£465.0	£472.6	£483.0	£490.9	£504.4	£39	8.5%

NOTES:

(1) Year 2001 (base) population derived from MapInfo TargetPro system. Population projections derived from Woking Borough Council who were supplied by Surrey County Council with a Draft Interim 2001 based Population and Household Forecasts. For Zone 1 the projection is based on the projection rate for Woking BC; for Zone 2 this is also based on the projection rate Woking BC; for Zone 3 this is based on the projection rate for Guildford BC; for Zone 4 this is based on the average of the projections for Guildford BC and Surrey Heath BC; for Zone 5 this is based on the average of the projections for Guildford BC and Surrey Heath BC and for Zone 6 this is based on the projection for Runnymede BC.

(2) 2001 (base) expenditure derived from MapInfo TargetPro dataset. Projections based on 0.3% p.a., this is based on DTZ's in-house view of convenience goods expenditure growth (September 2004).

(3) Expenditure on special forms of trading (e.g. mail order) has NOT been deducted from the average spend estimates. Assume 3.2% of total available spend is on mail order, vending machines, internet, etc.

STAGE 2: CONVENIENCE FLOORSPACE (TOWN CENTRE & OUT-OF-CENTRE) (net square metres):

		2001	2004	2008	2011	2016
TOWN CENTRE DISTRICT FLOORSPACE (1):						
DEFINED SHOPPING CENTRE						
WOKING	J Sainsburys - Wokeley Walk ⁽¹⁾	828	828	828	828	828
	Other Convenience ⁽²⁾	4,462	4,462	4,462	4,462	4,462
	Sub-Total	5,290	5,290	5,290	5,290	5,290
DISTRICT & LOCAL CENTRES						
WEST BYFLEET	Tesco Express - Old Woking Rd ⁽¹⁾	134	134	134	134	134
	Waitrose - Station Approach ⁽¹⁾	847	847	847	847	847
	Other Convenience ⁽²⁾	768	768	768	768	768
	Sub-Total	1,750	1,750	1,750	1,750	1,750
KNAPHILL	Co-Op - High Street ⁽¹⁾	346	346	346	346	346
GOLDSWORTH PARK	Waitrose - Goldsworth Park ⁽¹⁾	883	883	883	883	883
HORSELL DC	Co-Op - High Street ⁽¹⁾	221	221	221	221	221
SHEERWATER	Costcutters ⁽¹⁾	155	155	155	155	155
KINGFIELD	Shaws ⁽¹⁾	196	196	196	196	196
WALTON ROAD	Atif Supermarket ⁽¹⁾	110	110	110	110	110
	Sub-Total	1,911	1,911	1,911	1,911	1,911
	Sub-Total	3,661	3,661	3,661	3,661	3,661
OUT OF CENTRE STORES IN WOKING BC :						
KNAPHILL / BROOKWOOD	J Sainsburys ⁽¹⁾	3,301	3,301	3,301	3,301	3,301
WOKING	Safeway	2,211	2,211	2,211	2,211	2,211
WOKING	Maybury Foodstore ⁽¹⁾	52	52	52	52	52
	Sub-Total	5,564	5,564	5,564	5,564	5,564
TOTAL CONVENIENCE GOODS FLOORSPACE:		14,515	14,515	14,515	14,515	14,515

NOTES:

(1) Net floorspace derived from Woking BC (using net to gross ratio of 60% for town centre stores and 70% for out of centre stores).

(2) Net floorspace derived from GOAD Town Centre summary report (using net to gross ratio of 60% for town centre stores and 70% for out of centre stores).

STAGE 3: MARKET SHARE ESTIMATES (% of available convenience goods spend)

ZONE 1		2001	2004	2008	2011	2016
DEFINED SHOPPING CENTRE	Woking	17.7%	17.7%	17.7%	17.7%	17.7%
DISTRICT & LOCAL CENTRES	Goldsworth Park	18.2%	18.2%	18.2%	18.2%	18.2%
	Horsell	0.6%	0.6%	0.6%	0.6%	0.6%
	Knaphill	0.4%	0.4%	0.4%	0.4%	0.4%
	West Byfleet	4.2%	4.2%	4.2%	4.2%	4.2%
	Sheerwater	0.2%	0.2%	0.2%	0.2%	0.2%
	Kingfield	0.8%	0.8%	0.8%	0.8%	0.8%
	Walton Road	1.1%	1.1%	1.1%	1.1%	1.1%
OUT OF CENTRE STORES	J Sainsburys - Knaphill / Brookwood	24.1%	24.1%	24.1%	24.1%	24.1%
	Safeway, Goldsworth Road	13.6%	13.6%	13.6%	13.6%	13.6%
	Maybury Foodstore	1.7%	1.7%	1.7%	1.7%	1.7%
OTHER MAJOR CENTRES	Addlestone	0.3%	0.3%	0.3%	0.3%	0.3%
	Cambarley	0.2%	0.2%	0.2%	0.2%	0.2%
	Chertsey	0.0%	0.0%	0.0%	0.0%	0.0%
	Farnborough	1.9%	1.9%	1.9%	1.9%	1.9%
	Guildford	3.5%	3.5%	3.5%	3.5%	3.5%
	Leatherhead	0.9%	0.9%	0.9%	0.9%	0.9%
	Weybridge	3.6%	3.6%	3.6%	3.6%	3.6%
OTHER MAJOR SHOP LOCATIONS AND STORES ELSEWHERE		3.8%	3.8%	3.8%	3.8%	3.8%
INTERNET, MAIL ORDER AND OTHER TYPES OF HOME SHOPPING		3.2%	3.2%	3.2%	3.2%	3.2%
TOTAL ESTIMATED MARKET SHARE:		100.0%	100.0%	100.0%	100.0%	100.0%

ZONE 2		2001	2004	2008	2011	2016
DEFINED SHOPPING CENTRE	Woking	1.0%	1.0%	1.0%	1.0%	1.0%
DISTRICT & LOCAL CENTRES	Goldsworth Park	1.6%	1.6%	1.6%	1.6%	1.6%
	Horsell	0.0%	0.0%	0.0%	0.0%	0.0%
	Knaphill	1.2%	1.2%	1.2%	1.2%	1.2%
	West Byfleet	11.8%	11.8%	11.8%	11.8%	11.8%
	Sheerwater	0.0%	0.0%	0.0%	0.0%	0.0%
	Kingfield	0.0%	0.0%	0.0%	0.0%	0.0%
	Walton Road	1.2%	1.2%	1.2%	1.2%	1.2%
OUT OF CENTRE STORES	J Sainsburys - Knaphill / Brookwood	8.7%	8.7%	8.7%	8.7%	8.7%
	Safeway, Goldsworth Road	4.6%	4.6%	4.6%	4.6%	4.6%
	Maybury Foodstore	0.0%	0.0%	0.0%	0.0%	0.0%
OTHER MAJOR CENTRES	Addlestone	12.1%	12.1%	12.1%	12.1%	12.1%
	Cambarley	0.0%	0.0%	0.0%	0.0%	0.0%
	Chertsey	0.0%	0.0%	0.0%	0.0%	0.0%
	Farnborough	7.6%	7.6%	7.6%	7.6%	7.6%
	Guildford	2.0%	2.0%	2.0%	2.0%	2.0%
	Leatherhead	5.9%	5.9%	5.9%	5.9%	5.9%
	Weybridge	26.5%	26.5%	26.5%	26.5%	26.5%
OTHER MAJOR SHOP LOCATIONS AND STORES ELSEWHERE		12.6%	12.6%	12.6%	12.6%	12.6%
INTERNET, MAIL ORDER AND OTHER TYPES OF HOME SHOPPING		3.2%	3.2%	3.2%	3.2%	3.2%
TOTAL ESTIMATED MARKET SHARE:		100.0%	100.0%	100.0%	100.0%	100.0%

STAGE 3: MARKET SHARE ESTIMATES (% of available convenience goods spend)

ZONE 3		2001	2004	2008	2011	2016
DEFINED SHOPPING CENTRE	Woking	3.6%	3.6%	3.6%	3.6%	3.6%
DISTRICT & LOCAL CENTRES	Goldsworth Park	0.0%	0.0%	0.0%	0.0%	0.0%
	Horsell	0.0%	0.0%	0.0%	0.0%	0.0%
	Knaphill	0.0%	0.0%	0.0%	0.0%	0.0%
	West Byfleet	1.5%	1.5%	1.5%	1.5%	1.5%
	Sheenwater	0.0%	0.0%	0.0%	0.0%	0.0%
	Kingfield	0.0%	0.0%	0.0%	0.0%	0.0%
OUT OF CENTRE STORES	Walton Road	0.0%	0.0%	0.0%	0.0%	0.0%
	J Sainsburys - Knaphill / Brookwood	4.2%	4.2%	4.2%	4.2%	4.2%
	Safeway, Goldsworth Road	2.8%	2.8%	2.8%	2.8%	2.8%
OTHER MAJOR CENTRES	Maybury Foodstore	0.4%	0.4%	0.4%	0.4%	0.4%
	Addlestone	1.0%	1.0%	1.0%	1.0%	1.0%
	Camberley	0.0%	0.0%	0.0%	0.0%	0.0%
	Chertsey	0.0%	0.0%	0.0%	0.0%	0.0%
	Farnborough	2.4%	2.4%	2.4%	2.4%	2.4%
	Guildford	71.1%	71.1%	71.1%	71.1%	71.1%
OTHER MAJOR SHOP LOCATIONS AND STORES ELSEWHERE	Leatherhead	0.3%	0.3%	0.3%	0.3%	0.3%
	Weybridge	0.4%	0.4%	0.4%	0.4%	0.4%
INTERNET, MAIL ORDER AND OTHER TYPES OF HOME SHOPPING		3.2%	3.2%	3.2%	3.2%	3.2%
TOTAL ESTIMATED MARKET SHARE:		100.0%	100.0%	100.0%	100.0%	100.0%

ZONE 4		2001	2004	2008	2011	2016
DEFINED SHOPPING CENTRE	Woking	1.3%	1.3%	1.3%	1.3%	1.3%
DISTRICT & LOCAL CENTRES	Goldsworth Park	0.0%	0.0%	0.0%	0.0%	0.0%
	Horsell	0.0%	0.0%	0.0%	0.0%	0.0%
	Knaphill	0.0%	0.0%	0.0%	0.0%	0.0%
	West Byfleet	0.0%	0.0%	0.0%	0.0%	0.0%
	Sheenwater	0.0%	0.0%	0.0%	0.0%	0.0%
	Kingfield	0.0%	0.0%	0.0%	0.0%	0.0%
OUT OF CENTRE STORES	Walton Road	0.0%	0.0%	0.0%	0.0%	0.0%
	J Sainsburys - Knaphill / Brookwood	0.7%	0.7%	0.7%	0.7%	0.7%
	Safeway, Goldsworth Road	0.0%	0.0%	0.0%	0.0%	0.0%
OTHER MAJOR CENTRES	Maybury Foodstore	0.0%	0.0%	0.0%	0.0%	0.0%
	Addlestone	0.0%	0.0%	0.0%	0.0%	0.0%
	Camberley	39.4%	39.4%	39.4%	39.4%	39.4%
	Chertsey	0.0%	0.0%	0.0%	0.0%	0.0%
	Farnborough	23.1%	23.1%	23.1%	23.1%	23.1%
	Guildford	0.0%	0.0%	0.0%	0.0%	0.0%
OTHER MAJOR CENTRES, SHOPS AND STORES ELSEWHERE	Leatherhead	0.0%	0.0%	0.0%	0.0%	0.0%
	Weybridge	0.0%	0.0%	0.0%	0.0%	0.0%
INTERNET, MAIL ORDER AND OTHER TYPES OF HOME SHOPPING		3.2%	3.2%	3.2%	3.2%	3.2%
TOTAL ESTIMATED MARKET SHARE:		100.0%	100.0%	100.0%	100.0%	100.0%



Woking Retail Capacity: Convenience Goods Shopping Only, 2001 - 2016

Scenario 1: Baseline Capacity

STAGE 3: MARKET SHARE ESTIMATES (% of available convenience goods spend)

ZONE 5		2001	2004	2008	2011	2016
DEFINED SHOPPING CENTRE	Woking	27.9%	27.9%	27.9%	27.9%	27.9%
DISTRICT & LOCAL CENTRES	Goldsworth Park	5.3%	5.3%	5.3%	5.3%	5.3%
	Horsell	1.1%	1.1%	1.1%	1.1%	1.1%
	Knaphill	0.9%	0.9%	0.9%	0.9%	0.9%
	West Byfleet	0.0%	0.0%	0.0%	0.0%	0.0%
	Sheenwater	0.0%	0.0%	0.0%	0.0%	0.0%
	Kingfield	0.0%	0.0%	0.0%	0.0%	0.0%
	Walton Road	0.0%	0.0%	0.0%	0.0%	0.0%
OUT OF CENTRE STORES	J Sainsburys - Knaphill / Brookwood	17.7%	17.7%	17.7%	17.7%	17.7%
	Safeway, Goldsworth Road	2.6%	2.6%	2.6%	2.6%	2.6%
	Maybury Foodstore	7.9%	7.9%	7.9%	7.9%	7.9%
OTHER MAJOR CENTRES	Addlestone	2.9%	2.9%	2.9%	2.9%	2.9%
	Camberley	6.0%	6.0%	6.0%	6.0%	6.0%
	Chertsey	1.1%	1.1%	1.1%	1.1%	1.1%
	Farnborough	3.6%	3.6%	3.6%	3.6%	3.6%
	Guildford	0.7%	0.7%	0.7%	0.7%	0.7%
	Leatherhead	0.0%	0.0%	0.0%	0.0%	0.0%
	Weybridge	0.4%	0.4%	0.4%	0.4%	0.4%
OTHER MAJOR CENTRES, SHOPS AND STORES ELSEWHERE	18.7%	18.7%	18.7%	18.7%	18.7%	
INTERNET, MAIL ORDER AND OTHER TYPES OF HOME SHOPPING	3.2%	3.2%	3.2%	3.2%	3.2%	
TOTAL ESTIMATED MARKET SHARE:		100.0%	100.0%	100.0%	100.0%	100.0%
ZONE 6		2001	2004	2008	2011	2016
DEFINED SHOPPING CENTRE	Woking	0.9%	0.9%	0.9%	0.9%	0.9%
DISTRICT & LOCAL CENTRES	Goldsworth Park	0.0%	0.0%	0.0%	0.0%	0.0%
	Horsell	0.0%	0.0%	0.0%	0.0%	0.0%
	Knaphill	0.0%	0.0%	0.0%	0.0%	0.0%
	West Byfleet	0.0%	0.0%	0.0%	0.0%	0.0%
	Sheenwater	0.0%	0.0%	0.0%	0.0%	0.0%
	Kingfield	0.0%	0.0%	0.0%	0.0%	0.0%
	Walton Road	1.2%	1.2%	1.2%	1.2%	1.2%
OUT OF CENTRE STORES	J Sainsburys - Knaphill / Brookwood	0.7%	0.7%	0.7%	0.7%	0.7%
	Safeway, Goldsworth Road	0.0%	0.0%	0.0%	0.0%	0.0%
	Maybury Foodstore	0.0%	0.0%	0.0%	0.0%	0.0%
OTHER MAJOR CENTRES	Addlestone	33.9%	33.9%	33.9%	33.9%	33.9%
	Camberley	0.7%	0.7%	0.7%	0.7%	0.7%
	Chertsey	16.5%	16.5%	16.5%	16.5%	16.5%
	Farnborough	15.0%	15.0%	15.0%	15.0%	15.0%
	Guildford	5.2%	5.2%	5.2%	5.2%	5.2%
	Leatherhead	0.0%	0.0%	0.0%	0.0%	0.0%
	Weybridge	2.1%	2.1%	2.1%	2.1%	2.1%
OTHER MAJOR CENTRES, SHOPS AND STORES ELSEWHERE	20.6%	20.6%	20.6%	20.6%	20.6%	
INTERNET, MAIL ORDER AND OTHER TYPES OF HOME SHOPPING	3.2%	3.2%	3.2%	3.2%	3.2%	
TOTAL ESTIMATED MARKET SHARE:		100.0%	100.0%	100.0%	100.0%	100.0%
NOTES:						



Woking Retail Capacity: Convenience Goods Shopping Only, 2001 - 2016

Scenario 1: Baseline Capacity

STAGE 4: TRADE DRAW ESTIMATES (% of convenience goods turnover derived from inside and outside the core zone)

	2001	2004	2008	2011	2016	
DEFINED SHOPPING CENTRE						
WOKING						
Trade Draw from Zone 1 Catchment	53%	53%	53%	53%	53%	
Trade Draw from Zone 2 Catchment	1%	1%	1%	1%	1%	
Trade Draw from Zone 3 Catchment	8%	8%	8%	8%	8%	
Trade Draw from Zone 4 Catchment	3%	3%	3%	3%	3%	
Trade Draw from Zone 5 Catchment	29%	29%	29%	29%	29%	
Trade Draw from Zone 6 Catchment	1%	1%	1%	1%	1%	
Trade Draw from Elsewhere	5%	5%	5%	5%	5%	
TOTAL TRADE DRAW	100%	100%	100%	100%	100%	
DISTRICT & LOCAL CENTRES						
Trade Draw from Zone 1 Catchment	74%	74%	74%	74%	74%	
Trade Draw from Zone 2 Catchment	13%	13%	13%	13%	13%	
Trade Draw from Zone 3 Catchment	3%	3%	3%	3%	3%	
Trade Draw from Zone 4 Catchment	0%	0%	0%	0%	0%	
Trade Draw from Zone 5 Catchment	7%	7%	7%	7%	7%	
Trade Draw from Zone 6 Catchment	1%	1%	1%	1%	1%	
Trade Draw from Elsewhere	1%	1%	1%	1%	1%	
TOTAL TRADE DRAW	100%	100%	100%	100%	100%	
OUT OF CENTRE STORES						
Trade Draw from Zone 1 Catchment	64%	63%	63%	63%	63%	
Trade Draw from Zone 2 Catchment	6%	6%	6%	6%	6%	
Trade Draw from Zone 3 Catchment	9%	9%	9%	9%	9%	
Trade Draw from Zone 4 Catchment	1%	1%	1%	1%	1%	
Trade Draw from Zone 5 Catchment	15%	15%	16%	16%	16%	
Trade Draw from Zone 6 Catchment	0%	0%	0%	0%	0%	
Trade Draw from Elsewhere	5%	5%	5%	5%	5%	
TOTAL TRADE DRAW	100%	100%	100%	100%	100%	

NOTES:



Woking Retail Capacity: Convenience Goods Shopping Only, 2001 - 2016

Scenario 1: Baseline Capacity

STAGE 5: POTENTIAL CONVENIENCE GOODS TURNOVER (£ million):

	2001	2004	2008	2011	2016	CHANGE: 2001 - 2016	
						£m	%
DEFINED SHOPPING CENTRE : WOKING							
Turnover from Zone 1 Catchment	£23.4	£23.7	£24.2	£24.5	£25.2		
Turnover from Zone 2 Catchment	£0.4	£0.4	£0.4	£0.4	£0.4		
Turnover from Zone 3 Catchment	£3.5	£3.6	£3.7	£3.7	£3.8		
Turnover from Zone 4 Catchment	£1.4	£1.4	£1.4	£1.4	£1.5		
Turnover from Zone 5 Catchment	£12.5	£12.7	£13.1	£13.3	£13.8		
Turnover from Zone 6 Catchment	£0.4	£0.5	£0.5	£0.5	£0.5		
Turnover from Elsewhere	£2.2	£2.2	£2.3	£2.3	£2.4		
TOTAL TURNOVER	£43.7	£44.4	£45.4	£46.2	£47.5	383.7%	8.8%
DISTRICT & LOCAL CENTRES							
Turnover from Zone 1 Catchment	£33.6	£34.1	£34.8	£35.4	£36.3		
Turnover from Zone 2 Catchment	£5.8	£5.9	£6.0	£6.1	£6.2		
Turnover from Zone 3 Catchment	£1.5	£1.5	£1.5	£1.6	£1.6		
Turnover from Zone 4 Catchment	£0.0	£0.0	£0.0	£0.0	£0.0		
Turnover from Zone 5 Catchment	£3.3	£3.3	£3.4	£3.5	£3.6		
Turnover from Zone 6 Catchment	£0.6	£0.6	£0.6	£0.6	£0.6		
Turnover from Elsewhere	£0.5	£0.5	£0.5	£0.5	£0.5		
TOTAL TURNOVER	£45.2	£45.9	£46.8	£47.6	£48.8	£3.6	8.0%
OUT OF CENTRE STORES							
Turnover from Zone 1 Catchment	£52.0	£52.8	£53.8	£54.6	£56.0		
Turnover from Zone 2 Catchment	£4.9	£4.9	£5.0	£5.1	£5.2		
Turnover from Zone 3 Catchment	£7.3	£7.4	£7.5	£7.7	£7.9		
Turnover from Zone 4 Catchment	£0.7	£0.7	£0.8	£0.8	£0.8		
Turnover from Zone 5 Catchment	£12.6	£12.9	£13.2	£13.5	£13.9		
Turnover from Zone 6 Catchment	£0.3	£0.4	£0.4	£0.4	£0.4		
Turnover from Elsewhere	£4.1	£4.2	£4.2	£4.3	£4.4		
TOTAL TURNOVER	£81.8	£83.2	£85.0	£86.3	£88.7	£6.83	8.3%



Woking Retail Capacity: Convenience Goods Shopping Only, 2001 - 2016

Scenario 1: Baseline Capacity

STAGE 6: POTENTIAL AVERAGE CONVENIENCE GOODS TURNOVER TO FLOORSPACE RATIOS (£ per square metre):

		2001	2004	2008	2011	2016	CHANGE: 2001 - 2016
DEFINED SHOPPING CENTRE: WOKING	Square Metres	£8,259	£8,399	£8,589	£8,735	£8,984	8.8%
	Square Feet	£767	£780	£798	£812	£835	8.8%
DISTRICT & LOCAL CENTRES	Square Metres	£12,342	£12,533	£12,762	£12,989	£13,325	8.0%
	Square Feet	£1,147	£1,164	£1,186	£1,207	£1,238	8.0%
OUT OF CENTRE STORES	Square Metres	£14,710	£14,947	£15,270	£15,517	£15,937	8.3%
	Square Feet	£1,367	£1,389	£1,419	£1,442	£1,481	8.3%

NOTES: (1) Calculated by dividing potential convenience goods turnover (Stage 5) by convenience goods sales area (Stage 2).



Woking Retail Capacity: Convenience Goods Shopping Only, 2001 - 2016

Scenario 1: Baseline Capacity

STAGE 7: CONVENIENCE GOODS FLOORSPACE CAPACITY:

Assumes an annual growth 'efficiency' of: 0.0% for town centre floorspace
 Assumes an annual growth 'efficiency' of: 0.0% for out-of-town floorspace
 Assumes a net/gross floorspace ratio of: 60.0% for town centre floorspace
 Assumes a net/gross floorspace ratio of: 70.0% for out-of-town floorspace

		2001	2004	2008	2011	2016
DEFINED SHOPPING CENTRE: WOKING						
1 Derived Average Sales Density (sq.metres):		£8,259	£8,259	£8,259	£8,259	£8,259
2 Derived Convenience Goods Turnover (£ million):		£43.7	£43.7	£43.7	£43.7	£43.7
3 Residual Expenditure (£ million):		£0.00	£0.74	£1.75	£2.52	£3.84
DISTRICT & LOCAL CENTRES						
1 Derived Average Sales Density (sq.metres):		£12,342	£12,342	£12,342	£12,342	£12,342
2 Derived Convenience Goods Turnover (£ million):		£45.2	£45.2	£45.2	£45.2	£45.2
3 Residual Expenditure (£ million):		£0.00	£0.70	£1.64	£2.37	£3.60
OUT OF CENTRE STORES						
1 Derived Average Sales Density (sq.metres):		£14,710	£14,710	£14,710	£14,710	£14,710
2 Derived Convenience Goods Turnover (£ million):		£81.8	£81.8	£81.8	£81.8	£81.8
3 Residual Expenditure (£ million):		£0.00	£1.32	£3.12	£4.49	£6.83

NOTES: (1) Calculated in the base year by dividing potential convenience goods turnover (Stage 4) by convenience goods sales area (Stage 5). Figures in later years based on the base year with an allowance for annual growth as specified.
 (2) Turnover derived by multiplying the average sales density multiplied by the floorspace for the location
 (3) Potential over-trading is potential convenience goods turnover (Stage 5) minus derived convenience goods turnover (Stage 7).

Town Centre and Out-of-Centre Foodstores in Woking BC

Floorspace Ratios	
Convenience Goods	Gross to Net Ratio
Town Centre	60%
Out of Town Centre	70%

OUT TOWN OF CENTRE*

Foodstore	Location	Centre	Floorspace sq.m. gross	Floorspace sq.m. net
Safeway	Goldsworth Rd	Woking	3,159	2,211
Sainsbury's	Knaphill / Brookwood	Woking	4,715	3,301
Maybury Foodstore	Princess Rd	Woking	74	52

TOWN CENTRE*

Woking			Floorspace sq.m. gross	Floorspace sq.m. net
Sainsbury's	Wolseley Walk	Woking	1,380	828
Marks and Spencer	Town Centre	Woking	unavailable	unavailable

Knaphill DC

Co-op	High St	Knaphill	576	346
Budgens		Knaphill	372	223

N.B. currently vacant

West Byfleet DC

Tesco Express	Old Woking Road	West Byfleet	224	134
Waitrose	Station Approach	West Byfleet	1,412	847

Goldsworth Park DC

Waitrose		Goldsworth Park	1,472	883
----------	--	-----------------	-------	-----

Horsell DC

Co-op	High St	Horsell	369	221
-------	---------	---------	-----	-----

Sheerwater DC

Costcutters	Dartmouth Avenue	Sheerwater	259	155
-------------	------------------	------------	-----	-----

Kingfield LC

Shaws	2-6 Ashcombe Parade	Kingfield	326	196
-------	---------------------	-----------	-----	-----

Walton Road LC

Atif Supermarket	Walton Road	Walton Road area	183	110
------------------	-------------	------------------	-----	-----

*Source: Woking Borough Council

Out of Centre Floorspace in Woking BC

Floorspace Ratios:	
Out of Town Centre:	Gross to Net Ratio
Convenience Goods	70%
Comparison Goods	80%

CONVENIENCE GOODS*

Store	Location	Floorspace sq.m. gross	Floorspace sq.m. net
Safeway	Woking	3,159	2,211
Sainsbury's	Knaphill / Brookwood	4,715	3,301
Maybury Foodstore	Princess Rd	74	52
Total		7,948	5,564

COMPARISON GOODS*

Store	Location	Floorspace sq.m. gross	Floorspace sq.m. net
Homebase	Brookwood	3,705	2,964
Total		3,705	2,964

Store	Location	Floorspace sq.m. gross	Floorspace sq.m. net
Carpetright	Lion Retail Park	780	624
Currys	Lion Retail Park	1,000	800
Focus DIY	Lion Retail Park	3,237	2,590
Halfords	Lion Retail Park	1,000	800
Harveys	Lion Retail Park	780	624
Total		6,797	5,438

*Source: Woking Borough Council